



**Convention on
Biological Diversity**

Distr.
GENERAL

UNEP/CBD/COP/13/INF/25
UNEP/CBD/BS/COP-MOP/8/INF/13
UNEP/CBD/NP/COP-MOP/2/INF/9
16 November 2016*

ENGLISH ONLY

CONFERENCE OF
THE PARTIES TO
THE CONVENTION
ON BIOLOGICAL
DIVERSITY
Thirteenth meeting
Item 8 of the provisional
agenda**

CONFERENCE OF THE
PARTIES TO THE
CONVENTION ON
BIOLOGICAL DIVERSITY
SERVING AS THE MEETING
OF THE PARTIES TO THE
CARTAGENA PROTOCOL
ON BIOSAFETY
Eighth meeting
Item 10 of the provisional
agenda***

CONFERENCE OF THE PARTIES
SERVING AS THE MEETING OF
THE PARTIES TO THE NAGOYA
PROTOCOL ON ACCESS TO
GENETIC RESOURCES AND FAIR
AND EQUITABLE SHARING OF
BENEFITS ARISING FROM THEIR
UTILIZATION
Second meeting
Item 9 of the provisional agenda****

Cancun, Mexico, 4-17 December 2017

**REPORT OF THE EXECUTIVE SECRETARY ON THE ADMINISTRATION OF THE
CONVENTION AND THE BUDGET FOR THE TRUST FUNDS OF THE CONVENTION,
THE CARTAGENA PROTOCOL ON BIOSAFETY AND THE NAGOYA PROTOCOL
ON ACCESS AND BENEFIT-SHARING**

Note by the Executive Secretary

The Executive Secretary is circulating herein, for the information of participants in the thirteenth meeting of the Conference of the Parties, the eighth meeting of the Conference of the Parties serving as the meeting of the Parties to the Cartagena Protocol on Biosafety and the Second meeting of the Conference of the Parties serving as the meeting of the Parties to the Nagoya Protocol on Access and Benefit-sharing, the following documents:

- (a) Status of contributions to the BY, BE, BZ and VB Trust Funds as at 31 December 2015 (annexes I-IV);
- (b) Status of contributions to the BG and BH trust funds as at 31 December 2015 (annexes V-VI);
- (c) Status of contributions to the BB and BX trust funds as at 31 December 2015 (annexes VII-VIII);
- (d) Status of contributions to the BY, BE, BZ and VB Trust Funds as at 30 September 2016 (annexes IX-XII);

* Reissued for technical reasons on 28 November 2016.

** UNEP/CBD/COP/13/1.

*** UNEP/CBD/BS/COP-MOP/8/1.

**** UNEP/CBD/NP/COP-MOP/2/1/Rev.1.

- (e) Status of contributions to the BG and BH trust funds as at 30 September 2016 (annexes XIII-XIV);
- (f) Status of contributions to the BB and BX trust funds as at 30 September 2016 (annexes XV-XVI);
- (g) Current scale of assessments for the Convention on Biological Diversity for 2015-2016 (annex XVII);
- (h) Current scale of assessments for the Cartagena Protocol on Biosafety for 2015-2016 (annex XVIII);
- (i) Current scale of assessments for the Nagoya Protocol on Access and Benefit-sharing for 2015-2016 (annex XIX);
- (j) Financial statements for the twenty-four months of the biennium 2014-2015 ended 31 December 2015 (annex XX);
- (k) Supporting documentation on indicators of achievement and performance for the programme budget of the Convention on Biological Diversity (annex XXI);
- (l) Supporting documentation on indicators of achievement and performance for the programme budget of the Cartagena Protocol on Biosafety (annex XXII);
- (m) Supporting documentation on indicators of achievement and performance for the programme budget of the Nagoya Protocol on Access and Benefit-sharing (annex XXIII);
- (n) Details of the online forums and real-time conferences held in the intersessional period (annex XXIV).

Annex I

GENERAL TRUST FUND FOR THE CONVENTION ON BIOLOGICAL DIVERSITY (BY)

(as at 31 December 2015, United States dollars)

Countries	Unpaid Pledges as at 31/12/14	Pledges for 2015	Collections in 2014 for 2015	Collections in 2014 for future years	Collections in 2015 for Prior Years	Collections during 2015 for 2015	Collections during 2015 for Future Years	Unpaid Pledges for Prior Years	Unpaid Pledges for 2015	Unpaid Pledges for 2015 & Prior Years
	US \$	US \$	US \$		US \$			US \$	US \$	US \$
Afghanistan	-	766	-	-	-	766	-	-	-	-
Albania	-	1,532	-	-	-	1,532	1,587	-	-	-
Algeria	38,466	20,990	-	-	38,466	20,990	-	-	-	-
Angola	3,546	1,225	-	-	3,546	1,225	1,269	-	-	-
Antigua & Barbuda	601	306	-	-	-	-	-	601	306	907
Argentina	-	66,186	-	-	-	-	-	-	66,186	66,186
Armenia	-	1,072	-	-	-	1,072	-	-	-	-
Australia	-	317,756	-	-	-	317,756	329,176	-	-	-
Austria	-	122,261	-	-	-	122,261	-	-	-	-
Azerbaijan	-	6,128	-	-	-	6,128	221	-	-	-
Bahamas	2,769	2,605	-	-	2,769	2,605	2,698	-	-	-
Bahrain	5,998	5,975	-	-	5,998	5,975	-	-	-	-
Bangladesh	1,230	1,225	-	-	1,230	-	-	-	1,225	1,225
Barbados	-	1,226	-	-	-	1,226	-	-	-	-
Belarus	16,453	8,580	-	-	16,453	8,580	-	-	-	-
Belgium	-	152,903	-	-	-	152,903	-	-	-	-
Belize	244	153	-	-	-	-	-	244	153	397
Benin	1,353	460	-	-	-	-	-	1,353	460	1,813
Bhutan	-	153	-	-	-	153	159	-	-	-
Bolivia	3,072	1,379	-	-	-	-	-	3,072	1,379	4,451
Bosnia & Herzegovina	-	2,605	-	-	-	2,605	-	-	-	-
Botswana	-	2,605	-	-	-	2,605	2,698	-	-	-
Brazil	196	449,516	-	-	-	-	-	196	449,516	449,712
Brunei Darussalam	-	3,983	-	-	-	-	-	-	3,983	3,983
Bulgaria	-	7,201	-	-	-	7,201	7,460	-	-	-
Burkina Faso	1,311	460	-	-	-	-	-	1,311	460	1,771
Burundi	588	153	-	-	-	-	-	588	153	741
Cambodia	1,270	613	-	-	-	-	-	1,270	613	1,883
Cameroon	2,554	1,839	-	-	-	-	-	2,554	1,839	4,393

Countries	Unpaid Pledges as at 31/12/14	Pledges for 2015	Collections in 2014 for 2015	Collections in 2014 for future years	Collections in 2015 for Prior Years	Collections during 2015 for 2015	Collections during 2015 for Future Years	Unpaid Pledges for Prior Years	Unpaid Pledges for 2015	Unpaid Pledges for 2015 & Prior Years
Georgia	-	1,072	-	-	-	1,072	-	-	-	-
Germany	-	1,094,069	-	-	-	1,094,069	-	-	-	-
Ghana	3,521	2,145	-	-	3,521	2,145	2,222	-	-	-
Greece	106,280	97,748	-	-	-	-	-	106,280	97,748	204,028
Grenada	858	153	-	-	858	-	-	-	153	153
Guatemala	28,378	4,137	-	-	28,378	-	-	-	4,137	4,137
Guinea	-	306	-	-	-	-	-	-	306	306
Guinea-Bissau	3,493	153	-	-	-	-	-	3,493	153	3,646
Guyana	-	153	1	-	-	-	-	-	152	152
Haiti	-	460	-	-	-	460	456	-	-	-
Honduras	2,435	1,226	-	-	1,360	-	-	1,075	1,226	2,301
Hungary	-	40,754	-	-	-	40,754	-	-	-	-
Iceland	-	4,137	-	-	-	4,137	4,225	-	-	-
India	-	102,037	-	-	-	102,037	-	-	-	-
Indonesia	-	53,010	-	-	-	53,010	-	-	-	-
Iran	185,798	54,543	-	-	-	-	-	185,798	54,543	240,341
Iraq	-	10,418	-	-	-	-	-	-	10,418	10,418
Ireland*	-	64,042	64,042	-	-	-	66,343	-	-	-
Israel	-	60,671	-	-	-	-	-	-	60,671	60,671
Italy	-	681,476	-	-	-	681,476	-	-	-	-
Jamaica	4,232	1,685	-	-	4,232	1,685	1,771	-	-	-
Japan	-	1,659,718	-	-	-	1,659,718	-	-	-	-
Jordan	-	3,371	-	-	-	3,371	-	-	-	-
Kazakhstan	-	18,538	-	-	-	18,538	19,230	-	-	-
Kenya	3,607	1,992	-	-	-	-	-	3,607	1,992	5,599
Kiribati	-	153	-	-	-	-	-	-	153	153
Korea, Dem. People's Rep.	1,077	919	-	-	-	-	-	1,077	919	1,996
Korea, Rep. of	228,602	305,500	-	-	228,602	305,500	122,478	-	-	-
Kuwait	-	41,826	-	-	-	41,826	-	-	-	-
Kyrgyzstan	-	306	-	-	-	-	-	-	306	306
Lao PDR	-	306	-	-	-	306	317	-	-	-
Latvia	-	7,201	7,201	-	-	-	7,460	-	-	-
Lebanon	30,526	6,435	-	-	5,076	6,435	-	25,450	-	25,450
Lesotho	-	153	-	-	-	153	159	-	-	-
Liberia	858	153	-	-	-	-	-	858	153	1,011

Countries	Unpaid Pledges as at 31/12/14	Pledges for 2015	Collections in 2014 for 2015	Collections in 2014 for future years	Collections in 2015 for Prior Years	Collections during 2015 for 2015	Collections during 2015 for Future Years	Unpaid Pledges for Prior Years	Unpaid Pledges for 2015	Unpaid Pledges for 2015 & Prior Years
Libya	87,555	21,756	-	-	-	-	-	87,555	21,756	109,311
Liechtenstein	104	1,379	-	-	104	1,379	-	-	-	-
Lithuania	-	11,184	-	-	-	11,184	-	-	-	-
Luxembourg	-	12,410	3,770	-	-	8,640	13,843	-	(0)	(0)
Macedonia	4,812	1,226	-	-	-	-	-	4,812	1,226	6,038
Madagascar	760	460	-	-	-	-	-	760	460	1,220
Malawi	858	306	-	-	-	-	-	858	306	1,164
Malaysia	-	43,052	43,052	-	-	-	44,599	-	-	-
Maldives	-	153	-	-	-	153	159	-	-	-
Mali	2,012	613	-	-	-	-	-	2,012	613	2,625
Malta	-	2,451	-	-	-	-	-	-	2,451	2,451
Marshall Islands	971	153	-	-	-	-	-	971	153	1,124
Mauritania	2,803	306	-	-	-	-	-	2,803	306	3,109
Mauritius	-	1,992	-	-	-	1,992	2,063	-	-	-
Mexico	-	282,212	-	-	-	282,212	-	-	-	-
Micronesia, Fed. States	1,073	153	-	-	-	-	-	1,073	153	1,226
Moldova, Rep. of	-	460	-	-	-	460	476	-	-	-
Monaco	-	1,839	-	-	-	1,839	-	-	-	-
Mongolia	-	460	-	-	-	460	475	-	-	-
Montenegro	20	766	-	-	20	725	-	-	41	41
Morocco	-	9,499	610	-	-	8,806	-	-	83	83
Mozambique	-	460	460	441	-	-	-	-	-	-
Myanmar	1,829	1,225	-	-	-	-	-	1,829	1,225	3,054
Namibia	-	1,532	-	-	-	1,532	1,587	-	-	-
Nauru	613	153	-	-	-	-	-	613	153	766
Nepal	33	919	-	-	-	-	-	33	919	952
Netherlands	-	253,408	-	-	-	253,408	-	-	-	-
New Zealand	-	38,762	38,762	-	-	-	-	-	-	-
Nicaragua	-	460	-	-	-	460	476	-	-	-
Niger	4,413	306	-	-	-	-	-	4,413	306	4,719
Nigeria	-	13,789	-	-	-	-	-	-	13,789	13,789
Niue	-	153	-	-	-	-	-	-	153	153
Norway	0	130,381	-	-	-	130,381	-	-	-	-
Oman	-	15,627	-	-	-	15,627	-	-	-	-
Pakistan	22,962	13,023	-	-	4,458	-	-	18,503	13,023	31,526

Countries	Unpaid Pledges as at 31/12/14	Pledges for 2015	Collections in 2014 for 2015	Collections in 2014 for future years	Collections in 2015 for Prior Years	Collections during 2015 for 2015	Collections during 2015 for Future Years	Unpaid Pledges for Prior Years	Unpaid Pledges for 2015	Unpaid Pledges for 2015 & Prior Years
Palau	866	153	-	-	-	-	-	866	153	1,019
Panama	-	3,983	-	-	-	3,983	-	-	-	-
Papua New Guinea	619	613	-	-	619	613	635	-	-	-
Paraguay	76	1,532	-	-	-	-	-	76	1,532	1,608
Peru	1,168	17,926	-	-	1,168	10,130	-	-	7,796	7,796
Philippines	-	23,594	-	-	-	14,952	-	-	8,642	8,642
Poland	-	141,106	141,106	-	-	-	146,177	-	-	-
Portugal	153,565	72,621	-	-	147,591	-	-	5,974	72,621	78,595
Qatar	-	32,021	-	-	-	32,021	-	-	-	-
Romania	-	34,625	-	-	-	34,625	-	-	-	-
Russian Federation	-	373,525	-	-	-	373,525	-	-	-	-
Rwanda	25	306	-	-	-	-	-	25	306	331
Saint Vincent & Grenadines	3,143	153	-	-	-	-	-	3,143	153	3,296
Samoa	-	153	-	-	-	153	-	-	-	-
San Marino	-	460	-	-	-	460	-	-	-	-
Sao Tome Principe	1,645	153	-	-	-	-	-	1,645	153	1,798
Saudi Arabia	-	132,373	-	-	-	132,373	-	-	-	-
Senegal	2,179	919	-	-	2,179	919	898	-	-	-
Serbia	-	6,128	-	-	-	6,128	-	-	-	-
Seychelles	-	153	-	-	-	153	159	-	-	-
Sierra Leone	-	153	-	-	-	-	-	-	153	153
Singapore	-	58,832	-	-	-	58,832	60,947	-	-	-
Slovak	-	26,199	-	-	-	26,199	27,140	-	-	-
Slovenia	15,842	15,321	-	-	15,842	15,321	-	-	-	-
Solomon Islands	-	153	-	-	-	-	-	-	153	153
Somalia	737	153	-	-	-	-	-	737	153	890
South Africa	-	56,994	-	-	-	56,994	59,042	-	-	-
South Sudan	-	613	-	-	-	-	-	-	613	613
Spain	-	455,492	-	-	-	455,492	-	-	-	-
Sri Lanka	-	3,830	-	-	-	3,830	-	-	-	-
St. Lucia	19	153	-	-	19	153	140	-	-	-
St.Kitts &Nevis	40	153	-	-	-	-	-	40	153	193
Sudan	2,747	1,225	-	-	-	-	-	2,747	1,225	3,972
Suriname	544	613	-	-	-	-	-	544	613	1,157
Swaziland	-	460	-	-	-	460	476	-	-	-

Countries	Unpaid Pledges as at 31/12/14	Pledges for 2015	Collections in 2014 for 2015	Collections in 2014 for future years	Collections in 2015 for Prior Years	Collections during 2015 for 2015	Collections during 2015 for Future Years	Unpaid Pledges for Prior Years	Unpaid Pledges for 2015	Unpaid Pledges for 2015 & Prior Years
Sweden	-	147,081	-	-	-	147,081	-	-	-	-
Switzerland	-	160,410	-	-	-	160,410	-	-	-	-
Syria	14,731	5,516	-	-	-	-	-	14,731	5,516	20,247
Tajikistan	1,006	460	-	-	-	-	-	1,006	460	1,466
Thailand	4,107	36,617	-	-	4,107	29,730	-	-	6,887	6,887
Timor - Leste	-	306	-	-	-	-	-	-	306	306
Togo	25	153	-	-	-	-	-	25	153	178
Tonga	868	153	-	-	610	-	-	258	153	411
Trinidad & Tobago	-	6,741	-	-	-	-	-	-	6,741	6,741
Tunisia	-	5,516	-	-	-	5,516	-	-	-	-
Turkey	-	203,462	-	-	-	-	-	-	203,462	203,462
Turkmenistan	7,814	2,911	-	-	-	-	-	7,814	2,911	10,725
Tuvalu	301	153	-	-	-	-	-	301	153	454
U. K.	-	793,472	-	-	-	793,472	-	-	-	-
Uganda	25	919	-	-	-	-	-	25	919	944
Ukraine	13,381	15,168	-	-	13,381	15,168	-	-	-	-
Un.Rep. of Tanzania	-	1,225	1,225	9,286	-	-	-	-	-	-
United Arab Emirates	-	91,160	-	-	-	91,160	-	-	-	-
Uruguay	-	7,967	7,967	3,919	-	-	-	-	-	-
Uzbekistan	12,216	2,298	-	-	1,538	-	-	10,678	2,298	12,976
Vanuatu	858	153	-	-	-	-	-	858	153	1,011
Venezuela	141,665	96,062	-	-	-	-	-	141,665	96,062	237,727
Viet Nam	-	6,435	-	-	-	-	-	-	6,435	6,435
Yemen	8,686	1,225	-	-	-	-	-	8,686	1,225	9,911
Zambia	-	919	919	952	-	-	-	-	-	-
Zimbabwe	901	306	-	-	-	-	-	901	306	1,207
Sub Total	1,360,668	12,253,599	828,841	22,647	544,752	9,893,246	1,451,424	815,915	1,531,512	2,347,428
Additional Contributions										
Canada	925,316	695,468	-	-	925,316	695,468	-	-	-	-
Quebec	-	296,586	-	-	-	-	-	-	296,586	296,586
Grand Total	2,285,985	13,245,653	828,841	22,647	1,470,069	10,588,714	1,451,424	815,915	1,828,098	2,644,014

Annex II

GENERAL TRUST FUND FOR ADDITIONAL VOLUNTARY CONTRIBUTIONS IN SUPPORT OF APPROVED ACTIVITIES UNDER THE CONVENTION ON BIOLOGICAL DIVERSITY (BE)

(as at 31 December 2015, United States dollars)

COUNTRIES	Unpaid pledges as at 31.12.14	Adjustments	Pledges for 2015		Collections in 2015 for prior years	Collections in 2015 for 2015	Unpaid pledges for 2015 & prior years
Canada	1,300		-	1/	-	-	1,300
Canada	308,258		-	2/	142,962	-	165,296
Center for Internal Forest Research (CIFOR)	-		4,000	27/	-	-	4,000
COMIFAC	15,872		-	3/	-	-	15,872
EU	-		1,900,000	36/	-	1,805,000	95,000
FAO	20,078		-	5/	20,078	-	-
FAO	-		5,000	28/	-	5,000	-
Finland	-		211,080	20/	-	211,080	-
France	27,473		-	4/	-	-	27,473
France	67,114		44,248	7/	67,114	-	44,248
Germany	-		275,592	22/	-	275,592	-
Global Environment Facility (GEF)	10,000		-	9/	10,000	-	-
Global Environment Facility (GEF)	-		30,000	31/	-	30,000	-
Global Mechanism	5,000		-	6/	-	-	5,000
India	105,807		-	8/	-	-	105,807
International Coastal Ocean Organization	-		25,000	26/	-	25,000	-
Korea	-		283,726	13/	-	283,726	-
Korea	-		453,449	14/	-	453,449	-
Korea	-		271,388	16/	-	271,388	-
Korea	-		512,018	17/	-	512,018	-
Korea	-		101,351	34/	-	101,351	-
Korea	-		20,021			20,021	
Mexico	-		1,006,581	33/	-	1,006,581	-
Norway	-		18,512	23/	-	18,512	-
Norway	-		12,341	24/	-	12,341	-
Norway	-		18,512	25/	-	18,512	-
Sweden	-		16,561	21/	-	16,561	-
Switzerland	4,343		-	10/	-	-	4,343
Switzerland	-		81,702	15/	-	81,702	-
Switzerland	-		107,817	18/	-	107,817	-
Switzerland	-		55,000	32/	-	55,000	-
Switzerland	-		53,247	35/	-	53,247	-

COUNTRIES	Unpaid pledges as at 31.12.14	Adjustments	Pledges for 2015		Collections in 2015 for prior years	Collections in 2015 for 2015	Unpaid pledges for 2015 & prior years
UK	41,118		-	11/	-	-	41,118
UK	6,494		-	12/	-	-	6,494
UK	-		28,812	19/	-	28,812	-
UNDP	-		25,000	30/	-	25,000	-
WCMC	-		2,500	29/	-	-	-
Total	612,858	-	5,563,456		240,154	5,417,708	515,951

1/Canada pledge CAD 47,000 - Expert Meeting on Marine Biodiversity. Paid CAD 44,650 (US\$ 42,218.23) on 25 November 2009

2/Canada pledge CAD 525,000 - CAD 175,000 annually to 2015 allocated as CAD 473,310 to BE Trust Fund & CAD 51,690 to BZ Trust Fund. Changed to CAD 451,098 for BE Trust Fund & CAD 73,902 to BZ Trust Fund per MR email dated 22 April 2014

3/COMIFAC pledge EUR 25,000 - Implementation of CBD in Central Africa

4/France pledge EUR 20,000 - Expert Workshop on Marine Protected Areas

5/FAO pledge US\$ 20,078 - Capacity building workshop

6/Global Mechanism pledge US\$ 5,000 - Eco-pavilion

7/France pledge EUR 200,000 - Memorandum of Understanding (2014-2017) on Sustainable Oceans Initiative. 2014 - EUR 60,000; 2015 EUR 40,000; 2016 EUR 40,000; 2017 EUR 60,000

8/India pledge US\$ 286,443 - ICNP-2

9/GEF pledge US\$ 10,000 towards the support to the participation of journalists to COP 12

10/Switzerland pledge CHF 4,000 - Launch of UN decade

11/UK pledge GBP 25,000 - Geo-engineering

12/UK pledge GBP 4,000 - Production of a Report on Climate-related Geo-engineering

13/ Korea pledge KRW 330,000,000 - Implementation of Yeosu project - paid by Korea Maritime Institute

14/ Korea pledge US\$ 453,449 - SCBD Forest Ecosystem restoration initiative - paid by Korea Forest Services

15/Switzerland pledge CHF 80,000 - AHTEG on Indicators for the Strategic Plan for Biodiversity.

16/Korea pledge KRW 300,000,000 - Peace and Biodiversity Dialogue Initiative (PBDI) - 2015-BEL-2592-2797-2661.

17/Korea pledge KRW 566,000,000 - Bio-Bridge Initiative - BEL-2592-2797-2661.

18/Switzerland pledge CHF 100,000 - Informal Advisory Group Workshops

19/UK pledge GBP 18,950 - AHTEG on Indicators

20/Finland pledge EUR 200,000 - 2015-2016 project. Geneva meeting in February 2016

21/Sweden pledge SEK 144,000 - Technical w/s on Ecosystem approach to Climate Change

22/Germany pledge EUR 255,000 - Implementation of the Strategic Plan for Biodiversity and Cop 12 outcomes

23/Norway pledge NOK 150,000 - Develop and test a peer review mechanism under the CBD

24/Norway pledge NOK 100,000 - Expert meeting on Synthetic Biology under CBD

25/Norway pledge NOK 150,000 - Workshop on COP 12 on different issues

26/International Coastal Ocean Organization pledge US\$ 25,000 - Rio Convention Pavilion at UNFCCC COP-21

27/Center for Internal Forest Research (CIFOR) pledge US\$ 4,000 - Rio Convention Pavilion at UNFCCC COP-21

28/FAO pledge US\$5,000 - Rio Convention Pavilion at UNFCCC COP-21

29/WCMC pledge US\$2,500 - Rio Convention Pavilion at UNFCCC COP-21

30/UNDP pledge US\$2,500 - Rio Convention Pavilion at UNFCCC COP-21

31/GEF pledge US\$30,000 - Rio Convention Pavilion at UNFCCC COP-21

32/Switzerland pledge US\$ 55,000 - Friends of the CBD meeting (Mexico 29 Sept. - 1st Oct. 2015)

33/Mexico pledge US\$1,006,581 - 13th Conference of the parties to the CBD

34/Korea pledge KRW 120,000,000 - Workshop for the 5th National reports of seven parties in East Asia

35/Switzerland pledge CHF 50,000 - Voluntary peer review

36/EU pledge US\$1,900,000 - GPGC 2015-2016

Annex III

**GENERAL TRUST FUND FOR ADDITIONAL VOLUNTARY CONTRIBUTIONS TO FACILITATE THE PARTICIPATION OF PARTIES IN THE
 PROCESS OF THE CONVENTION ON BIOLOGICAL DIVERSITY (BZ)**

(as at 31 December 2015, in United States dollars)

COUNTRIES	Unpaid Pledges as at 31.12.14	Adjustments	Pledges for 2015	Collections in 2015 for prior years	Collections in 2015 for 2015	Unpaid pledges for 2015 & prior years
Canada	34,533	1/	-	-	-	34,533
Denmark	27,076	2/	-	-	-	27,076
Finland	-	3/	10,886	-	10,886	-
Germany	-	6/	87,527	-	87,527	-
Mexico	-	7/	169,500	-	169,500	-
Norway	-	4/	24,682	-	24,682	-
Norway	-	5/	18,512	-	18,512	-
Total	61,609	-	311,107	-	311,107	61,609

1/Canada pledge CAD 525,000 - CAD 175,000 annually to 2015 allocated as CAD 473,310 to BE Trust Fund & CAD 51,690 to BZ Trust Fund. Changed to CAD 451,098 for BE Trust Fund & CAD 73,902 to BZ Trust Fund per MR email dated 22 April 2014

2/Denmark pledge DKK 150,000 - SBSTTA-12 and WGRI-2 meetings

3/Finland pledge Euros 10,000 - Art 8(J)-9/ SBSTTA-19

4/Norway pledge NOK 200,000 - SBSTTA 19

5/Norway pledge NOK 150,000 - Working group on indigenous peoples issues (WG8j-9)

6/Germany pledge EUR 80,000 - Travel support for participants of SBSTTA 19 and Art. 8j

7/Mexico pledge US\$ 169,500 - The participation of parties in the process of the CBD

Annex IV

GENERAL TRUST FUND FOR VOLUNTARY CONTRIBUTIONS TO FACILITATE THE PARTICIPATION OF INDIGENOUS AND LOCAL COMMUNITIES IN THE WORK OF THE CONVENTION ON BIOLOGICAL DIVERSITY (VB)

(as at 31 December 2015, in United States dollars)

COUNTRIES	Unpaid Pledges as at 31.12.14		Adjustments (Exchange difference)		Pledges for 2015	Collections in 2015 for prior years	Collections in 2015 for 2015 & future yrs	Unpaid pledges for 2015 & prior years
Australia	-		-	4/	15,586	-	15,586	-
Germany	-		-	3/	57,351	-	57,351	-
Finland	-		-	2/	10,886	-	10,886	-
Mexico	-		-	6/	67,800	-	67,800	-
New Zealand	-		-	1/	9,660	-	9,660	-
Norway	-		-	5/	30,053	-	30,053	-
Total	-		-		191,336	-	191,336	-

1/ New Zealand pledge NZD 15,000 to facilitate participation of IPLCs to 9th meeting of Art 8(j)

2/Finland pledge EUR 10,000 - Participation of ODA countries in 9th meeting of Art 8(j) and SBSTTA 19

3/ Germany pledge EUR 51,100 - Participation of IPLCs in SBSTTA 19 and 9th meeting of ART 8(j)

4/Australia pledge AUD 20,000 - Art 8(j)-9 participation costs of ILCs

5/ Norway pledge NOK 250,000 - Refill to the indigenous peoples trust fund 2015

6/ Mexico pledge US\$ 67,800 - Participation of indigenous and local communities in the work of the convention

Annex V

GENERAL TRUST FUND FOR THE CORE BUDGET OF THE CARTAGENA PROTOCOL ON BIOSAFETY (BG)

(as at 31 December 2015, United States dollars)

Countries	Unpaid Pledges as at 31/12/14	Pledges for 2015	Collections in 2014 for 2015	Collections in 2014 for future years	Collections in 2015 for Prior Years	Collections in 2015 for 2015	Collections during 2015 for Future Years	Unpaid Pledges for Prior Years	Unpaid Pledges for 2015	Unpaid Pledges for 2015 & Prior Years
Afghanistan	-	187	-	-	-	187	-	-	-	-
Albania	362	374	-	-	362	374	391	-	-	-
Algeria	-	5,127	-	-	-	5,127	-	-	-	-
Angola	257	263	-	-	-	-	-	257	263	520
Antigua and Barbuda	-	75	-	-	-	-	-	-	75	75
Armenia	-	262	-	-	-	262	-	-	-	-
Austria	-	29,864	-	-	-	29,864	-	-	-	-
Azerbaijan	-	1,497	-	-	-	1,497	-	-	-	-
Bahamas	9	636	-	-	9	636	666	-	-	-
Bahrain	1,413	1,460	-	-	1,413	-	-	-	1,460	1,460
Bangladesh	-	263	-	-	-	263	275	-	-	-
Barbados	576	299	-	-	576	299	-	-	-	-
Belarus	-	2,096	-	-	-	2,096	-	-	-	-
Belgium	-	37,349	-	-	-	37,324	-	-	25	25
Belize	36	37	-	-	-	-	-	36	37	73
Benin	323	112	-	-	-	-	-	323	112	435
Bhutan	-	37	-	-	-	37	39	-	-	-
Bolivia	-	337	-	-	-	337	-	-	-	-
Bosnia Herzegovina	-	636	-	-	-	-	-	-	636	636
Botswana	-	636	-	-	-	636	666	-	-	-
Brazil	90,624	109,801	-	-	-	-	-	90,624	109,801	200,425
Bulgaria	-	1,759	-	-	-	1,759	-	-	-	-
Burkina Faso	175	112	-	-	-	-	-	175	112	287
Burundi	198	37	-	-	-	-	-	198	37	235
Cambodia	406	150	-	-	-	-	-	406	150	556
Cameroon	947	449	-	-	-	-	-	947	449	1,396

Countries	Unpaid Pledges as at 31/12/14	Pledges for 2015	Collections in 2014 for 2015	Collections in 2014 for future years	Collections in 2015 for Prior Years	Collections in 2015 for 2015	Collections during 2015 for Future Years	Unpaid Pledges for Prior Years	Unpaid Pledges for 2015	Unpaid Pledges for 2015 & Prior Years
Cape Verde	87	37	-	-	-	-	-	87	37	124
Central African Republic	194	37	-	-	-	-	-	194	37	231
Chad	-	75	-	-	-	75	78	-	-	-
China	-	192,656	-	-	-	124,781	-	-	67,875	67,875
Colombia	-	9,693	-	-	-	9,693	-	-	-	-
Comoros	169	37	-	-	-	-	-	169	37	206
Congo, P.R.	553	187	-	-	-	-	-	553	187	740
Costa Rica	-	1,422	-	-	-	1,422	-	-	-	-
Cote d'Ivoire	-	230	-	-	-	-	-	-	230	230
Croatia	-	4,715	-	-	-	4,715	-	-	-	-
Cuba	18,301	2,582	-	-	-	-	-	18,301	2,582	20,883
Cyprus	-	1,759	-	-	-	1,759	-	-	-	-
Czech Republic	-	14,445	14,445	10	-	-	15,101	-	-	-
Democratic Republic Of Congo	527	112	-	-	-	-	-	527	112	639
Denmark	386	25,261	-	-	386	25,261	-	-	-	-
Djibouti	136	37	-	-	-	-	-	136	37	173
Dominica	322	37	-	-	-	-	-	322	37	359
Dominican Republic	-	1,684	221	-	-	1,463	5,308	-	-	-
Ecuador	-	1,647	179	-	-	1,468	100	-	-	-
Egypt	3,406	5,015	-	-	3,406	5,015	5,246	-	-	-
El Salvador	1,366	599	-	-	-	-	-	1,366	599	1,965
Eritrea	-	37	-	-	-	37	151	-	-	-
Estonia	-	1,497	-	-	-	1,497	-	-	-	-
Ethiopia	-	263	263	929	-	-	-	-	-	-
European Community	-	65,753	-	-	-	65,753	-	-	-	-
Fiji	320	112	-	-	320	112	82	-	-	-
Finland	-	19,423	-	-	-	19,423	-	-	-	-
France	-	209,310	-	-	-	209,310	-	-	-	-
Gabon	488	748	-	-	-	-	-	488	748	1,236
Gambia	-	37	-	-	-	37	39	-	-	-

Countries	Unpaid Pledges as at 31/12/14	Pledges for 2015	Collections in 2014 for 2015	Collections in 2014 for future years	Collections in 2015 for Prior Years	Collections in 2015 for 2015	Collections during 2015 for Future Years	Unpaid Pledges for Prior Years	Unpaid Pledges for 2015	Unpaid Pledges for 2015 & Prior Years
Georgia	-	262	-	-	-	262	-	-	-	-
Germany	-	267,241	267,241	-	-	-	279,556	-	-	-
Ghana	811	524	-	-	-	-	-	811	524	1,335
Greece	25,035	23,876	-	-	-	-	-	25,035	23,876	48,911
Grenada	322	37	-	-	322	-	-	-	37	37
Guatemala	3,008	1,010	-	-	3,008	-	-	-	1,010	1,010
Guinea	72	37	-	-	-	-	-	72	37	109
Guinea Bissau	149	37	-	-	-	-	-	149	37	186
Guyana	-	37	-	-	-	37	39	-	-	-
Honduras	174	299	-	-	174	299	150	-	-	-
Hungary	-	9,955	-	-	-	9,955	-	-	-	-
India	38,468	24,924	-	-	38,468	24,824	-	-	100	100
Indonesia	-	12,949	-	-	-	12,949	-	-	-	-
Iran	25,027	13,323	-	-	8,250	-	-	16,777	13,323	30,100
Iraq	-	2,545	-	-	-	2,545	-	-	-	-
Ireland	-	15,643	-	-	-	15,643	-	-	-	-
Italy	-	166,460	-	-	-	166,460	-	-	-	-
Jamaica	-	412	-	-	-	-	-	-	412	412
Japan	-	405,409	-	-	-	347,493	-	-	57,916	57,916
Jordan	-	823	-	-	-	823	19	-	-	-
Kazakhstan	25	4,528	-	-	25	4,503	-	-	25	25
Kenya	435	487	-	-	435	487	-	-	-	-
Kiribati	-	37	-	-	-	-	-	-	37	37
Korea, Democratic Republic	182	225	-	-	-	-	-	182	225	407
Korea, Republic of	-	74,623	74,623	-	-	-	75,885	-	-	-
Kyrgyzstan	-	75	-	-	-	-	-	-	75	75
Lao People's Dem. Rep.	-	75	-	-	-	75	78	-	-	-
Latvia	-	1,759	-	-	-	1,759	1,840	-	-	-
Lebanon	1,966	1,572	-	-	1,966	-	-	-	1,572	1,572
Lesotho	36	37	-	-	36	37	39	-	-	-

Countries	Unpaid Pledges as at 31/12/14	Pledges for 2015	Collections in 2014 for 2015	Collections in 2014 for future years	Collections in 2015 for Prior Years	Collections in 2015 for 2015	Collections during 2015 for Future Years	Unpaid Pledges for Prior Years	Unpaid Pledges for 2015	Unpaid Pledges for 2015 & Prior Years
Liberia	92	37	-	-	-	-	-	92	37	129
Libya	28,767	5,314	-	-	-	-	-	28,767	5,314	34,081
Lithuania	-	2,732	-	-	-	2,732	-	-	-	-
Luxembourg	-	3,031	-	-	-	3,031	-	-	-	-
Macedonia	1,253	299	-	-	-	-	-	1,253	299	1,552
Madagascar	-	112	112	474	-	-	-	-	-	-
Malawi	187	75	-	-	-	-	-	187	75	262
Malaysia	-	10,516	10,516	-	-	-	11,001	-	-	-
Maldives	-	37	-	-	-	-	-	-	37	37
Mali	104	150	-	-	-	-	-	104	150	254
Malta	1,826	599	-	-	1,826	-	-	-	599	599
Marshall Islands	322	37	-	-	-	-	-	322	37	359
Mauritania	293	75	-	-	-	-	-	293	75	368
Mauritius	-	487	-	-	-	487	509	-	-	-
Mexico	-	68,934	-	-	-	68,934	72,111	-	-	-
Mongolia	15	112	-	-	15	97	-	-	15	15
Montenegro	-	187	-	-	-	187	196	-	-	-
Morocco	-	2,320	-	-	-	2,298	-	-	22	22
Mozambique	-	112	-	-	-	-	-	-	112	112
Myanmar	465	263	-	-	-	-	-	465	263	728
Namibia	-	374	-	-	-	374	391	-	-	-
Nauru	322	37	-	-	-	-	-	322	37	359
Netherlands	-	61,899	-	-	-	61,899	48,000	-	-	-
New Zealand	-	9,468	-	-	-	9,468	-	-	-	-
Nicaragua	-	112	-	-	-	112	117	-	-	-
Niger	456	75	-	-	-	-	-	456	75	531
Nigeria	2,826	3,368	-	-	-	-	-	2,826	3,368	6,194
Niue	-	37	-	-	-	-	-	-	37	37
Norway	-	31,847	-	-	-	31,847	-	-	-	-

Countries	Unpaid Pledges as at 31/12/14	Pledges for 2015	Collections in 2014 for 2015	Collections in 2014 for future years	Collections in 2015 for Prior Years	Collections in 2015 for 2015	Collections during 2015 for Future Years	Unpaid Pledges for Prior Years	Unpaid Pledges for 2015	Unpaid Pledges for 2015 & Prior Years
Oman	-	3,817	-	-	-	3,817	-	-	-	-
Pakistan	14,088	3,181	-	-	-	-	-	14,088	3,181	17,269
Palau	322	37	-	-	-	-	-	322	37	359
Panama	-	973	-	-	-	973	-	-	-	-
Papua New Guinea	67	150	-	-	-	-	-	67	150	217
Paraguay	671	374	-	-	-	-	-	671	374	1,045
Peru	-	4,379	4,379	1,026	-	-	2,663	-	-	-
Philippines	-	5,763	-	-	-	3,526	-	-	2,237	2,237
Poland	-	34,467	34,467	-	-	-	36,055	-	-	-
Portugal	36,759	17,739	-	-	36,759	17,739	-	-	-	-
Qatar	-	7,822	-	-	-	7,822	-	-	-	-
Republic of Moldova	-	112	-	-	-	112	117	-	-	-
Romania	-	8,458	-	-	-	8,458	8,847	-	-	-
Rwanda	61	75	-	-	-	-	-	61	75	136
Saint Kitts and Nevis	-	37	-	-	-	-	-	-	37	37
Saint Lucia	-	37	-	-	-	37	39	-	-	-
Saint Vincent & Gren.	322	37	-	-	-	-	-	322	37	359
Samoa	-	37	-	-	-	37	39	-	-	-
Saudi Arabia	30,071	32,334	-	-	30,071	-	-	-	32,334	32,334
Senegal	854	225	-	-	-	-	-	854	225	1,079
Serbia	-	1,497	-	-	-	1,497	-	-	-	-
Seychelles	-	37	-	-	-	37	39	-	-	-
Slovakia	-	6,399	-	-	-	6,399	6,694	-	-	-
Slovenia	-	3,742	-	-	-	3,742	3,915	-	-	-
Solomon Islands	108	37	-	-	-	-	-	108	37	145
Somalia	142	37	-	-	-	-	-	142	37	179
South Africa	-	13,922	-	-	-	13,922	14,563	-	-	-
Spain	-	111,260	-	-	-	111,260	-	-	-	-
Sri Lanka	2,041	936	-	-	2,041	936	-	-	-	-

Countries	Unpaid Pledges as at 31/12/14	Pledges for 2015	Collections in 2014 for 2015	Collections in 2014 for future years	Collections in 2015 for Prior Years	Collections in 2015 for 2015	Collections during 2015 for Future Years	Unpaid Pledges for Prior Years	Unpaid Pledges for 2015	Unpaid Pledges for 2015 & Prior Years
Sudan	2,009	374	-	-	-	-	-	2,009	374	2,383
Suriname	317	150	-	-	-	-	-	317	150	467
Swaziland	109	112	-	-	109	112	117	-	-	-
Sweden	-	35,927	-	-	-	35,927	-	-	-	-
Switzerland	-	39,182	-	-	-	39,182	-	-	-	-
Syria	3,905	1,347	-	-	-	-	-	3,905	1,347	5,252
Tajikistan	292	112	-	-	-	-	-	292	112	404
Thailand	19,476	8,944	-	-	19,476	-	-	-	8,944	8,944
Togo	72	37	-	-	-	-	-	72	37	109
Tonga	-	37	37	2,650	-	-	-	-	-	-
Trinidad and Tobago	-	1,647	-	-	-	-	-	-	1,647	1,647
Tunisia	6	1,347	-	-	-	1,347	-	6	-	6
Turkey	-	49,698	-	-	-	49,698	-	-	-	-
Turkmenistan	2,052	711	-	-	-	-	-	2,052	711	2,763
Uganda	-	225	225	2,732	-	-	-	-	-	-
Ukraine	3,152	3,705	-	-	3,152	3,705	-	-	-	-
Uruguay	978	1,946	-	-	978	1,946	-	-	-	-
United Arab Emirates	774	22,267	-	-	774	22,267	-	-	-	-
United Kingdom of Great Britain and Northern Ireland	-	193,816	193,816	-	-	-	-	-	-	-
United Republic of Tanzania	926	263	-	-	-	-	-	926	263	1,189
Venezuela	48,010	23,465	-	-	-	-	-	48,010	23,465	71,475
Viet Nam	-	1,572	-	-	-	-	-	-	1,572	1,572
Yemen	1,204	263	-	-	-	-	-	1,204	263	1,467
Zambia	-	225	-	-	-	225	235	-	-	-
Zimbabwe	-	75	-	-	-	75	78	-	-	-
Sub Total	423,005	2,630,537	600,524	7,821	154,357	1,656,934	591,474	268,648	373,079	641,727
Additional Contributions										
Canada		196,035	-	-	-	196,035	-	-	-	-
Grand Total	423,005	2,826,572	600,524	7,821	154,357	1,852,969	591,474	268,648	373,079	641,727

Annex VI

SPECIAL VOLUNTARY TRUST FUND FOR ADDITIONAL VOLUNTARY CONTRIBUTIONS IN SUPPORT OF APPROVED ACTIVITIES OF THE CARTAGENA PROTOCOL ON BIOSAFETY (BH)

(as at 31 December 2015, United States dollars)

Republic of Korea	-	-	140,000	1/	-	140,000	-
Mexico	-	-	503,291	3/	-	503,291	-
Norway	-	-	18,512	2/	-	18,512	-
Total	-	-	661,802		-	661,802	-

1/Korea, Republic of, pledge US\$ 140,000 - Implementation of the Ministry of Trade and Energy (MOTIE) project

2/Norway pledge NOK 150,000 - Expert group Cartagena Protocol - Socioeconomic aspects

3/Mexico pledge US\$ 503,290.50 - 8th meeting of the Conference of the Parties serving as the meeting of the parties to the Cartagena Protocol

Annex VII

TRUST FUND FOR THE CORE PROGRAMME BUDGET FOR THE NAGOYA PROTOCOL (BB)
(as at 31 December 2015, United States dollars)

COUNTRIES	Pledges for 2015	Collections in 2015 for 2015	Collections in 2015 for future years	Unpaid pledges for 2015
Albania	300	300	-	-
Belarus	1,680	1,680	-	-
Benin	29	-	-	29
Bhutan	30	-	-	30
Botswana	510	510	510	-
Burkina Faso	29	-	-	29
Burundi	30	-	-	30
Comoros	30	-	-	30
Cote d'Ivoire	330	330	-	-
Denmark	20,245	20,245	-	-
Egypt	4,019	-	-	4,019
Ethiopia	29	-	-	29
European Union	7,255	7,255	-	-
Fiji	90	-	-	90
Gabon	600	-	-	600
Gambia	30	30	-	-
Guatemala	810	-	-	810
Guinea	-	-	-	-
Guinea-Bissau	30	-	-	30
Guyana	30	30	97	-
Honduras	240	-	-	240
Hungary	7,978	7,978	-	-
India	19,975	-	-	19,975
Indonesia	10,378	10,378	-	-
Jordan	660	660	-	-
Kenya	390	-	-	390
Lao People's Democratic Republic	29	29	-	-

COUNTRIES	Pledges for 2015	Collections in 2015 for 2015	Collections in 2015 for future years	Unpaid pledges for 2015
Madagascar	29	-	-	29
Malawi	29	-	-	29
Mauritius	390	390	-	-
Mexico	55,248	55,248	-	-
Micronesia	30	-	-	30
Mongolia	90	90	-	-
Mozambique	29	-	-	29
Myanmar	29	-	-	29
Namibia	300	300	300	-
Niger	29	-	-	29
Norway	25,524	25,524	-	-
Panama	780	-	-	780
Peru	3,509	-	-	3,509
Rwanda	29	-	-	29
Samoa	30	-	-	30
Seychelles	30	30	-	-
South Africa	11,157	-	-	11,157
Spain	63,840	63,840	-	-
Sudan	29	-	-	29
Switzerland	31,403	31,403	-	-
Syrian Arab Republic	1,080	-	-	1,080
Tajikistan	90	-	-	90
Uganda	29	-	-	29
United Arab Emirates	17,846	17,846	-	-

COUNTRIES	Pledges for 2015	Collections in 2015 for 2015	Collections in 2015 for future years	Unpaid pledges for 2015
Uruguay	1,560	-	-	1,560
Vanuatu	30	-	-	30
Viet Nam	1,260	-	-	1,260
Sub -Total	290,185	244,096	907	46,089
Additional Parties				
Cambodia	20	-	-	20
Congo Brazzaville	58	-	-	58
Congo Democratic Republic	19	-	-	19
Croatia	312	-	-	312
Cuba	89	-	-	89
Dominican Republic	1,194	-	-	1,194
Kazakhstan	1,010	-	-	1,010
Kyrgyzstan	18	-	-	18
Lesotho	27	-	-	27
Liberia	4	-	-	4
Marshall Islands	29	-	-	29
Mauritania	7	-	-	7
Sub -Total	2,787	-	-	2,787
Grand Total	292,972	244,096	907	48,876

Annex VIII

SPECIAL VOLUNTARY TRUST FUND FOR ADDITIONAL VOLUNTARY CONTRIBUTIONS IN SUPPORT OF APPROVED ACTIVITIES (BX)

(as at 31 December 2015, United States dollars)

COUNTRIES	Unpaid Pledges as at 31.12.14	Adjustments	Pledges for 2015		Collections in 2014 for 2015	Collections in 2015 for 2015	Unpaid pledges for 2015 & prior years
Belgium			10,941	3/		-	10,941
EU			399,988	5/	-	379,987	20,001
Mexico			503,291	4/		503,291	-
Norway			18,512	2/		18,512	-
Switzerland			70,600	1/		70,600	-
Norway*			111,883	6/	111,883	-	-
Total	-	-	1,115,214		111,883	972,389	30,942

1/Switzerland pledge USD 70,600 for half of salary costs for P2 ABS - CH

2/Norway pledge NOK 150,000 - Workshop under the Nagoya Protocol

3/Belgium pledge EUR 10,000 - Expert meeting on article 10 of the Nagoya Protocol on ABS - February 2016

4/Mexico pledge US\$ 503,290.50 - 2nd meeting of the Conference of the Parties serving as the meeting of the parties to the Nagoya Protocol

5/EU pledge EUR 340,100 - for ABS CH P3 Programme Officer, 1/2 P2 ABS CH, 1/2 P-2 ABS PO monitoring + upgrade

6/Norway pledge in 2014 NOK 870,000 - for 1/2 P-2 ABS Monitoring and Expert Mtg and Study on Art. 10

*Norway Pledge received in 2014 for 2015 activities

Annex IX

GENERAL TRUST FUND FOR THE CONVENTION ON BIOLOGICAL DIVERSITY (BY)

(as at 30 September 2016, United States dollars)

Countries	Unpaid Pledges as at 31.12.2015	Pledges for 2016	Advanced Payments as at 31.12.2015	Collections in 2016 for 2015 & Prior Years	Collections in 2016 for 2016	Collections During 2016 for Future Years	Unpaid Pledges for 2015 & Prior Years	Unpaid Pledges for 2016	Unpaid Pledges for 2016 & Prior Years	Advanced Payments for Future Years as at 30 September 2016
Afghanistan	-	794	10	-	-	-	-	784	784	-
Albania	-	1,587	1,587	-	-	-	-	-	-	-
Algeria	-	21,744	35	-	-	-	-	21,709	21,709	-
Andorra	809	1,269	-	-	-	-	809	1,269	2,078	-
Angola	-	1,269	1,269	-	-	-	-	-	-	-
Antigua & Barbuda	907	317	-	-	-	-	907	317	1,224	-
Argentina	66,186	68,565	-	66,186	-	-	-	68,565	68,565	-
Armenia	-	1,111	-	-	1,111	-	-	-	-	-
Australia	-	329,176	329,176	-	-	330,000	-	-	-	330,000
Austria	-	126,655	-	-	126,655	-	-	-	-	-
Azerbaijan	-	6,349	6,349	-	-	-	-	-	-	-
Bahamas	-	2,698	2,698	-	-	-	-	-	-	-
Bahrain	-	6,190	-	-	-	-	-	6,190	6,190	-
Bangladesh	1,225	1,269	-	1,225	-	-	-	1,269	1,269	-
Barbados	-	1,270	-	-	1,270	1,226	-	-	-	1,226
Belarus	-	8,888	-	-	-	-	-	8,888	8,888	-
Belgium	-	158,398	-	-	158,398	-	-	-	-	-
Belize	397	159	-	-	-	-	397	159	556	-
Benin	1,813	476	-	-	-	-	1,813	476	2,289	-
Bhutan	-	159	159	-	-	-	-	-	-	-
Bolivia	4,451	1,428	-	-	-	-	4,451	1,428	5,879	-
Bosnia & Herzegovina	-	2,698	-	-	2,698	-	-	-	-	-
Botswana	-	2,698	2,698	-	-	-	-	-	-	-
Brazil	449,712	465,671	-	-	364,994	-	449,712	100,677	550,389	-
Brunei Darussalam	3,983	4,127	-	-	-	-	3,983	4,127	8,110	-
Bulgaria	-	7,460	7,460	-	-	-	-	-	-	-
Burkina Faso	1,771	476	-	-	-	-	1,771	476	2,247	-
Burundi	741	159	-	-	-	-	741	159	900	-

Countries	Unpaid Pledges as at 31.12.2015	Pledges for 2016	Advanced Payments as at 31.12.2015	Collections in 2016 for 2015 & Prior Years	Collections in 2016 for 2016	Collections During 2016 for Future Years	Unpaid Pledges for 2015 & Prior Years	Unpaid Pledges for 2016	Unpaid Pledges for 2016 & Prior Years	Advanced Payments for Future Years as at 30 September 2016
Cambodia	1,883	635	-	-	-	-	1,883	635	2,518	-
Cameroon	3,531	1,905	-	-	-	-	3,531	1,905	5,436	-
Canada	-	473,607	437,607	-	36,000	-	-	-	-	-
Cape Verde	307	159	-	-	-	-	307	159	466	-
Central African Rep.	1,232	159	-	-	-	-	1,232	159	1,391	-
Chad	1,479	317	-	-	-	-	1,479	317	1,796	-
Chile	-	53,011	-	-	53,011	-	-	-	-	-
China	258,995	817,067	-	258,995	817,067	-	-	-	-	-
Colombia	0	41,107	-	-	-	-	0	41,107	41,107	-
Comoros	4,125	159	-	-	-	-	4,125	159	4,284	-
Congo	3,029	794	-	-	-	-	3,029	794	3,823	-
Congo Dem.Rep	9,169	476	-	-	-	-	9,169	476	9,645	-
Cook Islands	-	159	159	-	-	-	-	-	-	-
Costa Rica	-	6,031	2,671	-	3,360	5,144	-	-	-	5,144
Cote d'Ivoire	-	1,746	1,746	-	-	-	-	-	-	-
Croatia	-	19,998	-	-	19,998	-	-	-	-	-
Cuba	100,753	10,951	-	-	-	-	100,753	10,951	111,704	-
Cyprus	-	7,460	-	-	7,460	-	-	-	-	-
Czech Republic	-	61,264	61,264	-	-	-	-	-	-	-
Denmark	-	107,133	-	-	-	-	-	107,133	107,133	-
Djibouti	434	159	-	-	-	-	434	159	593	-
Dominica	153	159	-	-	-	-	153	159	312	-
Dominica Rep.	30,025	7,142	-	10,618	-	-	19,407	7,142	26,549	-
Ecuador	-	6,983	100	-	-	-	-	6,883	6,883	-
EEC	-	317,349	-	-	317,349	-	-	-	-	-
Egypt	-	21,268	21,268	-	-	-	-	-	-	-
El Salvador	13,600	2,539	-	-	-	-	13,600	2,539	16,139	-
Equatorial Guinea	7,080	1,269	-	-	-	-	7,080	1,269	8,349	-
Eritrea	-	159	159	-	-	-	-	-	-	-
Estonia	-	6,349	-	-	6,349	-	-	-	-	-
Ethiopia	1,225	1,269	-	-	-	-	1,225	1,269	2,494	-

Countries	Unpaid Pledges as at 31.12.2015	Pledges for 2016	Advanced Payments as at 31.12.2015	Collections in 2016 for 2015 & Prior Years	Collections in 2016 for 2016	Collections During 2016 for Future Years	Unpaid Pledges for 2015 & Prior Years	Unpaid Pledges for 2016	Unpaid Pledges for 2016 & Prior Years	Advanced Payments for Future Years as at 30 September 2016
Fiji	114	476	-	-	-	-	114	476	590	-
Finland	-	82,373	-	-	82,373	-	-	-	-	-
France	-	887,695	-	-	887,695	-	-	-	-	-
Gabon	-	3,174	7,949	-	-	-	-	-	-	4,775
Gambia	153	159	-	-	-	-	153	159	312	-
Georgia	-	1,111	-	-	1,111	-	-	-	-	-
Germany	-	1,133,387	-	-	1,133,387	-	-	-	-	-
Ghana	-	2,222	2,222	-	-	-	-	-	-	-
Greece	204,028	101,260	-	-	-	-	204,028	101,260	305,288	-
Grenada	153	159	-	-	-	-	153	159	312	-
Guatemala	4,137	4,285	-	-	-	-	4,137	4,285	8,422	-
Guinea	306	317	-	-	-	-	306	317	623	-
Guinea-Bissau	3,646	159	-	-	-	-	3,646	159	3,805	-
Guyana	152	159	-	152	159	-	-	-	-	-
Haiti	-	476	476	-	-	20	-	-	-	20
Honduras	2,301	1,270	-	2,301	123	-	0	1,147	1,147	-
Hungary	-	42,218	-	-	42,218	-	-	-	-	-
Iceland	-	4,285	4,225	-	-	-	-	60	60	-
India	-	105,704	-	-	-	-	-	105,704	105,704	-
Indonesia	-	54,916	-	-	-	-	-	54,916	54,916	-
Iran	179,774	56,503	-	-	-	-	179,774	56,503	236,277	-
Iraq	10,418	10,793	-	10,418	10,793	-	-	-	-	-
Ireland*	-	66,343	66,343	-	-	-	-	-	-	-
Israel	60,671	62,851	-	60,671	62,851	-	-	-	-	-
Italy	-	705,966	-	-	705,966	-	-	-	-	-
Jamaica	-	1,746	1,771	-	-	-	-	-	-	25
Japan	-	1,719,364	-	-	1,719,364	-	-	-	-	-
Jordan	-	3,492	-	-	3,492	-	-	-	-	-
Kazakhstan	-	19,205	19,205	-	-	-	-	-	-	-
Kenya	5,599	2,063	-	-	-	-	5,599	2,063	7,662	-
Kiribati	153	159	-	153	159	-	-	-	-	-

Countries	Unpaid Pledges as at 31.12.2015	Pledges for 2016	Advanced Payments as at 31.12.2015	Collections in 2016 for 2015 & Prior Years	Collections in 2016 for 2016	Collections During 2016 for Future Years	Unpaid Pledges for 2015 & Prior Years	Unpaid Pledges for 2016	Unpaid Pledges for 2016 & Prior Years	Advanced Payments for Future Years as at 30 September 2016
Korea, Dem. People's Rep.	2,217	952	-	-	-	-	2,217	952	3,169	-
Korea, Rep. of	-	316,478	122,478	-	194,000	-	-	-	-	-
Kuwait	-	43,329	-	-	43,329	-	-	-	-	-
Kyrgyzstan	306	317	-	306	317	-	-	-	-	-
Lao PDR	-	317	332	-	-	-	-	-	-	15
Latvia	-	7,460	7,460	-	-	-	-	-	-	-
Lebanon	25,450	6,666	-	-	-	-	25,450	6,666	32,116	-
Lesotho	-	159	159	-	-	-	-	-	-	-
Liberia	1,011	159	-	-	-	-	1,011	159	1,170	-
Libya	109,311	22,538	-	-	-	-	109,311	22,538	131,849	-
Liechtenstein	-	1,428	-	-	-	-	-	1,428	1,428	-
Lithuania	-	11,586	-	-	11,586	-	-	-	-	-
Luxembourg	-	12,856	13,843	-	-	-	-	-	-	987
Macedonia	6,038	1,270	-	-	-	-	6,038	1,270	7,308	-
Madagascar	1,220	476	-	1,220	476	33	-	-	-	33
Malawi	1,164	317	-	-	-	-	1,164	317	1,481	-
Malaysia	-	44,599	44,599	-	-	-	-	-	-	-
Maldives	-	159	159	-	-	-	-	-	-	-
Mali	2,015	635	-	-	-	-	2,015	635	2,650	-
Malta	2,451	2,539	-	2,451	2,539	-	-	-	-	-
Marshall Islands	1,124	159	-	-	-	-	1,124	159	1,283	-
Mauritania	3,109	317	-	-	-	-	3,109	317	3,426	-
Mauritius	-	2,063	2,063	-	-	-	-	-	-	-
Mexico	-	292,354	-	-	-	-	-	292,354	292,354	-
Micronesia, Fed. States	1,226	159	-	-	-	-	1,226	159	1,385	-
Moldova, Rep. of	-	476	476	-	-	936	-	-	-	936
Monaco	-	1,905	-	-	1,905	-	-	-	-	-
Mongolia	-	476	476	-	-	476	-	-	-	476
Montenegro	42	794	-	42	794	-	-	-	-	-
Morocco	99	9,840	-	-	-	-	99	9,840	9,939	-
Mozambique	-	476	441	-	35	-	-	-	-	-

Countries	Unpaid Pledges as at 31.12.2015	Pledges for 2016	Advanced Payments as at 31.12.2015	Collections in 2016 for 2015 & Prior Years	Collections in 2016 for 2016	Collections During 2016 for Future Years	Unpaid Pledges for 2015 & Prior Years	Unpaid Pledges for 2016	Unpaid Pledges for 2016 & Prior Years	Advanced Payments for Future Years as at 30 September 2016
Myanmar	3,072	1,269	-	-	-	-	3,072	1,269	4,341	-
Namibia	-	1,587	1,587	-	-	-	-	-	-	-
Nauru	766	159	-	694	-	-	72	159	231	-
Nepal	952	952	-	-	-	-	952	952	1,904	-
Netherlands	-	262,515	-	-	262,515	-	-	-	-	-
New Zealand	-	40,155	-	-	-	-	-	40,155	40,155	-
Nicaragua	-	476	476	-	-	-	-	-	-	-
Niger	4,719	317	-	-	-	-	4,719	317	5,036	-
Nigeria	13,789	14,284	-	-	-	-	13,789	14,284	28,073	-
Niue	153	159	-	153	159	-	-	-	-	-
Norway	0	135,067	-	-	135,067	-	0	-	0	-
Oman	-	16,189	-	-	-	-	-	16,189	16,189	-
Pakistan	31,526	13,491	-	4,459	-	-	27,067	13,491	40,558	-
Palau	1,019	159	-	-	-	-	1,019	159	1,178	-
Panama	-	4,127	-	-	-	-	-	4,127	4,127	-
Papua New Guinea	-	635	906	-	-	-	-	-	-	271
Paraguay	1,608	1,587	-	1,608	136	-	-	1,451	1,451	-
Peru	-	18,570	17,967	-	603	11,749	-	-	-	11,749
Philippines	8,642	24,442	-	8,642	24,442	1,109	-	-	-	1,109
Poland	-	146,177	146,177	-	-	-	-	-	-	-
Portugal	78,595	75,231	-	75,231	-	-	3,364	75,231	78,595	-
Qatar	-	33,172	-	-	33,172	-	-	-	-	-
Romania	-	35,870	-	-	-	-	-	35,870	35,870	-
Russian Federation	-	386,948	-	-	-	-	-	386,948	386,948	-
Rwanda	331	317	-	-	-	-	331	317	648	-
Saint Vincent & Grenadines	3,296	159	-	-	-	-	3,296	159	3,455	-
Samoa	-	159	-	-	-	-	-	159	159	-
San Marino	-	476	-	-	476	-	-	-	-	-
Sao Tome Principe	1,798	159	-	-	-	-	1,798	159	1,957	-
Saudi Arabia	-	137,130	-	-	-	-	-	137,130	137,130	-

Countries	Unpaid Pledges as at 31.12.2015	Pledges for 2016	Advanced Payments as at 31.12.2015	Collections in 2016 for 2015 & Prior Years	Collections in 2016 for 2016	Collections During 2016 for Future Years	Unpaid Pledges for 2015 & Prior Years	Unpaid Pledges for 2016	Unpaid Pledges for 2016 & Prior Years	Advanced Payments for Future Years as at 30 September 2016
Senegal	-	952	899	-	-	-	-	53	53	-
Serbia	-	6,349	-	-	6,349	-	-	-	-	-
Seychelles	0	159	159	-	-	-	0	-	0	-
Sierra Leone	153	159	-	-	-	-	153	159	312	-
Singapore	-	60,947	60,947	-	-	-	-	-	-	-
Slovak	-	27,140	27,140	-	-	-	-	-	-	-
Slovenia	-	15,872	-	-	15,872	-	-	-	-	-
Solomon Islands	153	159	-	-	-	-	153	159	312	-
Somalia	890	159	-	-	-	-	890	159	1,049	-
South Africa	-	59,042	59,042	-	-	-	-	-	-	-
South Sudan	613	635	-	-	-	-	613	635	1,248	-
Spain	-	471,861	-	-	471,861	-	-	-	-	-
Sri Lanka	-	3,968	-	-	-	-	-	3,968	3,968	-
St. Lucia	-	159	140	-	-	-	-	19	19	-
St.Kitts &Nevis	193	159	-	-	-	-	193	159	352	-
Sudan	8,966	1,269	-	-	-	-	8,966	1,269	10,235	-
Suriname	1,157	635	-	-	-	-	1,157	635	1,792	-
Swaziland	-	476	476	-	-	-	-	-	-	-
Sweden	-	152,367	-	-	152,367	-	-	-	-	-
Switzerland	-	166,175	-	-	166,175	-	-	-	-	-
Syria	17,866	5,714	-	-	-	-	17,866	5,714	23,580	-
Tajikistan	1,466	476	-	-	-	-	1,466	476	1,942	-
Thailand	6,887	37,933	-	6,887	37,933	-	-	-	-	-
Timor - Leste	306	317	-	306	317	-	-	-	-	-
Togo	178	159	-	-	-	-	178	159	337	-
Tonga	307	159	-	-	-	-	307	159	466	-
Trinidad & Tobago	6,741	6,983	-	-	-	-	6,741	6,983	13,724	-
Tunisia	-	5,714	-	-	-	-	-	5,714	5,714	-
Turkey	203,462	210,774	-	203,462	210,774	-	-	-	-	-
Turkmenistan	10,725	3,016	-	-	-	-	10,725	3,016	13,741	-
Tuvalu	454	159	-	-	-	-	454	159	613	-

Countries	Unpaid Pledges as at 31.12.2015	Pledges for 2016	Advanced Payments as at 31.12.2015	Collections in 2016 for 2015 & Prior Years	Collections in 2016 for 2016	Collections During 2016 for Future Years	Unpaid Pledges for 2015 & Prior Years	Unpaid Pledges for 2016	Unpaid Pledges for 2016 & Prior Years	Advanced Payments for Future Years as at 30 September 2016
U. K.	-	821,987	-	-	821,987	-	-	-	-	-
Uganda	944	952	-	-	-	-	944	952	1,896	-
Ukraine	-	15,713	-	-	-	-	-	15,713	15,713	-
Un.Rep. of Tanzania	-	1,269	9,289	-	-	-	-	-	-	8,020
United Arab Emirates	-	94,436	-	-	94,436	-	-	-	-	-
Uruguay	-	8,253	3,919	-	-	-	-	4,334	4,334	-
Uzbekistan	12,975	2,381	-	-	2,381	-	12,975	-	12,975	-
Vanuatu	1,011	159	-	-	-	-	1,011	159	1,170	-
Venezuela	237,727	99,515	-	-	-	-	237,727	99,515	337,242	-
Viet Nam	6,435	6,666	-	-	-	-	6,435	6,666	13,101	-
Yemen	9,911	1,269	-	-	-	-	9,911	1,269	11,180	-
Zambia	-	952	952	-	-	-	-	-	-	-
Zimbabwe	1,207	317	-	-	-	-	1,207	317	1,524	-
Sub Total	2,278,396	12,695,245	1,501,169	716,180	9,257,414	350,692	1,562,216	1,950,755	3,512,971	364,786

Additional Contributions										
Canada	-	704,417	-	-	704,417	-	-	-	-	-
Quebec	300,612	298,099	-	300,612	-	-	-	298,099	-	-
Grand Total	2,579,008	13,697,761	1,501,169	1,016,792	9,961,832	350,692	1,562,216	2,248,853	3,512,971	364,786

Annex X

GENERAL TRUST FUND FOR ADDITIONAL VOLUNTARY CONTRIBUTIONS IN SUPPORT OF APPROVED ACTIVITIES UNDER THE CONVENTION ON BIOLOGICAL DIVERSITY (BE)

(as at 30 September 2016, United States dollars)

COUNTRIES	Unpaid Pledges as at 31.12.2015		Pledges for 2016	Collections in 2016 for prior years	Collections in 2016 for 2016 & future years	Adjustment (Exchange difference)	Unpaid pledges for 2016 & prior years
Canada	-	1/	80,474	-	77,870	2,604	-
Canada	-	2/	6,844	-	6,592	252	-
CIFOR	4,000	3/	-	4,000	-	-	-
EU	95,000	14/	-	-	-	-	95,000
France	154,125	4/	-	90,600	-	-	63,525
Germany - GIZ	-	5/	45,055	-	42,979	2,076	-
Germany	-	6/	195,022	-	196,544	-1,522	-
Korea Forest Service	-	7/	425,241	-	425,241	-	-
Korea Maritime Institute	-	8/	271,536	-	271,536	-	-
Korea Republic	-	15/	170,775	-	177,964	-7,189	-
Natural Environment Research Council	-	9/	7,700	-	7,700	-	-
Sweden	-	10/	37,260	-	36,552	708	-
Switzerland	9,960	11/	-	-	-	-	9,960
Switzerland	-	12/	79,365	-	79,984	-619	-
WCMC	2,500	13/	-	2,500	-	-	-
Total	265,585		1,319,272	97,100	1,322,963	(3,690)	168,485

1/Canada pledge CAD101,075.40 is final of Canada pledge CAD 525,000 allocated CAD 175,000 annually fiscal periods 2013-2014, 2014-2015 and 2015-2016 (CAD 451,075.40 to BE Trust Fund & CAD 73,924.60 to

2/Canada pledge CAD 8,596 towards catering costs at the reception of SBI-1 in Montreal, Canada from 2 - 6 May 2016 and in celebration of the 20 years anniversary of the CBD in Montreal.

3/Centerfor Internal Forest Research (CIFOR) pledge US\$ 4,000 for Rio Convention Pavilion at UNFCCC COP-21

4/France pledge EUR 200,000 - Memorandum of Understanding (2014-2017) on Sustainable Oceans Initiative. 2014 - EUR 60,000; 2015 EUR 40,000; 2016 EUR 40,000; 2017 EUR 60,000

5/Germany - GIZ pledge EUR 39,738.60 for Capacity Building workshop for Central and Eastern Europe on achieving Achi Biodiversity targets 11 and 12

6/Germany pledge EUR 176,300 for support for the implementation of the Strategic Plan for Biodiversity and COP 12 Outcomes

7/Korea Forest Service pledge USD 425,240.85 for implementing the Forest Ecosystem Restoration Initiative (FERI)

8/Korea Maritime Institute pledge KRW 290,000,000 for SOI - Yeosu Project 2016

9/Natural Environment Research Council pledge USD 7,700 for publication of Technical Series on Geoengineering

10/Sweden pledge SEK 310,000 for participation for SIDS and LDC parties to attend the UNFCCC NAP Expo in the technical w/s on ecosystem-based approaches to climate change adaptation and disaster risk reduction w/s in South Africa, Sept 2015

11/ Switzerland pledge CHF 10,000 for COP & SBSTTA Bureaux meeting

12/Switzerland pledge CHF 80,000 for organization of a "Friends of the CBD" w/s on mechanisms to support review of implementation under SBI. (March 2016 Switzerland)

13/WCMC pledge US\$2,500 for Rio Convention Pavilion at UNFCCC COP-21

14/EU pledge US\$1,900,000 - GPGC 2015-2016

15/Korea Republic pledge KRW 200,000,000 for contribution towards Technical and Scientific Cooperation

Annex XI

**GENERAL TRUST FUND FOR ADDITIONAL VOLUNTARY CONTRIBUTIONS TO FACILITATE
 THE PARTICIPATION OF PARTIES IN THE PROCESS OF THE
 CONVENTION ON BIOLOGICAL DIVERSITY (BZ)**

(as at 30 September 2016, United States dollars)

COUNTRIES	Unpaid Pledges as at 31.12.2015		Pledges for 2016	Collections in 2016 for 2016 & future years	Adjustment (Exchange difference)	Unpaid pledges for 2016 & prior years
Canada	-	1/	58,857	56,953	1,904	-
Finland	-	6/	49,779	49,275	503	-
Germany	-	2/	203,851	199,115	4,735	-
New Zealand	-	3/	9,987	10,175	(188)	-
New Zealand	-	7/	10,638	10,875	(237)	-
Sweden	-	4/	117,233	116,496	737	-
Switzerland	-	5/	50,150	52,027	(1,877)	-
Total	-	-	500,495	494,916	5,579	-

2014, 2014-2015 and 2015-2016 (CAD 451,075.40 to BE Trust Fund & CAD 73,924.60 to BZ Trust Fund per MR email dated 22 April 2014)

2/Germany pledge EUR 180,000 to facilitate participation of developing country parties in the work of the CBD especially SBSTTA-20, SBI-1, and COP 13

3/New Zealand pledge NZD 15,000 for participation of delegates from developing countries and economies in transition for SBSTTA 20 and SBI 9 in Montreal 25 April - 06 May 2016

4/Sweden pledge SEK 1,000,000 for participation of developing parties in the convention process in CBD COP13, SBSTTA-20 and SBI-1

5/Switzerland pledge CHF 50,000 for participation of delegates for COP13, COP-MOP8 of Cartagena Protocol and COP-MOP2 of Nagoya Protocol as well as SBSTTA 20 and SBI-1 in Montreal April - May 2016

6/Finland pledge EUR 45,000 for 2016 travel for participation of representatives from ODA countries for COP-13, COP-MOP-8, COP-MOP-2.

7/New Zealand pledge NZD 15,000 for participation of LDCs in COP 13 in December 2016, Mexico

Annex XII

**GENERAL TRUST FUND FOR VOLUNTARY CONTRIBUTIONS TO FACILITATE THE PARTICIPATION
 OF INDIGENOUS AND LOCAL COMMUNITIES IN THE WORK OF THE
 CONVENTION ON BIOLOGICAL DIVERSITY (VB)**

(as at 30 September 2016, United States dollars)

COUNTRIES	Unpaid Pledges as at 31.12.2015		Pledges for 2016	Collections in 2016 for 2016 & future years	Adjustments (Exchange difference)	Unpaid pledges for 2016 & prior years
Australia	-	1/	14,399	15,592	(1,193)	-
Germany	-	2/	57,871	56,527	1,344	-
New Zealand	-	3/	9,987	10,175	(188)	-
New Zealand	-	4/	10,638	10,875	(237)	-
Australia	-	5/	7,675	7,614	61	-
Total	-	-	100,569	100,782	(213)	-

1/Australia pledge AUD 20,000 to support participation of ILC from Australia in key CBD meetings

2/Germany pledge EUR 51,100 to support participation for indigenous and local communities in SBSTTA 20, SBI-1 and COP13

3/New Zealand pledge NZD 15,000 to facilitate ILCs participation in CBD meetings

4/New Zealand pledge NZD 15,000 to facilitate ILCs participation in CBD meetings

5/Australia pledge AUD 10,000 to facilitate the participation of ILCs from Australia in COP 13, COP MOP 8 and COP MOP NP 2

Annex XIII

GENERAL TRUST FUND FOR THE CORE BUDGET OF THE CARTAGENA PROTOCOL ON BIOSAFETY (BG)

(as at 30 September 2016)

Countries	Unpaid Pledges as at 31.12.2015	Pledges for 2016	Advanced Payments as at 31.12.2015	Collections in 2016 for 2015 & Prior Years	Collections in 2016 for 2016	Collections During 2016 for Future Years	Unpaid Pledges For 2015 & Prior Years	Unpaid Pledges for 2016	Unpaid Pledges for 2016 & Prior Years	Advanced Payments for Future Years as at 30 September 2016
Afghanistan	-	196	-	-	-	-	-	196	196	-
Albania	-	391	391	-	-	-	-	-	-	-
Algeria	-	5,363	-	-	5,363	5,097	-	-	-	5,097
Angola	520	275	-	-	-	-	520	275	795	-
Antigua and Barbuda	75	78	-	-	-	-	75	78	153	-
Armenia	-	274	-	-	274	-	-	-	-	-
Austria	-	31,240	-	-	31,240	-	-	-	-	-
Azerbaijan	-	1,566	-	-	1,566	-	-	-	-	-
Bahamas	-	666	666	-	-	-	-	-	-	-
Bahrain	1,460	1,527	-	-	-	-	1,460	1,527	2,987	-
Bangladesh	-	275	275	-	-	-	-	-	-	-
Barbados	-	313	-	-	313	-	-	-	-	-
Belarus	-	2,192	-	-	-	-	-	2,192	2,192	-
Belgium	-	39,070	-	-	39,070	-	-	-	-	-
Belize	73	39	-	-	-	-	73	39	112	-
Benin	435	117	-	-	-	-	435	117	552	-
Bhutan	-	39	39	-	-	-	-	-	-	-
Bolivia	-	352	-	-	-	-	-	352	352	-
Bosnia Herzegovina	636	666	-	636	666	-	-	-	-	-
Botswana	-	666	666	-	-	-	-	-	-	-
Brazil	200,425	114,860	-	-	-	-	200,425	114,860	315,285	-
Bulgaria	-	1,840	-	-	1,840	-	-	-	-	-
Burkina Faso	287	117	-	-	-	-	287	117	404	-
Burundi	235	39	-	-	-	-	235	39	274	-

Countries	Unpaid Pledges as at 31.12.2015	Pledges for 2016	Advanced Payments as at 31.12.2015	Collections in 2016 for 2015 & Prior Years	Collections in 2016 for 2016	Collections During 2016 for Future Years	Unpaid Pledges For 2015 & Prior Years	Unpaid Pledges for 2016	Unpaid Pledges for 2016 & Prior Years	Advanced Payments for Future Years as at 30 September 2016
Cambodia	556	157	-	-	-	-	556	157	713	-
Cameroon	848	470	-	-	-	-	848	470	1,318	-
Cape Verde	52	39	-	-	-	-	52	39	91	-
Central African Republic	231	39	-	-	-	-	231	39	270	-
Chad	-	78	78	-	-	-	-	-	-	-
China	67,875	201,534	-	67,875	201,534	-	-	-	-	-
Colombia	-	10,139	-	-	-	-	-	10,139	10,139	-
Comoros	206	39	-	-	-	-	206	39	245	-
Congo, P.R.	740	196	-	-	-	-	740	196	936	-
Costa Rica	36	1,488	-	-	1,488	-	36	-	36	-
Cote d'Ivoire	231	431	-	-	-	-	231	431	662	-
Croatia	-	4,933	-	-	4,933	-	-	-	-	-
Cuba	20,883	2,701	-	-	-	-	20,883	2,701	23,584	-
Cyprus	-	1,840	-	-	1,840	-	-	-	-	-
Czech Republic	-	15,111	15,111	-	-	-	-	-	-	-
Democratic Republic Of Congo	639	117	-	-	-	-	639	117	756	-
Denmark	-	26,425	-	-	26,425	-	-	-	-	-
Djibouti	173	39	-	-	-	-	173	39	212	-
Dominica	359	39	-	-	-	-	359	39	398	-
Dominican Republic	-	1,762	3,515	-	-	-	-	-	-	1,753
Ecuador	-	1,723	100	-	-	-	-	1,623	1,623	-
Egypt	-	5,246	5,246	-	-	-	-	-	-	-
El Salvador	1,965	626	-	-	-	-	1,965	626	2,591	-
Eritrea	-	39	151	-	-	-	-	-	-	112
Estonia	-	1,566	-	-	1,566	-	-	-	-	-
Ethiopia	-	275	929	-	-	-	-	-	-	654
European Community	-	68,783	-	-	68,783	-	-	-	-	-
Fiji	-	117	82	-	-	-	-	35	35	-
Finland	-	20,318	-	-	20,318	-	-	-	-	-

Countries	Unpaid Pledges as at 31.12.2015	Pledges for 2016	Advanced Payments as at 31.12.2015	Collections in 2016 for 2015 & Prior Years	Collections in 2016 for 2016	Collections During 2016 for Future Years	Unpaid Pledges For 2015 & Prior Years	Unpaid Pledges for 2016	Unpaid Pledges for 2016 & Prior Years	Advanced Payments for Future Years as at 30 September 2016
France	-	218,955	-	-	218,955	-	-	-	-	-
Gabon	1,236	783	-	-	-	-	1,236	783	2,019	-
Gambia	-	39	39	-	-	-	-	-	-	-
Georgia	-	274	-	-	274	-	-	-	-	-
Germany	-	279,556	279,556	-	-	-	-	-	-	-
Ghana	1,335	548	-	-	-	-	1,335	548	1,883	-
Greece	48,911	24,976	-	-	-	-	48,911	24,976	73,887	-
Grenada	37	39	-	-	-	-	37	39	76	-
Guatemala	1,010	1,057	-	-	-	-	1,010	1,057	2,067	-
Guinea	109	39	-	-	-	-	109	39	148	-
Guinea Bissau	186	39	-	-	-	-	186	39	225	-
Guyana	-	39	39	-	-	-	-	-	-	-
Honduras	428	313	-	-	-	-	428	313	741	-
Hungary	-	10,413	-	-	10,413	-	-	-	-	-
India	100	26,073	-	-	-	-	100	26,073	26,173	-
Indonesia	-	13,545	-	-	-	-	-	13,545	13,545	-
Iran*	29,965	13,937	-	7,898	-	-	22,067	13,937	36,004	-
Iraq	-	2,662	-	-	-	-	-	2,662	2,662	-
Ireland	-	16,364	-	-	-	-	-	16,364	16,364	-
Italy	-	174,130	-	-	166,710	-	-	7,420	7,420	-
Jamaica	412	431	-	-	-	-	412	431	843	-
Japan	57,916	424,090	-	57,916	363,506	-	-	60,584	60,584	-
Jordan	-	861	19	-	842	-	-	-	-	-
Kazakhstan	-	4,737	4,738	-	-	-	-	-	-	1
Kenya	-	509	-	-	509	-	-	-	-	-
Kiribati	37	39	-	-	-	-	37	39	76	-
Korea, Democratic Republic	407	235	-	-	-	-	407	235	642	-
Korea, Republic of	-	78,061	75,885	-	2,176	-	-	-	-	-
Kyrgyzstan	75	78	-	75	-	-	-	78	78	-
Lao People's Dem. Rep.	-	78	78	-	-	-	-	-	-	-
Latvia	-	1,840	1,840	-	-	-	-	-	-	-

Countries	Unpaid Pledges as at 31.12.2015	Pledges for 2016	Advanced Payments as at 31.12.2015	Collections in 2016 for 2015 & Prior Years	Collections in 2016 for 2016	Collections During 2016 for Future Years	Unpaid Pledges For 2015 & Prior Years	Unpaid Pledges for 2016	Unpaid Pledges for 2016 & Prior Years	Advanced Payments for Future Years as at 30 September 2016
Lebanon	1,572	1,644	-	-	-	-	1,572	1,644	3,216	-
Lesotho	-	39	39	-	-	124	-	-	-	124
Liberia	129	39	-	-	-	-	129	39	168	-
Libya	33,119	5,559	-	-	-	-	33,119	5,559	38,678	-
Lithuania	-	2,858	-	-	2,858	-	-	-	-	-
Luxembourg	-	3,171	-	-	3,171	-	-	-	-	-
Macedonia	1,552	313	-	-	-	-	1,552	313	1,865	-
Madagascar	-	117	474	-	-	-	-	-	-	357
Malawi	262	78	-	-	-	-	262	78	340	-
Malaysia	-	11,001	11,001	-	-	-	-	-	-	-
Maldives	37	39	-	37	2	-	-	37	37	-
Mali	259	157	-	-	-	-	259	157	416	-
Malta	599	626	-	-	-	-	599	626	1,225	-
Marshall Islands	359	39	-	-	-	-	359	39	398	-
Mauritania	368	78	-	-	-	-	368	78	446	-
Mauritius	-	509	509	-	-	-	-	-	-	-
Mexico	-	72,111	72,111	-	-	-	-	-	-	-
Mongolia	15	117	-	15	117	-	-	-	-	-
Montenegro	-	196	196	-	-	-	-	-	-	-
Morocco	22	2,427	-	-	-	-	22	2,427	2,449	-
Mozambique	112	117	-	112	117	-	-	-	-	-
Myanmar	705	275	-	-	-	-	705	275	980	-
Namibia	-	391	391	-	-	-	-	-	-	-
Nauru	359	39	-	-	-	-	359	39	398	-
Netherlands	-	64,751	-	-	64,751	-	-	-	-	-
New Zealand	-	9,904	-	-	9,904	-	-	-	-	-
Nicaragua	-	117	117	-	-	-	-	-	-	-
Niger	531	78	-	-	-	-	531	78	609	-
Nigeria	6,194	3,523	-	-	-	-	6,194	3,523	9,717	-
Niue	37	39	-	37	39	-	-	-	-	-

Countries	Unpaid Pledges as at 31.12.2015	Pledges for 2016	Advanced Payments as at 31.12.2015	Collections in 2016 for 2015 & Prior Years	Collections in 2016 for 2016	Collections During 2016 for Future Years	Unpaid Pledges For 2015 & Prior Years	Unpaid Pledges for 2016	Unpaid Pledges for 2016 & Prior Years	Advanced Payments for Future Years as at 30 September 2016
Norway	-	33,315	-	-	33,315	33,315	-	-	-	33,315
Oman	-	3,993	-	-	-	-	-	3,993	3,993	-
Pakistan	15,793	3,328	-	-	-	-	15,793	3,328	19,121	-
Palau	359	39	-	-	-	-	359	39	398	-
Panama	-	1,018	-	-	-	-	-	1,018	1,018	-
Papua New Guinea	217	157	-	-	-	-	217	157	374	-
Paraguay	1,045	391	-	-	-	-	1,045	391	1,436	-
Peru	-	4,580	3,688	-	892	2,287	-	-	-	2,287
Philippines	2,237	6,029	-	2,237	6,029	265	0	-	0	265
Poland	-	36,055	36,055	-	-	-	-	-	-	-
Portugal	-	18,556	-	-	18,556	-	-	-	-	-
Qatar	-	8,182	-	-	-	-	-	8,182	8,182	-
Republic of Moldova	-	117	117	-	-	-	-	-	-	-
Romania	-	8,847	8,847	-	-	-	-	-	-	-
Rwanda	136	78	-	-	-	-	136	78	214	-
Saint Kitts and Nevis	37	39	-	-	-	-	37	39	76	-
Saint Lucia	-	39	39	-	-	-	-	-	-	-
Saint Vincent & Gren.	359	39	-	-	-	-	359	39	398	-
Samoa	-	39	39	-	-	-	-	-	-	-
Saudi Arabia	32,334	33,824	-	32,334	33,824	-	-	-	-	-
Senegal	1,079	235	-	-	-	-	1,079	235	1,314	-
Serbia	-	1,566	-	-	1,566	-	-	-	-	-
Seychelles	-	39	39	-	-	-	-	-	-	-
Slovakia	-	6,694	6,694	-	-	-	-	-	-	-
Slovenia	-	3,915	3,915	-	-	-	-	-	-	-
Solomon Islands	145	39	-	-	-	-	145	39	184	-
Somalia	179	39	-	-	-	-	179	39	218	-
South Africa	-	14,563	14,563	-	-	-	-	-	-	-
Spain	-	116,387	-	-	116,387	-	-	-	-	-
Sri Lanka	-	979	-	-	-	-	-	979	979	-
Sudan	631	391	-	-	-	-	631	391	1,022	-

Countries	Unpaid Pledges as at 31.12.2015	Pledges for 2016	Advanced Payments as at 31.12.2015	Collections in 2016 for 2015 & Prior Years	Collections in 2016 for 2016	Collections During 2016 for Future Years	Unpaid Pledges For 2015 & Prior Years	Unpaid Pledges for 2016	Unpaid Pledges for 2016 & Prior Years	Advanced Payments for Future Years as at 30 September 2016
Suriname	469	157	-	-	-	-	469	157	626	-
Swaziland	-	117	117	-	-	-	-	-	-	-
Sweden	-	37,582	-	-	37,582	-	-	-	-	-
Switzerland	-	40,988	-	-	40,988	-	-	-	-	-
Syria	5,252	1,409	-	-	-	-	5,252	1,409	6,661	-
Tajikistan	404	117	-	-	-	-	404	117	521	-
Thailand	8,944	9,356	-	8,944	9,356	-	-	-	-	-
Togo	109	39	-	-	-	-	109	39	148	-
Tonga	-	39	2,650	-	-	-	-	-	-	2,611
Trinidad and Tobago	53	1,723	-	-	-	-	53	1,723	1,776	-
Tunisia	6	1,409	-	-	-	-	6	1,409	1,415	-
Turkey	-	51,989	-	-	51,989	-	-	-	-	-
Turkmenistan	2,763	744	-	-	-	-	2,763	744	3,507	-
Uganda	-	235	2,732	-	-	-	-	-	-	2,497
Ukraine	-	3,876	-	-	-	-	-	3,876	3,876	-
Uruguay	-	2,036	-	-	-	-	-	2,036	2,036	-
United Arab Emirates	-	23,293	-	-	23,293	-	-	-	-	-
United Kingdom of Great Britain and Northern Ireland	-	202,748	-	-	202,748	-	-	-	-	-
United Republic of Tanzania	1,189	275	-	-	-	-	1,189	275	1,464	-
Venezuela	71,475	24,546	-	-	-	-	71,475	24,546	96,021	-
Viet Nam	1,572	1,644	-	-	-	-	1,572	1,644	3,216	-
Yemen	1,467	275	-	-	-	-	1,467	275	1,742	-
Zambia	-	235	235	-	-	-	-	-	-	-
Zimbabwe	-	78	78	-	-	-	-	-	-	-
Sub Total	635,586	2,751,945	554,090	178,116	1,828,088	41,088	457,470	377,753	835,223	49,072

Additional Contributions										
Canada	-	198,682	-	-	198,682	-	-	-	-	-
Grand Total	635,586	2,950,627	554,090	178,116	2,026,769	41,088	457,470	377,753	835,223	49,072

Annex XIV

SPECIAL VOLUNTARY TRUST FUND FOR ADDITIONAL VOLUNTARY CONTRIBUTIONS IN SUPPORT OF APPROVED ACTIVITIES OF THE CARTAGENA PROTOCOL ON BIOSAFETY (BH)

(as at 30 September 2016)

COUNTRIES	Unpaid Pledges as at 31.12.2015		Pledges for 2016	Collections in 2016 for prior years	Collections in 2016 for 2016 & future years	Unpaid pledges for 2016 & prior years
Korea Republic	-	1/	140,000	-	140,000	-
Mexico	-	2/	52,000	-	52,000	-
Netherlands	-	3/	92,460	-	92,460	-
Total	-		284,460	-	284,460	-

1/Korea Republic, pledge US\$ 140,000 for Implementation of the Ministry of Trade and Energy (MOTIE) project

2/Mexico pledge US\$ 52,000 for AHTEG on risk assessment and risk management meeting under Cartagena Protocol

3/Netherlands pledges US\$ 48,000 and US\$44,460 for contribution to the voluntary budget, in support of approved activities under the Cartagena Protocol on Biosafety for the biennium 2015-2016

Annex XV

TRUST FUND FOR THE CORE PROGRAMME BUDGET FOR THE NAGOYA PROTOCOL (BB)

(as at 30 September 2016, United States dollars)

COUNTRIES	Unpaid Pledges as at 31.12.2015	Pledges for 2016	Advance Payments as at 31.12.2015	Collections in 2016 for prior years	Collections in 2016 for 2016	Collections in 2016 for futures years	Unpaid pledges for 2015	Unpaid pledges for 2016	Unpaid pledges for 2016 & prior years	Advanced Payments for Future Years as at 30 June 2016
Albania	-	969	-	-	-	-	-	969	969	-
Belarus	-	5,425	-	-	-	-	-	5,425	5,425	-
Belgium	-	7,032	-	-	-	-	-	7,032	7,032	-
Benin	29	99	-	-	-	-	29	99	128	-
Bhutan	30	97	-	30	97	-	-	-	-	-
Botswana	-	1,647	510	-	1,137	-	-	-	-	-
Bulgaria	-	352	-	-	-	-	-	352	352	-
Burkina Faso	29	99	-	-	-	-	29	99	128	-
Burundi	30	97	-	-	-	-	30	97	127	-
Cambodia	20	99	-	-	-	-	20	99	119	-
China	-	60,098	-	-	-	-	-	60,098	60,098	-
Comoros	30	97	-	-	-	-	30	97	127	-
Congo, Brazzaville	58	484	-	-	-	-	58	484	542	-
Congo, Democratic Republic	19	99	-	-	-	-	19	99	118	-
Cote d'Ivoire	-	1,066	-	-	-	-	-	1,066	1,066	-
Croatia	312	12,205	-	312	12,205	-	-	-	-	-
Cuba	89	6,684	-	-	-	-	89	6,684	6,773	-
Czech Republic	-	9,507	-	-	-	-	-	9,507	9,507	-
Denmark	-	65,385	-	-	-	-	-	65,385	65,385	-
Djibouti	-	97	-	-	-	-	-	97	97	-
Dominican Republic	1,194	4,359	-	-	-	-	1,194	4,359	5,553	-
Egypt	4,019	12,980	-	-	-	-	4,019	12,980	16,999	-
Ethiopia	29	99	-	-	-	-	29	99	128	-
European Union	-	24,638	-	-	24,638	-	-	-	-	-
Fiji	90	291	-	-	-	-	90	291	381	-
Finland	-	10,033	-	-	-	-	-	10,033	10,033	-
France	-	14,939	-	-	-	-	-	14,939	14,939	-
Gabon	600	1,937	-	-	-	-	600	1,937	2,537	-

COUNTRIES	Unpaid Pledges as at 31.12.2015	Pledges for 2016	Advance Payments as at 31.12.2015	Collections in 2016 for prior years	Collections in 2016 for 2016	Collections in 2016 for futures years	Unpaid pledges for 2015	Unpaid pledges for 2016	Unpaid pledges for 2016 & prior years	Advanced Payments for Future Years as at 30 June 2016
Gambia	-	97	-	-	-	-	-	97	97	-
Germany	-	97,744	-	-	-	-	-	97,744	97,744	-
Guatemala	810	2,615	-	-	-	-	810	2,615	3,425	-
Guinea	-	97	-	-	-	-	-	97	97	-
Guinea-Bissau	30	97	-	-	-	-	30	97	127	-
Guyana	-	97	97	-	-	-	-	-	-	-
Honduras	240	775	-	-	-	-	240	775	1,015	-
Hungary	-	25,767	-	-	25,767	-	-	-	-	-
India	19,975	64,513	-	-	-	-	19,975	64,513	84,488	-
Indonesia	-	33,516	-	-	-	-	-	33,516	33,516	-
Jordan	-	2,131	-	-	2,131	-	-	-	-	-
Kazakhstan	1,010	11,721	-	-	-	-	1,010	11,721	12,731	-
Kenya	390	1,259	-	-	-	-	390	1,259	1,649	-
Kyrgyzstan	18	194	-	18	194	-	-	-	-	-
Lao People's Democratic Republic	-	99	-	-	-	-	-	99	99	-
Lesotho	27	97	-	-	-	-	27	97	124	-
Liberia	4	97	-	-	-	-	4	97	101	-
Madagascar	29	99	-	-	-	-	29	99	128	-
Malawi	29	99	-	-	-	-	29	99	128	-
Mali	-	9	-	-	-	-	-	9	9	-
Marshall Islands	29	97	-	-	-	-	29	97	126	-
Mauritius	-	1,259	-	-	1,259	-	-	-	-	-
Mauritania	7	99	-	-	-	-	7	99	106	-
Mexico	-	178,429	-	-	55,429	-	-	123,000	123,000	-
Micronesia	30	97	-	-	-	-	30	97	127	-
Moldova	-	17	-	-	-	-	-	17	17	-
Mongolia	-	291	-	-	291	-	-	-	-	-
Mozambique	29	99	-	29	99	-	-	-	-	-

COUNTRIES	Unpaid Pledges as at 31.12.2015	Pledges for 2016	Advance Payments as at 31.12.2015	Collections in 2016 for prior years	Collections in 2016 for 2016	Collections in 2016 for futures years	Unpaid pledges for 2015	Unpaid pledges for 2016	Unpaid pledges for 2016 & prior years	Advanced Payments for Future Years as at 30 June 2016
Myanmar	29	99	-	-	-	-	29	99	128	-
Namibia	-	969	300	-	-	-	-	669	669	-
Netherlands	-	8,717	-	-	-	-	-	8,717	8,717	-
Niger	29	99	-	-	-	-	29	99	128	-
Norway	-	82,434	-	-	-	-	-	82,434	82,434	-
Pakistan	-	6,872	-	-	-	-	-	6,872	6,872	-
Panama	780	2,519	-	-	-	-	780	2,519	3,299	-
Peru	3,509	11,333	-	3,484	-	-	25	11,333	11,358	-
Philippines	49	14,252	-	-	-	-	49	14,252	14,301	-
Rwanda	29	99	-	-	-	-	29	99	128	-
Samoa	30	97	-	30	97	20	-	-	-	20
Senegal	-	58	-	-	-	-	-	58	58	-
Seychelles	-	97	-	-	-	-	-	97	97	-
Slovakia	-	12,002	-	-	-	-	-	12,002	12,002	-
South Africa	11,157	36,035	-	11,157	36,035	-	-	-	-	-
Spain	-	216,813	-	-	-	-	-	216,813	216,813	-
Sudan	29	99	-	-	-	-	29	99	128	-
Sweden	-	2,856	-	-	-	-	-	2,856	2,856	-
Swaziland	-	3	-	-	-	-	-	3	3	-
Switzerland	-	101,420	-	-	101,420	-	-	-	-	-
Syrian Arab Republic	1,080	3,487	-	-	-	-	1,080	3,487	4,567	-
Tajikistan	90	291	-	-	-	-	90	291	381	-
Togo	-	60	-	-	-	-	-	60	60	-
Uganda	29	99	-	-	-	-	29	99	128	-
United Arab Emirates	-	57,636	-	-	-	-	-	57,636	57,636	-
United Kingdom	-	132,694	-	-	-	-	-	132,694	132,694	-
Uruguay	1,560	5,037	-	1,560	-	-	-	5,037	5,037	-
Vanuatu	30	97	-	-	-	-	30	97	127	-
Viet Nam	1,260	4,068	-	-	-	-	1,260	4,068	5,328	-
Zambia	-	37	-	-	-	-	-	37	37	-
Total	48,925	1,362,804	907	16,620	260,799	20	32,305	1,101,098	1,133,403	20

Annex XVI

SPECIAL VOLUNTARY TRUST FUND FOR ADDITIONAL VOLUNTARY CONTRIBUTIONS IN SUPPORT OF APPROVED ACTIVITES (BX)

(as at 30 September 2016, United States dollars)

COUNTRIES	Unpaid Pledges as at 31.12.2015		Pledges for 2016	Collections in 2016 for prior years	Collections in 2016 for 2016 & futures years	Adjustment (Exchange difference)	Unpaid pledges for 2016 & prior years
Belgium	10,941	1/	-	10,929	-	12	-
Belgium	-	2/	11,338	-	11,148	190	-
EU	20,001	3/	-	-	-	-	20,001
Total	30,942		11,338	10,929	11,148	202	20,001

1/Belgium pledge EUR 10,000 for Expert meeting on article 10 of the Nagoya Protocol on ABS - February 2016

2/Belgium pledge EUR 10,000 to support the organization of the Informal Advisory Committee Meeting on the Clearing House of the Nagoya Protocol on ABS, 20-22 June 2016

3/EU pledge EUR 340,100 - for ABS CH P3 Programme Officer, 1/2 P2 ABS CH, 1/2 P-2 ABS PO monitoring + upgrade. 95% of the pledge has been paid by EU.

Annex XVII

SCALE OF ASSESSMENTS (2015-2016) FOR THE CONVENTION ON BIODIVERSITY

Member Country	UN scale of assessments 2015 (per cent)	Scale with 22% ceiling, no LDC paying more than 0.01 % (per cent)	Contributions per 1 Jan. 2015 US\$	UN scale of assessments 2015 (per cent)	Scale with 22% ceiling, no LDC paying more than 0.01 % (per cent)	Contributions as per 1 Jan. 2016 US\$	Total contributions 2015-2016 US\$
Afghanistan	0.005	0.006	766	0.005	0.006	793	1,559
Albania	0.010	0.013	1,532	0.010	0.013	1,587	3,119
Algeria	0.137	0.171	20,988	0.137	0.171	21,740	42,728
Andorra	0.008	0.007	809	0.008	0.010	1,269	2,079
Angola	0.010	0.010	1,225	0.010	0.010	1,269	2,495
Antigua and Barbuda	0.002	0.003	306	0.002	0.003	317	624
Argentina	0.432	0.540	66,182	0.432	0.540	68,552	134,734
Armenia	0.007	0.009	1,072	0.007	0.009	1,111	2,183
Australia	2.074	2.593	317,735	2.074	2.593	329,112	646,847
Austria	0.798	0.998	122,253	0.798	0.998	126,631	248,883
Azerbaijan	0.040	0.050	6,128	0.040	0.050	6,347	12,475
Bahamas	0.017	0.021	2,604	0.017	0.021	2,698	5,302
Bahrain	0.039	0.049	5,975	0.039	0.049	6,189	12,163
Bangladesh	0.010	0.010	1,225	0.010	0.010	1,269	2,495
Barbados	0.008	0.010	1,226	0.008	0.010	1,269	2,495
Belarus	0.056	0.070	8,579	0.056	0.070	8,886	17,465
Belgium	0.998	1.248	152,893	0.998	1.248	158,367	311,260
Belize	0.001	0.001	153	0.001	0.001	159	312
Benin	0.003	0.004	460	0.003	0.004	476	936
Bhutan	0.001	0.001	153	0.001	0.001	159	312
Bolivia (Plurinational State of)	0.009	0.011	1,379	0.009	0.011	1,428	2,807
Bosnia and Herzegovina	0.017	0.021	2,604	0.017	0.021	2,698	5,302
Botswana	0.017	0.021	2,604	0.017	0.021	2,698	5,302

Member Country	UN scale of assessments 2015 (per cent)	Scale with 22% ceiling, no LDC paying more than 0.01 % (per cent)	Contributions per 1 Jan. 2015 US\$	UN scale of assessments 2015 (per cent)	Scale with 22% ceiling, no LDC paying more than 0.01 % (per cent)	Contributions as per 1 Jan. 2016 US\$	Total contributions 2015-2016 US\$
Brazil	2.934	3.668	449,486	2.934	3.668	465,581	915,067
Brunei-Darussalam	0.026	0.033	3,983	0.026	0.033	4,126	8,109
Bulgaria	0.047	0.059	7,200	0.047	0.059	7,458	14,659
Burkina Faso	0.003	0.004	460	0.003	0.004	476	936
Burundi	0.001	0.001	153	0.001	0.001	159	312
Cambodia	0.004	0.005	613	0.004	0.005	635	1,248
Cameroon	0.012	0.015	1,838	0.012	0.015	1,904	3,743
Canada	2.984	3.731	457,146	2.984	3.730	473,516	930,661
Cape Verde	0.001	0.001	153	0.001	0.001	159	312
Central African Republic	0.001	0.001	153	0.001	0.001	159	312
Chad	0.002	0.003	306	0.002	0.003	317	624
Chile	0.334	0.418	51,168	0.334	0.418	53,001	104,169
China	5.148	6.436	788,669	5.148	6.435	816,910	1,605,578
Colombia	0.259	0.324	39,679	0.259	0.324	41,099	80,778
Comoros	0.001	0.001	153	0.001	0.001	159	312
Congo	0.005	0.006	766	0.005	0.006	793	1,559
Cook Islands	0.001	0.001	153	0.001	0.001	159	312
Costa Rica	0.038	0.048	5,822	0.038	0.048	6,030	11,852
Cote d'Ivoire	0.011	0.014	1,685	0.011	0.014	1,746	3,431
Croatia	0.126	0.158	19,303	0.126	0.158	19,994	39,297
Cuba	0.069	0.086	10,571	0.069	0.086	10,949	21,520
Cyprus	0.047	0.059	7,200	0.047	0.059	7,458	14,659
Czech Republic	0.386	0.483	59,135	0.386	0.483	61,252	120,387
Democratic People's Republic of Korea	0.006	0.008	919	0.006	0.008	952	1,871
Democratic Republic of the Congo	0.003	0.004	460	0.003	0.004	476	936
Denmark	0.675	0.844	103,409	0.675	0.844	107,112	210,522
Djibouti	0.001	0.001	153	0.001	0.001	159	312
Dominica	0.001	0.001	153	0.001	0.001	159	312
Dominican Republic	0.045	0.056	6,894	0.045	0.056	7,141	14,035
Ecuador	0.044	0.055	6,741	0.044	0.055	6,982	13,723

Member Country	UN scale of assessments 2015 (per cent)	Scale with 22% ceiling, no LDC paying more than 0.01 % (per cent)	Contributions per 1 Jan. 2015 US\$	UN scale of assessments 2015 (per cent)	Scale with 22% ceiling, no LDC paying more than 0.01 % (per cent)	Contributions as per 1 Jan. 2016 US\$	Total contributions 2015-2016 US\$
Egypt	0.134	0.168	20,529	0.134	0.168	21,264	41,792
El Salvador	0.016	0.020	2,451	0.016	0.020	2,539	4,990
Equatorial Guinea	0.010	0.010	1,225	0.010	0.010	1,269	2,495
Eritrea	0.001	0.001	153	0.001	0.001	159	312
Estonia	0.040	0.050	6,128	0.040	0.050	6,347	12,475
Ethiopia	0.010	0.010	1,225	0.010	0.010	1,269	2,495
European Union		2.500	306,340		2.500	317,349	623,690
Fiji	0.003	0.004	460	0.003	0.004	476	936
Finland	0.519	0.649	79,510	0.519	0.649	82,357	161,868
France	5.593	6.993	856,842	5.593	6.992	887,524	1,744,367
Gabon	0.020	0.025	3,064	0.020	0.025	3,174	6,238
Gambia	0.001	0.001	153	0.001	0.001	159	312
Georgia	0.007	0.009	1,072	0.007	0.009	1,111	2,183
Germany	7.141	8.928	1,093,994	7.141	8.927	1,133,168	2,227,163
Ghana	0.014	0.018	2,145	0.014	0.018	2,222	4,366
Greece	0.638	0.798	97,741	0.638	0.798	101,241	198,982
Grenada	0.001	0.001	153	0.001	0.001	159	312
Guatemala	0.027	0.034	4,136	0.027	0.034	4,284	8,421
Guinea	0.002	0.003	306	0.002	0.003	317	624
Guinea-Bissau	0.001	0.001	153	0.001	0.001	159	312
Guyana	0.001	0.001	153	0.001	0.001	159	312
Haiti	0.003	0.004	460	0.003	0.004	476	936
Honduras	0.008	0.010	1,226	0.008	0.010	1,269	2,495
Hungary	0.266	0.333	40,751	0.266	0.333	42,210	82,961
Iceland	0.027	0.034	4,136	0.027	0.034	4,284	8,421
India	0.666	0.833	102,031	0.666	0.833	105,684	207,715
Indonesia	0.346	0.433	53,007	0.346	0.433	54,905	107,912
Iran (Islamic Republic of)	0.356	0.445	54,539	0.356	0.445	56,492	111,031
Iraq	0.068	0.085	10,418	0.068	0.085	10,791	21,208
Ireland	0.418	0.523	64,037	0.418	0.523	66,330	130,367
Israel	0.396	0.495	60,667	0.396	0.495	62,839	123,506
Italy	4.448	5.561	681,429	4.448	5.560	705,830	1,387,259
Jamaica	0.011	0.014	1,685	0.011	0.014	1,746	3,431
Japan	10.833	13.544	1,659,605	10.833	13.542	1,719,033	3,378,638

Member Country	UN scale of assessments 2015 (per cent)	Scale with 22% ceiling, no LDC paying more than 0.01 % (per cent)	Contributions per 1 Jan. 2015 US\$	UN scale of assessments 2015 (per cent)	Scale with 22% ceiling, no LDC paying more than 0.01 % (per cent)	Contributions as per 1 Jan. 2016 US\$	Total contributions 2015-2016 US\$
Jordan	0.022	0.028	3,370	0.022	0.028	3,491	6,861
Kazakhstan	0.121	0.151	18,537	0.121	0.151	19,201	37,738
Kenya	0.013	0.016	1,992	0.013	0.016	2,063	4,054
Kiribati	0.001	0.001	153	0.001	0.001	159	312
Kuwait	0.273	0.341	41,823	0.273	0.341	43,321	85,144
Kyrgyzstan	0.002	0.003	306	0.002	0.003	317	624
Lao People's Democratic Republic	0.002	0.003	306	0.002	0.003	317	624
Latvia	0.047	0.059	7,200	0.047	0.059	7,458	14,659
Lebanon	0.042	0.053	6,434	0.042	0.053	6,665	13,099
Lesotho	0.001	0.001	153	0.001	0.001	159	312
Liberia	0.001	0.001	153	0.001	0.001	159	312
Libya	0.142	0.178	21,754	0.142	0.178	22,533	44,288
Liechtenstein	0.009	0.011	1,379	0.009	0.011	1,428	2,807
Lithuania	0.073	0.091	11,184	0.073	0.091	11,584	22,768
Luxembourg	0.081	0.101	12,409	0.081	0.101	12,853	25,263
Madagascar	0.003	0.004	460	0.003	0.004	476	936
Malawi	0.002	0.003	306	0.002	0.003	317	624
Malaysia	0.281	0.351	43,049	0.281	0.351	44,590	87,639
Maldives	0.001	0.001	153	0.001	0.001	159	312
Mali	0.004	0.005	613	0.004	0.005	635	1,248
Malta	0.016	0.020	2,451	0.016	0.020	2,539	4,990
Marshall Islands	0.001	0.001	153	0.001	0.001	159	312
Mauritania	0.002	0.003	306	0.002	0.003	317	624
Mauritius	0.013	0.016	1,992	0.013	0.016	2,063	4,054
Mexico	1.842	2.303	282,193	1.842	2.303	292,297	574,490
Micronesia (Federated States of)	0.001	0.001	153	0.001	0.001	159	312
Monaco	0.012	0.015	1,838	0.012	0.015	1,904	3,743
Mongolia	0.003	0.004	460	0.003	0.004	476	936
Montenegro	0.005	0.006	766	0.005	0.006	793	1,559
Morocco	0.062	0.078	9,498	0.062	0.078	9,838	19,337

Member Country	UN scale of assessments 2015 (per cent)	Scale with 22% ceiling, no LDC paying more than 0.01 % (per cent)	Contributions per 1 Jan. 2015 US\$	UN scale of assessments 2015 (per cent)	Scale with 22% ceiling, no LDC paying more than 0.01 % (per cent)	Contributions as per 1 Jan. 2016 US\$	Total contributions 2015-2016 US\$
Mozambique	0.003	0.004	460	0.003	0.004	476	936
Myanmar	0.010	0.010	1,225	0.010	0.010	1,269	2,495
Namibia	0.010	0.013	1,532	0.010	0.013	1,587	3,119
Nauru	0.001	0.001	153	0.001	0.001	159	312
Nepal	0.006	0.008	919	0.006	0.008	952	1,871
Netherlands	1.654	2.068	253,391	1.654	2.068	262,465	515,856
New Zealand	0.253	0.316	38,759	0.253	0.316	40,147	78,907
Nicaragua	0.003	0.004	460	0.003	0.004	476	936
Niger	0.002	0.003	306	0.002	0.003	317	624
Nigeria	0.090	0.113	13,788	0.090	0.113	14,282	28,070
Niue	0.001	0.001	153	0.001	0.001	159	312
Norway	0.851	1.064	130,372	0.851	1.064	135,041	265,413
Oman	0.102	0.128	15,626	0.102	0.128	16,186	31,812
Pakistan	0.085	0.106	13,022	0.085	0.106	13,488	26,510
Palau	0.001	0.001	153	0.001	0.001	159	312
Panama	0.026	0.033	3,983	0.026	0.033	4,126	8,109
Papua New Guinea	0.004	0.005	613	0.004	0.005	635	1,248
Paraguay	0.010	0.013	1,532	0.010	0.013	1,587	3,119
Peru	0.117	0.146	17,924	0.117	0.146	18,566	36,490
Philippines	0.154	0.193	23,593	0.154	0.193	24,437	48,030
Poland	0.921	1.151	141,096	0.921	1.151	146,149	287,245
Portugal	0.474	0.593	72,616	0.474	0.593	75,217	147,833
Qatar	0.209	0.261	32,019	0.209	0.261	33,165	65,184
Republic of Korea	1.994	2.493	305,479	1.994	2.493	316,418	621,896
Republic of Moldova	0.003	0.004	460	0.003	0.004	476	936
Romania	0.226	0.283	34,623	0.226	0.283	35,863	70,486
Russian Federation	2.438	3.048	373,499	2.438	3.048	386,874	760,373
Rwanda	0.002	0.003	306	0.002	0.003	317	624

Member Country	UN scale of assessments 2015 (per cent)	Scale with 22% ceiling, no LDC paying more than 0.01 % (per cent)	Contributions per 1 Jan. 2015 US\$	UN scale of assessments 2015 (per cent)	Scale with 22% ceiling, no LDC paying more than 0.01 % (per cent)	Contributions as per 1 Jan. 2016 US\$	Total contributions 2015-2016 US\$
Saint Kitts and Nevis	0.001	0.001	153	0.001	0.001	159	312
Saint Lucia	0.001	0.001	153	0.001	0.001	159	312
Saint Vincent and the Grenadines	0.001	0.001	153	0.001	0.001	159	312
Samoa	0.001	0.001	153	0.001	0.001	159	312
San Marino	0.003	0.004	460	0.003	0.004	476	936
Sao Tome and Principe	0.001	0.001	153	0.001	0.001	159	312
Saudi Arabia	0.864	1.080	132,364	0.864	1.080	137,104	269,468
Senegal	0.006	0.008	919	0.006	0.008	952	1,871
Serbia	0.040	0.050	6,128	0.040	0.050	6,347	12,475
Seychelles	0.001	0.001	153	0.001	0.001	159	312
Sierra Leone	0.001	0.001	153	0.001	0.001	159	312
Singapore	0.384	0.480	58,828	0.384	0.480	60,935	119,763
Slovakia	0.171	0.214	26,197	0.171	0.214	27,135	53,332
Slovenia	0.100	0.125	15,320	0.100	0.125	15,868	31,188
Solomon Islands	0.001	0.001	153	0.001	0.001	159	312
Somalia	0.001	0.001	153	0.001	0.001	159	312
South Africa	0.372	0.465	56,990	0.372	0.465	59,031	116,021
South Sudan	0.004	0.005	613	0.004	0.005	635	1,248
Spain	2.973	3.717	455,461	2.973	3.716	471,770	927,231
Sri Lanka	0.025	0.031	3,830	0.025	0.031	3,967	7,797
State of Palestine		0.00	0.00	0.007	0.009	1,111	1,111
Sudan	0.010	0.010	1,225	0.010	0.010	1,269	2,495
Suriname	0.004	0.005	613	0.004	0.005	635	1,248
Swaziland	0.003	0.004	460	0.003	0.004	476	936
Sweden	0.960	1.200	147,071	0.960	1.200	152,337	299,409
Switzerland	1.047	1.309	160,399	1.047	1.309	166,143	326,542
Syrian Arab Republic	0.036	0.045	5,515	0.036	0.045	5,713	11,228
Tajikistan	0.003	0.004	460	0.003	0.004	476	936
Thailand	0.239	0.299	36,615	0.239	0.299	37,926	74,540

Member Country	UN scale of assessments 2015 (per cent)	Scale with 22% ceiling, no LDC paying more than 0.01 % (per cent)	Contributions per 1 Jan. 2015 US\$	UN scale of assessments 2015 (per cent)	Scale with 22% ceiling, no LDC paying more than 0.01 % (per cent)	Contributions as per 1 Jan. 2016 US\$	Total contributions 2015-2016 US\$
The Former Yugoslav Republic of Macedonia	0.008	0.010	1,226	0.008	0.010	1,269	2,495
Timor-Leste	0.002	0.003	306	0.002	0.003	317	624
Togo	0.001	0.001	153	0.001	0.001	159	312
Tonga	0.001	0.001	153	0.001	0.001	159	312
Trinidad and Tobago	0.044	0.055	6,741	0.044	0.055	6,982	13,723
Tunisia	0.036	0.045	5,515	0.036	0.045	5,713	11,228
Turkey	1.328	1.660	203,448	1.328	1.660	210,733	414,182
Turkmenistan	0.019	0.024	2,911	0.019	0.024	3,015	5,926
Tuvalu	0.001	0.001	153	0.001	0.001	159	312
Uganda	0.006	0.008	919	0.006	0.008	952	1,871
Ukraine	0.099	0.124	15,167	0.099	0.124	15,710	30,877
United Arab Emirates	0.595	0.744	91,153	0.595	0.744	94,417	185,571
United Kingdom of Great Britain and Northern Ireland	5.179	6.475	793,418	5.179	6.474	821,829	1,615,247
United Republic of Tanzania	0.009	0.010	1,225	0.009	0.010	1,269	2,495
Uruguay	0.052	0.065	7,966	0.052	0.065	8,252	16,218
Uzbekistan	0.015	0.019	2,298	0.015	0.019	2,380	4,678
Vanuatu	0.001	0.001	153	0.001	0.001	159	312
Venezuela	0.627	0.784	96,056	0.627	0.784	99,495	195,551
Viet Nam	0.042	0.053	6,434	0.042	0.053	6,665	13,099
Yemen	0.010	0.010	1,225	0.010	0.010	1,269	2,495
Zambia	0.006	0.008	919	0.006	0.008	952	1,871
Zimbabwe	0.002	0.003	306	0.002	0.003	317	624
TOTAL	12168.003	100.000	12,253,609	12168.010	100.000	12,693,973	24,947,582

Annex XVIII

SCALE OF ASSESSMENTS (2015-2016) FOR THE CARTAGENA PROTOCOL ON BIOSAFETY

Member Country	UN scale of assessments 2015 (per cent)	Scale with 22% ceiling, no LDC paying more than 0.01 % (per cent)	Contributions per 1 Jan. 2015 US\$	UN scale of assessments 2015 (per cent)	Scale with 22% ceiling, no LDC paying more than 0.01 % (per cent)	Contributions as per 1 Jan. 2016 US\$	Total contributions 2015-2016 US\$
Afghanistan	0.005	0.007	187	0.005	0.007	196	383
Albania	0.010	0.014	374	0.010	0.014	391	766
Algeria	0.137	0.195	5,126	0.137	0.195	5,361	10,488
Angola	0.010	0.010	263	0.010	0.010	275	538
Antigua and Barbuda	0.002	0.003	75	0.002	0.003	78	153
Armenia	0.007	0.010	262	0.007	0.010	274	536
Austria	0.798	1.135	29,859	0.798	1.135	31,230	61,089
Azerbaijan	0.040	0.057	1,497	0.040	0.057	1,565	3,062
Bahamas	0.017	0.024	636	0.017	0.024	665	1,301
Bahrain	0.039	0.055	1,459	0.039	0.055	1,526	2,986
Bangladesh	0.010	0.010	263	0.010	0.010	275	538
Barbados	0.008	0.011	299	0.008	0.011	313	612
Belarus	0.056	0.080	2,095	0.056	0.080	2,192	4,287
Belgium	0.998	1.420	37,343	0.998	1.420	39,057	76,399
Belize	0.001	0.001	37	0.001	0.001	39	77
Benin	0.003	0.004	112	0.003	0.004	117	230
Bhutan	0.001	0.001	37	0.001	0.001	39	77
Bolivia	0.009	0.013	337	0.009	0.013	352	689
Bosnia and Herzegovina	0.017	0.024	636	0.017	0.024	665	1,301
Botswana	0.017	0.024	636	0.017	0.024	665	1,301
Brazil	2.934	4.174	109,783	2.934	4.173	114,822	224,604
Bulgaria	0.047	0.067	1,759	0.047	0.067	1,839	3,598
Burkina Faso	0.003	0.004	112	0.003	0.004	117	230

Member Country	UN scale of assessments 2015 (per cent)	Scale with 22% ceiling, no LDC paying more than 0.01 % (per cent)	Contributions per 1 Jan. 2015 US\$	UN scale of assessments 2015 (per cent)	Scale with 22% ceiling, no LDC paying more than 0.01 % (per cent)	Contributions as per 1 Jan. 2016 US\$	Total contributions 2015-2016 US\$
Burundi	0.001	0.001	37	0.001	0.001	39	77
Cambodia	0.004	0.006	150	0.004	0.006	157	306
Cameroon	0.012	0.017	449	0.012	0.017	470	919
Cape Verde	0.001	0.001	37	0.001	0.001	39	77
Central African Republic	0.001	0.001	37	0.001	0.001	39	77
Chad	0.002	0.003	75	0.002	0.003	78	153
China	5.148	7.324	192,625	5.148	7.323	201,466	394,091
Colombia	0.259	0.368	9,691	0.259	0.368	10,136	19,827
Comoros	0.001	0.001	37	0.001	0.001	39	77
Congo	0.005	0.007	187	0.005	0.007	196	383
Costa Rica	0.038	0.054	1,422	0.038	0.054	1,487	2,909
Cote D'Ivoire	0.011	0.008798	231	0.011	0.016	430	662
Croatia	0.126	0.179	4,715	0.126	0.179	4,931	9,646
Cuba	0.069	0.098	2,582	0.069	0.098	2,700	5,282
Cyprus	0.047	0.067	1,759	0.047	0.067	1,839	3,598
Czech Republic	0.386	0.549	14,443	0.386	0.549	15,106	29,549
Democratic People's Republic of Korea	0.006	0.009	225	0.006	0.009	235	459
Democratic Republic of the Congo	0.003	0.004	112	0.003	0.004	117	230
Denmark	0.675	0.960	25,257	0.675	0.960	26,416	51,673
Djibouti	0.001	0.001	37	0.001	0.001	39	77
Dominica	0.001	0.001	37	0.001	0.001	39	77
Dominican Republic	0.045	0.064	1,684	0.045	0.064	1,761	3,445
Ecuador	0.044	0.063	1,646	0.044	0.063	1,722	3,368
Egypt	0.134	0.191	5,014	0.134	0.191	5,244	10,258
El Salvador	0.016	0.023	599	0.016	0.023	626	1,225

Member Country	UN scale of assessments 2015 (per cent)	Scale with 22% ceiling, no LDC paying more than 0.01 % (per cent)	Contributions per 1 Jan. 2015 US\$	UN scale of assessments 2015 (per cent)	Scale with 22% ceiling, no LDC paying more than 0.01 % (per cent)	Contributions as per 1 Jan. 2016 US\$	Total contributions 2015-2016 US\$
Eritrea	0.001	0.001	37	0.001	0.001	39	77
Estonia	0.040	0.057	1,497	0.040	0.057	1,565	3,062
Ethiopia	0.010	0.010	263	0.010	0.010	275	538
European Union		2.500	65,753		2.500	68,783	134,537
Fiji	0.003	0.004	112	0.003	0.004	117	230
Finland	0.519	0.738	19,420	0.519	0.738	20,311	39,731
France	5.593	7.957	209,276	5.593	7.955	218,881	428,157
Gabon	0.020	0.028	748	0.020	0.028	783	1,531
Gambia	0.001	0.001	37	0.001	0.001	39	77
Georgia	0.007	0.010	262	0.007	0.010	274	536
Germany	7.141	10.159	267,198	7.141	10.157	279,462	546,660
Ghana	0.014	0.020	524	0.014	0.020	548	1,072
Greece	0.638	0.908	23,872	0.638	0.907	24,968	48,840
Grenada	0.001	0.001	37	0.001	0.001	39	77
Guatemala	0.027	0.038	1,010	0.027	0.038	1,057	2,067
Guinea	0.001	0.001	37	0.001	0.001	39	77
Guinea-Bissau	0.001	0.001	37	0.001	0.001	39	77
Guyana	0.001	0.001	37	0.001	0.001	39	77
Honduras	0.008	0.011	299	0.008	0.011	313	612
Hungary	0.266	0.378	9,953	0.266	0.378	10,410	20,363
India	0.666	0.947	24,920	0.666	0.947	26,064	50,984
Indonesia	0.346	0.492	12,946	0.346	0.492	13,541	26,487
Iran (Islamic Republic of)	0.356	0.506	13,321	0.356	0.506	13,932	27,253
Iraq	0.068	0.097	2,544	0.068	0.097	2,661	5,206
Ireland	0.418	0.595	15,640	0.418	0.595	16,358	31,999
Italy	4.448	6.328	166,433	4.448	6.327	174,072	340,505
Jamaica	0.011	0.016	412	0.011	0.016	430	842
Japan	10.833	15.412	405,343	10.833	15.409	423,948	829,291
Jordan	0.022	0.031	823	0.022	0.031	861	1,684
Kazakhstan	0.121	0.172	4,528	0.121	0.172	4,735	9,263

Member Country	UN scale of assessments 2015 (per cent)	Scale with 22% ceiling, no LDC paying more than 0.01 % (per cent)	Contributions per 1 Jan. 2015 US\$	UN scale of assessments 2015 (per cent)	Scale with 22% ceiling, no LDC paying more than 0.01 % (per cent)	Contributions as per 1 Jan. 2016 US\$	Total contributions 2015-2016 US\$
Kenya	0.013	0.018	486	0.013	0.018	509	995
Kiribati	0.001	0.001	37	0.001	0.001	39	77
Kyrgyzstan	0.002	0.003	75	0.002	0.003	78	153
Lao People's Democratic Republic	0.002	0.003	75	0.002	0.003	78	153
Latvia	0.047	0.067	1,759	0.047	0.067	1,839	3,598
Lebanon	0.042	0.060	1,572	0.042	0.060	1,644	3,215
Lesotho	0.001	0.001	37	0.001	0.001	39	77
Liberia	0.001	0.001	37	0.001	0.001	39	77
Libya	0.142	0.202	5,313	0.142	0.202	5,557	10,870
Lithuania	0.073	0.104	2,731	0.073	0.104	2,857	5,588
Luxembourg	0.081	0.115	3,031	0.081	0.115	3,170	6,201
Madagascar	0.003	0.004	112	0.003	0.004	117	230
Malawi	0.002	0.003	75	0.002	0.003	78	153
Malaysia	0.281	0.400	10,514	0.281	0.400	10,997	21,511
Maldives	0.001	0.001	37	0.001	0.001	39	77
Mali	0.004	0.006	150	0.004	0.006	157	306
Malta	0.016	0.023	599	0.016	0.023	626	1,225
Marshall Islands	0.001	0.001	37	0.001	0.001	39	77
Mauritania	0.002	0.003	75	0.002	0.003	78	153
Mauritius	0.013	0.018	486	0.013	0.018	509	995
Mexico	1.842	2.621	68,923	1.842	2.620	72,086	141,009
Mongolia	0.003	0.004	112	0.003	0.004	117	230
Montenegro	0.005	0.007	187	0.005	0.007	196	383
Morocco	0.062	0.088	2,320	0.062	0.088	2,426	4,746
Mozambique	0.003	0.004	112	0.003	0.004	117	230
Myanmar	0.010	0.010	263	0.010	0.010	275	538
Namibia	0.010	0.014	374	0.010	0.014	391	766
Nauru	0.001	0.001	37	0.001	0.001	39	77
Netherlands	1.654	2.353	61,888	1.654	2.353	64,729	126,617
New Zealand	0.253	0.360	9,467	0.253	0.360	9,901	19,368
Nicaragua	0.003	0.004	112	0.003	0.004	117	230

Member Country	UN scale of assessments 2015 (per cent)	Scale with 22% ceiling, no LDC paying more than 0.01 % (per cent)	Contributions per 1 Jan. 2015 US\$	UN scale of assessments 2015 (per cent)	Scale with 22% ceiling, no LDC paying more than 0.01 % (per cent)	Contributions as per 1 Jan. 2016 US\$	Total contributions 2015-2016 US\$
Niger	0.002	0.003	75	0.002	0.003	78	153
Nigeria	0.090	0.128	3,368	0.090	0.128	3,522	6,890
Niue	0.001	0.001	37	0.001	0.001	39	77
Norway	0.851	1.211	31,842	0.851	1.210	33,304	65,146
Oman	0.102	0.145	3,817	0.102	0.145	3,992	7,808
Pakistan	0.085	0.121	3,180	0.085	0.121	3,326	6,507
Palau	0.001	0.001	37	0.001	0.001	39	77
Palestine		0.000	0	0.007	0.010	274	274
Panama	0.026	0.037	973	0.026	0.037	1,018	1,990
Papua New Guinea	0.004	0.006	150	0.004	0.006	157	306
Paraguay	0.010	0.014	374	0.010	0.014	391	766
Peru	0.117	0.166	4,378	0.117	0.166	4,579	8,957
Philippines	0.154	0.219	5,762	0.154	0.219	6,027	11,789
Poland	0.921	1.310	34,461	0.921	1.310	36,043	70,505
Portugal	0.474	0.674	17,736	0.474	0.674	18,550	36,286
Qatar	0.209	0.297	7,820	0.209	0.297	8,179	15,999
Republic of Korea	1.994	2.837	74,610	1.994	2.836	78,035	152,645
Republic of Moldova	0.003	0.004	112	0.003	0.004	117	230
Romania	0.226	0.322	8,456	0.226	0.321	8,844	17,301
Rwanda	0.002	0.003	75	0.002	0.003	78	153
Saint Kitts and Nevis	0.001	0.001	37	0.001	0.001	39	77
Saint Lucia	0.001	0.001	37	0.001	0.001	39	77
Saint Vincent and the Grenadines	0.001	0.001	37	0.001	0.001	39	77
Samoa	0.001	0.001	37	0.001	0.001	39	77
Saudi Arabia	0.864	1.229	32,329	0.864	1.229	33,813	66,141
Senegal	0.006	0.009	225	0.006	0.009	235	459
Serbia	0.040	0.057	1,497	0.040	0.057	1,565	3,062
Seychelles	0.001	0.001	37	0.001	0.001	39	77
Slovakia	0.171	0.243	6,398	0.171	0.243	6,692	13,090

Member Country	UN scale of assessments 2015 (per cent)	Scale with 22% ceiling, no LDC paying more than 0.01 % (per cent)	Contributions per 1 Jan. 2015 US\$	UN scale of assessments 2015 (per cent)	Scale with 22% ceiling, no LDC paying more than 0.01 % (per cent)	Contributions as per 1 Jan. 2016 US\$	Total contributions 2015-2016 US\$
Slovenia	0.100	0.142	3,742	0.100	0.142	3,913	7,655
Solomon Islands	0.001	0.001	37	0.001	0.001	39	77
Somalia	0.001	0.001	37	0.001	0.001	39	77
South Africa	0.372	0.529	13,919	0.372	0.529	14,558	28,477
Spain	2.973	4.230	111,242	2.973	4.229	116,348	227,590
Sri Lanka	0.025	0.036	935	0.025	0.036	978	1,914
Sudan	0.010	0.014	374	0.010	0.014	391	766
Suriname	0.004	0.006	150	0.004	0.006	157	306
Swaziland	0.003	0.004	112	0.003	0.004	117	230
Sweden	0.960	1.366	35,921	0.960	1.366	37,569	73,490
Switzerland	1.047	1.490	39,176	1.047	1.489	40,974	80,150
Syrian Arab Republic	0.036	0.051	1,347	0.036	0.051	1,409	2,756
Tajikistan	0.003	0.004	112	0.003	0.004	117	230
Thailand	0.239	0.340	8,943	0.239	0.340	9,353	18,296
The Former Yugoslav Republic of Macedonia	0.008	0.011	299	0.008	0.011	313	612
Togo	0.001	0.001	37	0.001	0.001	39	77
Tonga	0.001	0.001	37	0.001	0.001	39	77
Trinidad and Tobago	0.044	0.063	1,646	0.044	0.063	1,722	3,368
Tunisia	0.036	0.051	1,347	0.036	0.051	1,409	2,756
Turkey	1.328	1.889	49,690	1.328	1.889	51,971	101,661
Turkmenistan	0.019	0.027	711	0.019	0.027	744	1,454
Uganda	0.006	0.009	225	0.006	0.009	235	459
Ukraine	0.099	0.141	3,704	0.099	0.141	3,874	7,579
United Arab Emirates	0.595	0.846	22,263	0.595	0.846	23,285	45,549
United Kingdom of Great Britain and Northern Ireland	5.179	7.368	193,785	5.179	7.367	202,679	396,464
United Republic of Tanzania	0.009	0.010	263	0.009	0.010	275	538

Member Country	UN scale of assessments 2015 (per cent)	Scale with 22% ceiling, no LDC paying more than 0.01 % (per cent)	Contributions per 1 Jan. 2015 US\$	UN scale of assessments 2015 (per cent)	Scale with 22% ceiling, no LDC paying more than 0.01 % (per cent)	Contributions as per 1 Jan. 2016 US\$	Total contributions 2015-2016 US\$
Uruguay	0.052	0.074	1,946	0.052	0.074	2,035	3,981
Venezuela	0.627	0.892	23,461	0.627	0.892	24,538	47,998
Viet Nam	0.042	0.060	1,572	0.042	0.060	1,644	3,215
Yemen	0.010	0.010	263	0.010	0.010	275	538
Zambia	0.006	0.009	225	0.006	0.009	235	459
Zimbabwe	0.002	0.003	75	0.002	0.003	78	153
TOTAL	12158.556	100.000	2,630,132	12158.563	100.000	2,751,328	5,381,461

Annex XIX

SCALE OF ASSESSMENTS (2015-2016) FOR THE NAGOYA PROTOCOL ON ACCESS AND BENEFIT-SHARING


Parties	UN scale of assessments 2015 (per cent)	Scale with 22% ceiling, no LDC paying more than 0.01 % (per cent)	Contributions per 1 Jan. 2015 US\$	UN scale of assessments 2015 (per cent)	Scale with 22% ceiling, no LDC paying more than 0.01 % (per cent)	Contributions as per 1 Jan. 2016** US\$	Total contributions 2015-2016 US\$
Albania	0.010	0.102	296	0.010	0.049	485	781
Belarus	0.056	0.571	1,658	0.056	0.276	2,718	4,376
Belgium				0.998	0.714	7,032	7,032
Benin	0.003	0.010	29	0.003	0.010	99	128
Bhutan	0.001	0.010	30	0.001	0.005	49	78
Botswana	0.017	0.173	503	0.017	0.084	825	1,328
Bulgaria				0.047	0.036	352	352
Burkina Faso	0.003	0.010	29	0.003	0.010	99	128
Burundi	0.001	0.010	30	0.001	0.005	49	78
Cambodia	0.004	0.007	20	0.004	0.010	99	118
China				5.148	6.098	60,098	60,098
Comoros	0.001	0.010	30	0.001	0.005	49	78
Congo	0.005	0.020	58	0.005	0.025	243	301
Cote d'Ivoire	0.011	0.112	326	0.011	0.054	534	860
Croatia	0.126	0.107	312	0.126	0.621	6,116	6,427
Cuba	0.069	0.030	89	0.069	0.340	3,349	3,438
Czech Republic				0.386	0.965	9,507	9,507
Democratic Rep. Congo	0.003	0.006	19	0.003	0.010	99	117
Denmark	0.675	6.885	19,981	0.675	3.324	32,762	52,743
Djibouti	0.001	0.000	0	0.001	0.005	49	49
Dominican Republic	0.045	0.411	1,194	0.045	0.222	2,184	3,378
Egypt	0.134	1.367	3,967	0.134	0.660	6,504	10,470
Ethiopia	0.010	0.010	29	0.010	0.010	99	128
European Union		2.500	7,255		2.500	24,638	31,892
Fiji	0.003	0.031	89	0.003	0.015	146	234
Finland				0.519	1.018	10,033	10,033


Parties	UN scale of assessments 2015 (per cent)	Scale with 22% ceiling, no LDC paying more than 0.01 % (per cent)	Contributions per 1 Jan. 2015 US\$	UN scale of assessments 2015 (per cent)	Scale with 22% ceiling, no LDC paying more than 0.01 % (per cent)	Contributions as per 1 Jan. 2016** US\$	Total contributions 2015-2016 US\$
France				5.593	1.516	14,939	14,939
Gabon	0.020	0.204	592	0.020	0.098	971	1,563
Gambia	0.001	0.010	30	0.001	0.005	49	78
Germany				7.141	9.918	97,744	97,744
Guatemala	0.027	0.275	799	0.027	0.133	1,310	2,110
Guinea***	0.001	0.010	30	0.001	0.005	49	79
Guinea-Bissau	0.001	0.010	30	0.001	0.005	49	78
Guyana	0.001	0.010	30	0.001	0.005	49	78
Honduras	0.008	0.082	237	0.008	0.039	388	625
Hungary	0.266	2.713	7,874	0.266	1.310	12,911	20,784
India	0.666	6.794	19,714	0.666	3.280	32,325	52,039
Indonesia	0.346	3.529	10,242	0.346	1.704	16,794	27,035
Jordan	0.022	0.224	651	0.022	0.108	1,068	1,719
Kazakhstan	0.121	0.348	1,010	0.121	0.596	5,873	6,883
Kenya	0.013	0.133	385	0.013	0.064	631	1,016
Krygzstan	0.002	0.006	18	0.002	0.010	97	115
Lao People's Democratic Republic	0.002	0.010	29	0.002	0.010	99	128
Lesotho	0.001	0.009	27	0.001	0.005	49	75
Liberia	0.001	0.001	4	0.001	0.005	49	52
Madagascar	0.003	0.010	29	0.003	0.010	99	128
Malawi	0.002	0.010	29	0.002	0.010	99	128
Mali				0.004	0.001	9	9
Marshall Islands	0.001	0.010	29	0.001	0.005	49	78
Mauritania	0.002	0.002	7	0.002	0.010	99	105
Mauritius	0.013	0.133	385	0.013	0.064	631	1,016
Mexico	1.842	18.790	54,525	1.842	9.072	89,404	143,928
Micronesia (Federated States of)	0.001	0.010	30	0.001	0.005	49	78
Moldova				0.003	0.002	17	17
Mongolia	0.003	0.031	89	0.003	0.015	146	234
Mozambique	0.003	0.010	29	0.003	0.010	99	128
Myanmar	0.010	0.010	29	0.010	0.010	99	128

Parties	UN scale of assessments 2015 (per cent)	Scale with 22% ceiling, no LDC paying more than 0.01 % (per cent)	Contributions per 1 Jan. 2015 US\$	UN scale of assessments 2015 (per cent)	Scale with 22% ceiling, no LDC paying more than 0.01 % (per cent)	Contributions as per 1 Jan. 2016** US\$	Total contributions 2015-2016 US\$
Namibia	0.010	0.102	296	0.010	0.049	485	781
Netherlands				1.654	0.884	8,717	8,717
Niger	0.002	0.010	29	0.002	0.010	99	128
Norway	0.851	8.681	25,190	0.851	4.191	41,304	66,495
Pakistan				0.085	0.697	6,872	6,872
Panama	0.026	0.265	770	0.026	0.128	1,262	2,032
Peru	0.117	1.193	3,463	0.117	0.576	5,679	9,142
Phillipines	0.154	0.017	49	0.154	0.758	7,475	7,524
Rwanda	0.002	0.010	29	0.002	0.010	99	128
Samoa	0.001	0.010	30	0.001	0.005	49	78
Senegal				0.006	0.006	58	58
Seychelles	0.001	0.010	30	0.001	0.005	49	78
Slovakia				0.171	1.218	12,002	12,002
South Africa	0.372	3.795	11,011	0.372	1.832	18,055	29,067
Spain	2.973	22.000	63,840	2.973	22.000	216,813	280,653
Sudan	0.010	0.010	29	0.010	0.010	99	128
Swaziland				0.003	0.000	3	3
Sweden				0.960	0.290	2,856	2,856
Switzerland	1.047	10.680	30,992	1.047	5.156	50,817	81,810
Syrian Arab Republic	0.036	0.367	1,066	0.036	0.177	1,747	2,813
Tajikistan	0.003	0.031	89	0.003	0.015	146	234
Togo				0.001	0.006	60	60
Uganda	0.006	0.010	29	0.006	0.010	99	128
United Arab Emirates	0.595	6.069	17,612	0.595	2.930	28,879	46,492
United Kingdom				5.179	13.465	132,694	132,694
Uruguay	0.052	0.530	1,539	0.052	0.256	2,524	4,063
Vanuatu	0.001	0.010	30	0.001	0.005	49	78
Viet Nam	0.042	0.428	1,243	0.042	0.207	2,039	3,282
Zambia				0.006	0.004	37	37
TOTAL	4040.858	100.000	290,184	4068.762	100.000	985,512	1,275,696


Annex XX

FINANCIAL STATEMENTS FOR THE TWENTY-FOUR MONTHS OF THE BIENNIUM 2014-2015 ENDED 31 DECEMBER 2015


General Trust Fund for the Convention on Biological Diversity (Fund code: BYL)	
I. Statement of Financial Performance for the year ended 31 December 2015 (United States Dollars)	
	Total 2015
Revenue	
Assessed Contributions	13,946,962
Voluntary Contributions	925,316
Investment Revenue	- 19,857
Total Revenue	14,892,135
Expenses	
Employee salaries, allowances and benefits	6,561,988
Non-employee compensation and allowances	709,762
Grant and other transfers	3,767
Supplies and consumables	36,970
Depreciation and Amortisation	(30,643)
Travel	351,452
Other Operating expenses	1,994,375
Other expenses	618,619
Programme Support costs	1,491,235
Total expenses	11,737,525
Surplus/(deficit) for the period	3,154,610
II. Statement of Financial Position as at 31 December 2015 (United States Dollars)	
	Total 2015
Current Assets	
Cash and Cash Equivalents	998,709
Short-term investments	3,078,104
Assessed contributions Receivable	1,210,620
Voluntary Contributions Receivable	925,316
Other Accounts Receivable	631,884
Other Current Assets	118,768
Total Current Assets	6,963,401
Non-Current Assets	
Long-term investments	2,065,358
Property, Plant and Equipment	55,098
Total Non-Current Assets	2,120,456
Total Assets	9,083,857
Current Liabilities	
Accounts Payable and Accrued Payables	428,721
Employee Benefits	132,795
Other Liabilities	1,510,363
Total Current Liabilities	2,071,879
Non current Liabilities	
Total Liabilities	2,071,879
Net Assets	7,011,978
Total Liabilities & Net assets	9,083,857
III. Statement of Changes in Net Assets for the year ended 31 December 2015 (United States Dollars)	
	Total 2015
Net Assets:	
Accumulated surpluses/ (deficits) - unrestricted	2,532,919
Net assets at the beginning of the period	2,532,919
Excess/ (Deficit) of Revenue over expenditure for period	3,154,610
Reserves	1,324,449
Net assets, end of period	7,011,978
 United Nations Office at Nairobi ACCOUNTS SECTION Budget and Financial Management Service Annette Waweru Chief 01/11/2016 ACCOUNTS SECTION BUDGET AND FINANCIAL MANAGEMENT SERVICE, UNON	

General Trust Fund for the Core Programme Budget for the Biosafety Protocol (Fund code: BGL)	
I. Statement of Financial Performance for the year ended 31 December 2015 (United States Dollars)	
Total 2015	
Revenue	
Assessed Contributions	2,827,192
Investment Revenue	2,570
Other miscellaneous revenue	132,778
Total Revenue	2,962,540
Expenses	
Employee salaries, allowances and benefits	1,169,597
Non-employee compensation and allowances	54,254
Supplies and consumables	2,859
Travel	38,084
Other Operating expenses	199,262
Programme Support costs	233,816
Total expenses	1,697,872
Surplus/(deficit) for the period	1,264,668
II. Statement of Financial Position as at 31 December 2015 (United States Dollars)	
Total 2015	
Current Assets	
Cash and Cash Equivalents	437,579
Short-term investments	1,349,391
Assessed contributions Receivable	536,589
Other Accounts Receivable	10,263
Total Current Assets	2,333,822
Non-Current Assets	
Long-term investments	905,420
Total Non-Current Assets	905,420
Total Assets	3,239,242
Current Liabilities	
Accounts Payable and Accrued Payables	34,383
Employee Benefits	15,416
Other Liabilities	542,633
Total Current Liabilities	592,432
Non current Liabilities	
Total Liabilities	592,432
Net Assets	2,646,810
Total Liabilities & Net assets	3,239,242
III. Statement of Changes in Net Assets for the year ended 31 December 2015 (United States Dollars)	
Total 2015	
Net Assets:	
Accumulated surpluses/ (deficits) - unrestricted	1,088,342
Net assets at the beginning of the period	1,088,342
Excess/ (Deficit) of Revenue over expenditure for period	1,264,668
Reserves	293,800
Net assets, end of period	2,646,810
 United Nations Office at Nairobi ACCOUNTS SECTION Budget and Financial Service Annette Waweru Chief ACCOUNTS SECTION BUDGET AND FINANCIAL MANAGEMENT SERVICE, UNON	
19/10/2016	


Handwritten signature and date:
 19/10/16

Trust Fund for the Core Programme Budget for the Nagoya Protocol. (Fund code: BBL)	
I. Statement of Financial Performance for the year ended 31 December 2015 (United States Dollars)	
	Total 2015
Revenue	
Assessed Contributions	290,185
Investment Revenue	13
Total Revenue	290,198
Expenses	
Non-employee compensation and allowances	9,633
Travel	7,050
Other expenses	1
Programme Support costs	6,249
Total expenses	22,933
Surplus/(deficit) for the period	267,265
II. Statement of Financial Position as at 31 December 2015 (United States Dollars)	
	Total 2015
Current Assets	
Cash and Cash Equivalents	35,161
Short-term investments	108,427
Assessed contributions Receivable	47,415
Other Current Assets	10,955
Total Current Assets	201,958
Non-Current Assets	
Long-term investments	72,754
Total Non-Current Assets	72,754
Total Assets	274,712
Current Liabilities	
Accounts Payable and Accrued Payables	7,050
Other Liabilities	397
Total Current Liabilities	7,447
Non current Liabilities	-
Total Liabilities	7,447
Net Assets	267,265
Total Liabilities & Net assets	274,712
III. Statement of Changes in Net Assets for the year ended 31 December 2015 (United States Dollars)	
	Total 2015
Net Assets:	
Net Asset at the beginning of the Period	-
Excess/ (Deficit) of Revenue over expenditure for period	267,265
Total Net Assets	267,265
 United Nations Office at Nairobi ACCOUNTS SECTION <i>Annette Waweru</i> 18/10-16 (Annette Waweru) Chief ACCOUNTS SECTION BUDGET AND FINANCIAL MANAGEMENT SERVICE, UNON	
	18/10/2015

General Trust Fund for Additional Voluntary Contributions in Support of Approved Activities under the Convention on Biological Diversity (Fund code: BEL)	
I. Statement of Financial Performance for the year ended 31 December 2015 (United States Dollars)	
	Total 2015
Revenue	
Voluntary Contributions	6,575,662
Investment Revenue	85,232
Refunds to Member States and Donors	(96,286)
Total Revenue	6,564,608
Expenses	
Employee salaries, allowances and benefits	1,906,211
Non-employee compensation and allowances	417,568
Grant and other transfers	857,960
Travel	1,503,208
Other Operating expenses	457,381
Other expenses	25,496
Programme Support costs	999,490
Total expenses	6,167,314
Surplus/(deficit) for the period	397,294
II. Statement of Financial Position as at 31 December 2015 (United States Dollars)	
	Total 2015
Current Assets	
Cash and Cash Equivalents	5,773,836
Short-term investments	17,605,164
Voluntary Contributions Receivable	385,067
Other Accounts Receivable	22,323
Advance transfers	400,002
Other Current Assets	323,393
Total Current Assets	24,709,785
Non-Current Assets	
Long-term investments	11,946,985
Total Non-Current Assets	11,946,985
Total Assets	36,656,770
Current Liabilities	
Accounts Payable and Accrued Payables	1,368,216
Employee Benefits	32,034
Other Liabilities	940,630
Total Current Liabilities	2,340,880
Non current Liabilities	
Total Liabilities	2,340,880
Net Assets	34,315,890
Total Liabilities & Net assets	36,656,770
III. Statement of Changes in Net Assets for the year ended 31 December 2015 (United States Dollars)	
	Total 2015
Net Assets:	
Accumulated surpluses/ (deficits) - unrestricted	33,918,596
Net assets at the beginning of the period	33,918,596
Excess/ (Deficit) of Revenue over expenditure for period	397,294
Net assets, end of period	34,315,890
<p style="color: red;">United Nations Office at Nairobi</p> <p style="color: red;">ACCOUNTS SECTION</p> <p style="color: red;">Budget and Financial Management Service</p> <p style="color: red;">Annette Waweru</p> <p style="color: red;">Chief</p> <p style="color: red;">ACCOUNTS SECTION</p> <p style="color: red;">BUDGET AND FINANCIAL MANAGEMENT SERVICE, UNON</p>	
	17/10/2016


Special Voluntary Trust Fund for the Additional Voluntary Contributions in Support of Approved Activities (Fund code: BHL)	
I. Statement of Financial Performance for the year ended 31 December 2015 (United States Dollars)	
	Total 2015
Revenue	
Voluntary Contributions	2,039,375
Investment Revenue	1,573
Other miscellaneous revenue	7,152
Total Revenue	2,048,100
Expenses	
Employee salaries, allowances and benefits	(6,058)
Non-employee compensation and allowances	2,033
Travel	36,439
Other Operating expenses	4,406
Programme Support costs	5,690
Total expenses	42,510
Surplus/(deficit) for the period	2,005,590
II. Statement of Financial Position as at 31 December 2015 (United States Dollars)	
	Total 2015
Current Assets	
Cash and Cash Equivalents	246,548
Short-term investments	760,297
Voluntary Contributions Receivable	1,282,234
Other Current Assets	16,120
Total Current Assets	2,305,199
Non-Current Assets	
Long-term investments	510,147
Total Non-Current Assets	510,147
Total Assets	2,815,346
Current Liabilities	
Accounts Payable and Accrued Payables	39,818
Total Current Liabilities	39,818
Non current Liabilities	
Total Liabilities	39,818
Net Assets	2,775,528
Total Liabilities & Net assets	2,815,346
III. Statement of Changes in Net Assets for the year ended 31 December 2015 (United States Dollars)	
	Total 2015
Net Assets:	
Accumulated surpluses/ (deficits) - unrestricted	769,938
Net assets at the beginning of the period	769,938
Excess/ (Deficit) of Revenue over expenditure for period	2,005,590
Net assets, end of period	2,775,528
 United Nations Office at Nairobi ACCOUNTS SECTION Budget and Financial Management Service Annette Waweru Chief ACCOUNTS SECTION BUDGET AND FINANCIAL MANAGEMENT SERVICE, UNON	
	19/10/2016

[Handwritten signature]
 19/10/2016

General Trust Fund for Voluntary Contributions to Facilitate the Participation of Parties in the Process of the Convention on Biological Diversity (Fund code: BZL)	
I. Statement of Financial Performance for the year ended 31 December 2015 (United States Dollars)	
	Total 2015
Revenue	
Voluntary Contributions	312,825
Investment Revenue	432
Other miscellaneous revenue	71,147
Refunds to Member States and Donors	(1,553)
Total Revenue	382,851
Expenses	
Travel	77,578
Other Operating expenses	(13,714)
Other expenses	6,805
Programme Support costs	18,767
Total expenses	89,436
Surplus/(deficit) for the period	293,415
II. Statement of Financial Position as at 31 December 2015 (United States Dollars)	
	Total 2015
Current Assets	
Cash and Cash Equivalents	90,636
Short-term investments	279,502
Advance transfers	3,540
Other Current Assets	95,969
Total Current Assets	469,647
Non-Current Assets	
Long-term investments	187,541
Total Non-Current Assets	187,541
Total Assets	657,188
Current Liabilities	
Accounts Payable and Accrued Payables	77,575
Other Liabilities	1,196
Total Current Liabilities	78,771
Non current Liabilities	
Total Liabilities	78,771
Net Assets	578,417
Total Liabilities & Net assets	657,188
III. Statement of Changes in Net Assets for the year ended 31 December 2015 (United States Dollars)	
	Total 2015
Net Assets:	
Accumulated surpluses/ (deficits) - unrestricted	285,002
Net assets at the beginning of the period	285,002
Excess/ (Deficit) of Revenue over expenditure for period	293,415
Net assets, end of period	578,417
 United Nations Office at Nairobi ACCOUNTS SECTION Annette Waweru Management Service Chief ACCOUNTS SECTION BUDGET AND FINANCIAL MANAGEMENT SERVICE, UNON	
	17/10/2016

Special Voluntary Trust Fund for Additional Voluntary Contributions in Support of Approved Activities. (Fund code: BXL)	
I. Statement of Financial Performance for the year ended 31 December 2015 (United States Dollars)	
	Total 2015
Revenue	
Voluntary Contributions	818,293
Investment Revenue	446
Total Revenue	818,739
Expenses	
Employee salaries, allowances and benefits	161,813
Non-employee compensation and allowances	13,130
Other expenses	986
Programme Support costs	18,199
Total expenses	194,128
Surplus/(deficit) for the period	624,611
II. Statement of Financial Position as at 31 December 2015 (United States Dollars)	
	Total 2015
Current Assets	
Cash and Cash Equivalents	147,333
Short-term investments	454,279
Voluntary Contributions Receivable	10,941
Total Current Assets	612,533
Non-Current Assets	
Long-term investments	304,814
Total Non-Current Assets	304,814
Total Assets	917,347
Current Liabilities	
Accounts Payable and Accrued Payables	13,000
Employee Benefits	3,289
Other Liabilities	276,447
Total Current Liabilities	292,736
Non current Liabilities	
Total Liabilities	292,736
Net Assets	624,611
Total Liabilities & Net assets	917,347
III. Statement of Changes in Net Assets for the year ended 31 December 2015 (United States Dollars)	
	Total 2015
Net Assets:	
Net Assets at the beginning of the Period	-
Excess/ (Deficit) of Revenue over expenditure for period	624,611
Total Net Assets	624,611
<p>United Nations Office at Nairobi ACCOUNTS SECTION Budget and Financial Management Service</p> <p><i>Annette Waweru</i> 18/10-16 Annette Waweru Chief ACCOUNTS SECTION BUDGET AND FINANCIAL MANAGEMENT SERVICE, UNON</p> <p style="text-align: right;">18/10/2016</p>	

GTF for Voluntary contributions to facilitate the participation of indigenous and local communities in the work of the convention of Biological Diversity (Fund code: VBL)	
I. Statement of Financial Performance for the year ended 31 December 2015 (United States Dollars)	
	Total 2015
Revenue	
Voluntary Contributions	190,565
Investment Revenue	32
Refunds to Member States and Donors	(14,821)
Total Revenue	175,776
Expenses	
Travel	25,027
Other Operating expenses	(7,244)
Other expenses	432
Programme Support costs	11,222
Total expenses	29,437
Surplus/(deficit) for the period	146,339
II. Statement of Financial Position as at 31 December 2015 (United States Dollars)	
	Total 2015
Current Assets	
Cash and Cash Equivalents	24,133
Short-term Investments	74,420
Other Current Assets	105,541
Total Current Assets	204,094
Non-Current Assets	
Long-term investments	49,935
Total Non-Current Assets	49,935
Total Assets	254,029
Current Liabilities	
Accounts Payable and Accrued Payables	25,027
Other Liabilities	14,822
Total Current Liabilities	39,849
Non current Liabilities	
Total Liabilities	39,849
Net Assets	214,180
Total Liabilities & Net assets	254,029
III. Statement of Changes in Net Assets for the year ended 31 December 2015 (United States Dollars)	
	Total 2015
Net Assets:	
Accumulated surpluses/ (deficits) - unrestricted	67,841
Net assets at the beginning of the period	67,841
Excess/ (Deficit) of Revenue over expenditure for period	146,339
Net assets, end of period	214,180
<p>United Nations Office at Nairobi ACCOUNTS SECTION <i>Annette Waweru</i> 18/10-16 Chief Annette Waweru Manager</p>	
<p>Chief ACCOUNTS SECTION BUDGET AND FINANCIAL MANAGEMENT SERVICE, UNON</p>	
17/10/2016	

Special Voluntary Trust Fund for Facilitating Participation of Developing Country Parties and Small Island Developing States and Economies in Transition (Fund code: BIL)	
I. Statement of Financial Performance for the year ended 31 December 2015 (United States Dollars)	
Total 2015	
Revenue	
Investment Revenue	174
Total Revenue	174
Expenses	
Other Operating expenses	1,285
Programme Support costs	167
Total expenses	1,452
Surplus/(deficit) for the period	(1,278)
II. Statement of Financial Position as at 31 December 2015 (United States Dollars)	
Total 2015	
Current Assets	
Cash and Cash Equivalents	12,016
Short-term investments	37,053
Total Current Assets	49,069
Non-Current Assets	
Long-term investments	24,862
Total Non-Current Assets	24,862
Total Assets	73,931
Current Liabilities	
Total Current Liabilities	-
Non current Liabilities	
Net Assets	73,931
Total Liabilities & Net assets	73,931
III. Statement of Changes in Net Assets for the year ended 31 December 2015 (United States Dollars)	
Total 2015	
Net Assets:	
Accumulated surpluses/ (deficits) - unrestricted	75,209
Net assets at the beginning of the period	75,209
Excess/ (Deficit) of Revenue over expenditure for period	(1,278)
Net assets, end of period	73,931
 United Nations Office at Nairobi ACCOUNTS SECTION <i>Annette Waweru</i> 18/10-16 Budget and Financial Management Service Chief 17/10/2016 ACCOUNTS SECTION BUDGET AND FINANCIAL MANAGEMENT SERVICE, UNON	

Annex XXI

**INDICATORS OF ACHIEVEMENT AND PERFORMANCE FOR THE PROGRAMME BUDGET OF THE
 CONVENTION ON BIOLOGICAL DIVERSITY**

Start date	End Date	Venue	Meeting / Workshop Name	# of Parties	# of Participants	Level of satisfaction	Publications distributed
11-Feb-15	13-Feb-15	Tbilisi, Georgia	Inception Meeting of the Working Group for the development of a methodology for Voluntary Peer-Review of the Convention on Biological Diversity Implementation	n/a	18	n/a	no publications distributed
16-Feb-15	17-Feb-15	Windhoek, Namibia	Southern African Workshop on CBD Implementation and Financial Reporting	10	25	average	https://www.cbd.int/financial/intersec/2015gefworkshops.shtml and UNEP/CBD/COP/13/12

Start date	End Date	Venue	Meeting / Workshop Name	# of Parties	# of Participants	Level of satisfaction	Publications distributed
23-Feb-15	27-Feb-15	Lima, Peru	Sustainable Ocean Initiative (SOI) Capacity-building Workshop for South America	11	54	Excellent	<p>Report of the SOI - uilding Workshop for South America</p> <p>Sustainable Ocean Initiative brochure</p> <p>SOI Action Plan 2015-2020</p> <p>Report of the Expert Workshop to Provide Consolidated Practical Guidance and A Toolkit for Marine Spatial Planning</p> <p>Quick guides to Aichi Biodiversity Targets</p> <p>Scientific criteria for EBSAs</p> <p>One ocean, many worlds of life (CBD booklet for 2012 International Day for Biological Diversity - Marine Biodiversity)</p> <p>EBSA Brochure for the Wider Caribbean and Western Mid-Atlantic</p> <p>Wider Caribbean and Western Mid-Atlantic Regional Workshop to Facilitate the Description of Ecologically or Biologically Significant Marine Areas (EBSAs)</p> <p>Eastern Tropical and Temperate Pacific Regional Workshop to Facilitate the Description of Ecologically or Biologically Significant Marine Areas (EBSAs)</p> <p>Training manual on the description of ecologically or biologically significant marine areas (EBSAs) in the open- ocean waters and deep-sea habitats</p> <p>Identifying Specific Elements for Integrating the Traditional, Scientific, Technical and Technological Knowledge of Indigenous and Local Communities, and Social and Cultural Criteria and Other Aspects for the Application of Scientific Criteria for Identification of Ecologically or Biologically Significant Areas (EBSAs) As Well As the Establishment And Management of Marine Protected Areas</p> <p>Marine Spatial Planning in Practice—Transitioning from Planning to Implementation</p> <p>UNESCO-IOC—Marine Spatial Planning: A Step-by-Step Approach Towards Ecosystem-Based Management</p> <p>Using Scientific Information Related to Ecologically or Biologically Significant Marine Areas (EBSAs) to Implement Marine Spatial Planning and Ecosystem Based Management</p> <p>Marine and Coastal Biodiversity: Revised Voluntary Guidelines for the Consideration of Biodiversity in Environmental Impact Assessments and Strategic Environmental Assessments in Marine and Coastal Areas</p> <p>CBD Protected areas E-learning curricula</p> <p>FAO: Ecosystem Approach to Fisheries Toolbox / Guidelines on Marine Protected Areas and Fisheries / Putting into practice the ecosystem approach to fisheries / Geographic Information Systems to support the ecosystem approach to fisheries</p> <p>CBD Technical Series 78 , 68, 44</p> <p>UNEP-GPA--EBM-markers for assessing progress</p> <p>Conceptos y guía metodológica para el manejo integrado de zonas costeras en Colombia Manuales 1, 2 y 3</p>

Start date	End Date	Venue	Meeting / Workshop Name	# of Parties	# of Participants	Level of satisfaction	Publications distributed
2-Mar-15	3-Mar-15	Managua, Nicaragua	Central American Workshop on CBD Implementation and Financial Reporting	8	20	average	https://www.cbd.int/financial/intersec/2015gefworkshops.shtml and UNEP/CBD/COP/13/12
16-Mar-15	17-Mar-15	Colombo, Sri Lanka	Asian Workshop on CBD Implementation and Financial Reporting	14	30	average	https://www.cbd.int/financial/intersec/2015gefworkshops.shtml and UNEP/CBD/COP/13/12
22-Mar-15	27-Mar-15	Colombo, Sri Lanka	CBD Regional Workshop to Facilitate the Description of Ecologically or Biologically Significant Marine Areas (EBSAs) in the North-East Indian Ocean region, and Training Session on EBSAs	5	24	Excellent	Compilation of Submissions of Scientific Information to Describe Areas Meeting the Scientific Criteria for Ecologically or Biologically Significant Marine Areas in the North-East Indian Ocean Region UNEP/CBD/EBSA/WS/2015/1/3 Data to Inform the CBD North-East Indian Ocean Regional Workshop to Facilitate the Description of Ecologically or Biologically Significant Marine Areas UNEP/CBD/EBSA/WS/2015/1/4 Report of the North-East Indian Ocean Regional Workshop to Facilitate the Description of Ecologically or Biologically Significant Marine Areas Information Note for Participants Template for Submission of Scientific Information to Describe Areas Meeting the Scientific Criteria for Ecologically or Biologically Significant Marine Areas IUCN Joint SSCWCPA Task Force on Marine Mammal Protected Areas-Submission 1 Manta Trust - Submission 1- Mobulid Rays Azores Scientific Criteria and Guidance for identifying ecologically or biologically significant marine areas and designing representative networks of marine protected areas in open ocean waters and deep sea habitats Ecologically or Biologically Significant Marine Areas (EBSAs) Report of the Expert Workshop on Scientific and Technical Guidance on the Use of Biogeographic Classification Systems and Identification of Marine Areas Beyond National Jurisdiction in Need of Protection, Ottawa, 29 September-2 October 2009 Report of the Expert Workshop on Ecological Criteria and Biogeographic Classification Systems for Marine Areas in Need of Protection, Azores, Portugal, 2-4 October 2007 Training Manual for the Description of Ecologically and Biologically Significant Areas (EBSAs) in Open Ocean Waters and Deep-sea Habitats
13-Apr-15	14-Apr-15	Asunción, Paraguay	South American Workshop on CBD Implementation and Financial Reporting	9	22	average	https://www.cbd.int/financial/intersec/2015gefworkshops.shtml and UNEP/CBD/COP/13/12

Start date	End Date	Venue	Meeting / Workshop Name	# of Parties	# of Participants	Level of satisfaction	Publications distributed
19-Apr-15	25-Apr-15	Dubai, United Arab Emirates	CBD Regional Workshop to Facilitate the Description of Ecologically or Biologically Significant Marine Areas (EBSAs) in the North-West Indian Ocean and Adjacent Gulf Areas, and Training Session on EBSAs	14	44	Excellent	<p>Compilation of Submissions of Scientific Information to Describe Areas Meeting the Scientific Criteria for Ebsas in the North-West Indian Ocean and Adjacent Gulf Areas Region</p> <p>Data to Inform the North-West Indian Ocean and Adjacent Gulf Areas Regional Workshop to Facilitate the Description of Ecologically or Biologically Significant Marine Areas</p> <p>Report of the North-West Indian Ocean and Adjacent Gulf Areas Regional Workshop to Facilitate the Description of Ecologically or Biologically Significant Marine Areas</p> <p>Report of the North-West Indian Ocean and Adjacent Gulf Areas Regional Workshop to Facilitate the Description of Ecologically or Biologically Significant Marine Areas</p> <p>Template for Submission of Scientific Information to Describe Areas Meeting the Scientific Criteria for Ecologically or Biologically Significant Marine Areas</p> <p>Azores Scientific Criteria and Guidance for identifying ecologically or biologically significant marine areas and designing representative networks of marine protected areas in open ocean waters and deep sea habitats</p> <p>Ecologically or Biologically Significant Marine Areas (EBSAs)</p> <p>Report of the Expert Workshop on Scientific and Technical Guidance on the Use of Biogeographic Classification Systems and Identification of Marine Areas Beyond National Jurisdiction in Need of Protection, Ottawa, 29 September-2 October 2009</p> <p>Report of the Expert Workshop on Ecological Criteria and Biogeographic Classification Systems for Marine Areas in Need of Protection, Azores, Portugal, 2-4 October 2007</p> <p>Training Manual for the Description of Ecologically and Biologically Significant Areas (EBSAs) in Open Ocean Waters and Deep-sea Habitats</p>
20-Apr-15	21-Apr-15	, Cabo Verde	Western African Workshop on CBD Implementation and Financial Reporting	9	20	average	<p>https://www.cbd.int/financial/intersec/2015gefworkshops.shtml</p> <p>and UNEP/CBD/COP/13/12</p>
4-May-15	4-May-15	Bahamas	Caribbean workshop on CBD Implementation	16	30	average	<p>https://www.cbd.int/financial/intersec/2015gefworkshops.shtml</p> <p>and UNEP/CBD/COP/13/12</p>

Start date	End Date	Venue	Meeting / Workshop Name	# of Parties	# of Participants	Level of satisfaction	Publications distributed
4-May-15	7-May-15	Accra, Ghana	West Africa Regional Workshop of the UN-Water Initiative "Capacity Development to Support National Drought Management Policies"	4	4	n/a	no publications distributed
5-May-15	7-May-15	Mexico City, Mexico	International technical expert workshop on identifying, accessing, compiling and aggregating domestic and international biodiversity-related investments and impacts	18	52	76% rated the workshop high or very high in overall usefulness	Report of the International Technical Expert Workshop on Identifying, Accessing, Compiling and Aggregating Domestic and International Biodiversity-Related Investments and Impacts (Advance copy) The BIOFIN Workbook Decision Adopted by the Conference of the Parties to the Convention on Biological Diversity: XII/3. Resource Mobilization Development of a baseline of biodiversity expenditures in Namibia: Final Report OECD DAC Statistics on Biodiversity-related Development Finance OECD paper on Biodiversity Policy Response Indicators to contribute to monitoring progress towards Aichi Target 3 (on incentives) and Target 20 (on resource mobilisation)
18-May-15	19-May-15	Libreville, Gabon	Western African Workshop on CBD Implementation and Financial Reporting	18	19	average	https://www.cbd.int/financial/intersec/2015gefworkshops.shtml and UNEP/CBD/COP/13/12
18-May-15	21-May-15	St. John's, Antigua and Barbuda	Sub-regional Capacity-building Workshop on Resource Mobilization for CARICOM member States	11	35	92% rated the overall usefulness of the workshop a 4 or 5 (out of a 5 point rating system, 5 being the highest)	Report of the Subregional Capacity-Building Workshop on Sustainable Finance and Resource Mobilization for CARICOM Member States Coastal Capital Ecosystem Valuation for Decision Making in the Caribbean Coastal Capital: Ecosystem Valuation for Decision Making in the Caribbean Process Checklist (May 2014 version) CBD Technical Series No. 77: Ecosystem Natural Capital Accounts: A Quick Start Package Guidance Manual on Valuation and Accounting of Ecosystem Services for Small Island Developing States
27-May-15	28-May-15	Guatemala City, Guatemala	Pacific Central American Expert Workshop for Marine Conservation and Sustainability	6	21	Excellent	Report on the Pacific Central American Expert Workshop for Marine Conservation and Sustainability Estrategia Regional CCAD Information Note for Participants Lista de iniciativas regionales existentes en el área de conservación marina en Centroamérica List of Regional Marine Conservation Initiatives in Central America

Start date	End Date	Venue	Meeting / Workshop Name	# of Parties	# of Participants	Level of satisfaction	Publications distributed
8-Jun-15	10-Jun-15	Panajachel, Guatemala	International Training Workshop on Community-based Monitoring, Indicators on Traditional Knowledge and Customary Sustainable Use and Community Protocols, within the Strategic Plan for Biodiversity 2011-2020	31	74	High	Text of the CBD Nagoya Protocol on Access to Genetic The Akwé: Kon Voluntary Guidelines The Tkarihwaié:ri Code of Ethical Conduct Strategic Plan for Biodiversity 2011-2020 and the Aichi Targets
11-Jun-15	13-Jun-15	Panajachel, Guatemala	Dialogue Workshop on Assessment of Collective Action of Indigenous Peoples and Local Communities in Biodiversity Conservation and Resource Mobilization	31	74	High	Text of the CBD Nagoya Protocol on Access to Genetic The Akwé: Kon Voluntary Guidelines The Tkarihwaié:ri Code of Ethical Conduct Strategic Plan for Biodiversity 2011-2020 and the Aichi Targets
14-Jun-15	15-Jun-15	Panajachel, Guatemala	Expert Meeting on the Repatriation of Traditional Knowledge Relevant to the Conservation and Sustainable Use of Biological Diversity	17	17	High	The revised programme of work on Article 8(j) and related provisions (decision X/43),
22-Jun-15	23-Jun-15	, Georgia	Eastern European Workshop on CBD Implementation and Financial Reporting	10	20	average	https://www.cbd.int/financial/intersec/2015gefworkshops.shtml and UNEP/CBD/COP/13/12
7-Sep-15	7-Sep-15	Jordan	Middle East and North Africa Workshop on CBD Implementation	14	26	average	https://www.cbd.int/financial/intersec/2015gefworkshops.shtml and UNEP/CBD/COP/13/12
19-Jul-15	19-Jul-15	Uganda	Eastern African Workshop on CBD Implementation	14	28	average	https://www.cbd.int/financial/intersec/2015gefworkshops.shtml and UNEP/CBD/COP/13/12

Start date	End Date	Venue	Meeting / Workshop Name	# of Parties	# of Participants	Level of satisfaction	Publications distributed
11-Sep-15	15-Sep-15	Yeosu, Republic of Korea	Sustainable Ocean Initiative (SOI) Training of Trainers Workshop	12	30	Excellent	<p>Report of the Sustainable Ocean Initiative Training of Trainers Workshop</p> <p>CBD Technical Series 76: Integrated Coastal Management for the Achievement of the Aichi Biodiversity Targets: Practical Guidance for Implementation Based on Experience and Lessons Learned from Coastal and Ocean Governance in the Seas of East Asia</p> <p>Sustainable Ocean Initiative brochure</p> <p>SOI Action Plan 2015-2020</p> <p>Report of the Expert Workshop to Provide Consolidated Practical Guidance and A Toolkit for Marine Spatial Planning</p> <p>Quick guides to Aichi Biodiversity Targets</p> <p>EBSA Website</p> <p>Scientific criteria for EBSAs</p> <p>One ocean, many worlds of life (CBD booklet for 2012 International Day for Biological Diversity - Marine Biodiversity)</p> <p>EBSA Brochure for the Wider Caribbean and Western Mid-Atlantic</p> <p>Training manual on the description of ecologically or biologically significant marine areas (EBSAs) in the open- ocean waters and deep-sea habitats</p> <p>Identifying Specific Elements for Integrating the Traditional, Scientific, Technical and Technological Knowledge of Indigenous and Local Communities, and Social and Cultural Criteria and Other Aspects for the Application of Scientific Criteria for Identification of Ecologically or Biologically Significant Areas (EBSAs) As Well As the Establishment And Management of Marine Protected Areas</p> <p>Marine Spatial Planning in Practice—Transitioning from Planning to Implementation</p> <p>UNESCO-IOC—Marine Spatial Planning: A Step-by-Step Approach Towards Ecosystem-Based Management</p> <p>Using Scientific Information Related to Ecologically or Biologically Significant Marine Areas (EBSAs) to Implement Marine Spatial Planning and Ecosystem Based Management</p> <p>Marine and Coastal Biodiversity: Revised Voluntary Guidelines for the Consideration of Biodiversity in Environmental Impact Assessments and Strategic Environmental Assessments in Marine and Coastal Areas</p> <p>CBD Protected areas E-learning curricula</p> <p>FAO: Ecosystem Approach to Fisheries Toolbox / Guidelines on Marine Protected Areas and Fisheries / Putting into practice the ecosystem approach to fisheries / Geographic Information Systems to support the ecosystem approach to fisheries</p> <p>MPA Agency Partnership—Marine Protected Areas Agencies: A Practical Guide</p> <p>CBD Technical Series 44, 68, 78</p> <p>UNEP-GPA--EBM-markers for assessing progress</p>

Start date	End Date	Venue	Meeting / Workshop Name	# of Parties	# of Participants	Level of satisfaction	Publications distributed
14-Sep-15	15-Sep-15	Geneva, Switzerland	Ad hoc Technical Expert Group on Indicators for the Strategic Plan for Biodiversity 2011-2020	15	33	n/a	See list of official documents (4) and information documents (15) at: https://www.cbd.int/doc/?meeting=ID-AHTEG-2015-01 The report of the meeting is at: https://www.cbd.int/doc/meetings/ind/id-ahteg-2015-01/official/id-ahteg-2015-01-03-en.doc
15-Sep-15	18-Sep-15	Yanji, Jilin Province, China	Capacity-building Workshop for East Asia and Southeast Asia on achieving Aichi Biodiversity Targets 11 and 12	12	12	Number of countries that submitted information on the status of Aichi Biodiversity Target 11: 11 / Number of countries that submitted their priority action to achieve Aichi Biodiversity Target 11 in the next 4 years: 7	Country data including NBSAPs, 5th NRs, Target 11 and Target 12 dossiers and questionnaires submitted for all participating countries of the region. Tools include PA e modules (16 in number); all available tools related to PAs such as -, publications, case studies, guidelines , best practices etc (more than 1500 in number) IUCN PA volumes ; COP decisions related to PAs, and information on SDGs etc.
16-Sep-15	18-Sep-15	New Delhi, India	Subregional Capacity-Building Workshop on Financial Reporting and Resource Mobilization for South Asia	8	20	Average rating of 4.1 for the overall usefulness of the workshop (out of a 5 point rating system, 5 being the	Report on the Capacity-Building Programme on Financial Reporting and Resource Mobilization Decision Adopted by the Conference of the Parties to the Convention on Biological Diversity: XII/3. Resource mobilization Report of the International Technical Expert Workshop on Identifying, Accessing, Compiling and Aggregating Domestic and International Biodiversity-Related Investments and Impacts (Advance copy) Financial Reporting under the Convention on Biological Diversity
21-Sep-15	25-Sep-15	Montreal, Canada	Meeting of the Ad Hoc Technical Expert Group on Synthetic Biology	23	40	n/a	no publications distributed

Start date	End Date	Venue	Meeting / Workshop Name	# of Parties	# of Participants	Level of satisfaction	Publications distributed
28-Sep-15	30-Sep-15	Apia, Samoa	Sustainable Ocean Initiative (SOI) National Capacity Development Workshop for Samoa	1	37	Excellent	<p>Report of the SOI National Capacity Development Workshop for Samoa</p> <p>Sustainable Ocean Initiative brochure</p> <p>SOI Action Plan 2015-2020</p> <p>Report of the Expert Workshop to Provide Consolidated Practical Guidance and A Toolkit for Marine Spatial Planning</p> <p>Quick guides to Aichi Biodiversity Targets</p> <p>EBSA Website</p> <p>Scientific criteria for EBSAs</p> <p>One ocean, many worlds of life (CBD booklet for 2012 International Day for Biological Diversity - Marine Biodiversity)</p> <p>EBSA Brochure for the Wider Caribbean and Western Mid-Atlantic</p> <p>Training manual on the description of ecologically or biologically significant marine areas (EBSAs) in the open- ocean waters and deep-sea habitats</p> <p>Identifying Specific Elements for Integrating the Traditional, Scientific, Technical and Technological Knowledge of Indigenous and Local Communities, and Social and Cultural Criteria and Other Aspects for the Application of Scientific Criteria for Identification of Ecologically or Biologically Significant Areas (EBSAs) As Well As the Establishment And Management of Marine Protected Areas</p> <p>Marine Spatial Planning in Practice—Transitioning from Planning to Implementation</p> <p>UNESCO-IOC—Marine Spatial Planning: A Step-by-Step Approach Towards Ecosystem-Based Management</p> <p>Using Scientific Information Related to Ecologically or Biologically Significant Marine Areas (EBSAs) to Implement Marine Spatial Planning and Ecosystem Based Management</p> <p>Marine and Coastal Biodiversity: Revised Voluntary Guidelines for the Consideration of Biodiversity in Environmental Impact Assessments and Strategic Environmental Assessments in Marine and Coastal Areas</p> <p>CBD Protected areas E-learning curricula</p> <p>FAO: Ecosystem Approach to Fisheries Toolbox / Guidelines on Marine Protected Areas and Fisheries / Putting into practice the ecosystem approach to fisheries / Geographic Information Systems to support the ecosystem approach to fisheries</p> <p>MPA Agency Partnership—Marine Protected Areas Agencies: A Practical Guide</p> <p>CBD Technical Series 78, 68, 44, 76</p> <p>UNEP-GPA--EBM-markers for assessing progress</p>

Start date	End Date	Venue	Meeting / Workshop Name	# of Parties	# of Participants	Level of satisfaction	Publications distributed
28-Sep-15	1-Oct-15	Curitiba, Paraná, Brazil	Capacity-building Workshop for Latin America and the Caribbean on achieving Aichi Biodiversity Targets 11 and 12	24	24	Number of countries that submitted information on the status of Aichi Biodiversity Target 11: 21 / Number of countries that submitted their priority action to achieve Aichi Biodiversity Target 11 in the next 4 years: 24	Country data including NBSAPs, 5th NRs, Target 11 and Target 12 dossiers and questionnaires submitted for all participating countries of the region. Tools include PA e modules (16 in number); all available tools related to PAs such as -, publications, case studies, guidelines , best practices etc (more than 1500 in number) IUCN PA volumes ; COP decisions related to PAs, and information on SDGs etc.
28-Sep-15	2-Oct-15	Sandton, Johannesburg, South Africa	Technical workshop on ecosystem-based approaches to climate change adaptation and disaster risk reduction	28	50	n/a	Synthesis Report on Experiences with Ecosystem-Based Approaches to Climate Change Adaptation and Disaster Risk Reduction (Draft of UNEP/CBD/SBSTTA/20/INF/2)
5-Oct-15	6-Oct-15	Avarua, Cook Islands	Sub-regional Capacity-building Workshop on Financial Reporting and Resource Mobilization for the Pacific Region	4	4	n/a	Report on the Capacity-Building Programme on Financial Reporting and Resource Mobilization Decision Adopted by the Conference of the Parties to the Convention on Biological Diversity: XII/3. Resource mobilization Report of the International Technical Expert Workshop on Identifying, Accessing, Compiling and Aggregating Domestic and International Biodiversity-Related Investments and Impacts (Advance copy) Financial Reporting under the Convention on Biological Diversity: Webinar for the Pacific region, 28 September 2015

Start date	End Date	Venue	Meeting / Workshop Name	# of Parties	# of Participants	Level of satisfaction	Publications distributed
5-Oct-15	9-Oct-15	Accra, Ghana	Capacity-building workshop for West Africa on ecosystem restoration to support achievement of the Aichi Biodiversity Targets	15	58	Participants were very pleased with the workshop as reported in an evaluation, with all responses ranging from 3.6 to 4.2 out of 5. Verbal accounts indicated that participants appreciated the opportunity to work directly with their counterparts in other sectors (biodiversity and forestry). Details are in the workshop report (https://www.cbd.int/doc/?meeting=ECRWS-2015-01).	A large amount of documents and background materials was shared with the participants on USB keys. Materials consisted of: CBD COP decisions, information documents from COP, GBO 4, Country-level dossiers of information on status and plans on implementation of Target 5 and 15 prepared by the Secretariat, A regional summary of status of implementation of Targets 5 and 15, thematic and technical information on implementing ecological restoration, detailed USGS mapping of West Africa, the IUCN Restoration Opportunities Assessment Methodology, information on gender and restoration, SER primer, FAO FRA 2015 data, technical documents from FAO including on Financing for FLR.

Start date	End Date	Venue	Meeting / Workshop Name	# of Parties	# of Participants	Level of satisfaction	Publications distributed
13-Oct-15	16-Oct-15	Swakopmund, Namibia	Sustainable Ocean Initiative (SOI) National Capacity Development Workshop for Namibia	1	47	Excellent	<p>Report of SOI National Capacity Development Workshop for Namibia</p> <p>Sustainable Ocean Initiative brochure</p> <p>SOI Action Plan 2015-2020</p> <p>Report of the Expert Workshop to Provide Consolidated Practical Guidance and A Toolkit for Marine Spatial Planning</p> <p>Quick guides to Aichi Biodiversity Targets</p> <p>EBSA Website</p> <p>Scientific criteria for EBSAs</p> <p>One ocean, many worlds of life (CBD booklet for 2012 International Day for Biological Diversity - Marine Biodiversity)</p> <p>EBSA Brochure for the Wider Caribbean and Western Mid-Atlantic</p> <p>Training manual on the description of ecologically or biologically significant marine areas (EBSAs) in the open- ocean waters and deep-sea habitats</p> <p>(EBSAs) As Well As the Establishment And Management of Marine Protected Areas</p> <p>Marine Spatial Planning in Practice—Transitioning from Planning to Implementation</p> <p>UNESCO-IOC—Marine Spatial Planning: A Step-by-Step Approach Towards Ecosystem-Based Management</p> <p>Using Scientific Information Related to Ecologically or Biologically Significant Marine Areas (EBSAs) to Implement Marine Spatial Planning and Ecosystem Based Management</p> <p>Marine and Coastal Biodiversity: Revised Voluntary Guidelines for the Consideration of Biodiversity in Environmental Impact Assessments and Strategic Environmental Assessments in Marine and Coastal Areas</p> <p>CBD Protected areas E-learning curricula</p> <p>FAO Ecosystem Approach to Fisheries Toolbox</p> <p>FAO: Guidelines on Marine Protected Areas and Fisheries</p> <p>FAO: Putting into practice the ecosystem approach to fisheries</p> <p>FAO: Geographic Information Systems to support the ecosystem approach to fisheries</p> <p>MPA Agency Partnership—Marine Protected Areas Agencies: A Practical Guide</p> <p>CBD Technical Series 78, 68, 44, 76</p> <p>Strategic Environmental Assessment</p> <p>Environmental Impact Assessment Review</p> <p>A Strategic Advocacy Role in SEA for Sustainability</p> <p>Strategic Environmental Assessment Better Practice Guide- methodological guidance for strategic thinking in SEA</p>

Start date	End Date	Venue	Meeting / Workshop Name	# of Parties	# of Participants	Level of satisfaction	Publications distributed
26-Oct-15	27-Oct-15	San Jose, Costa Rica	Sub-regional Capacity-building Workshop on Financial Reporting and Resource Mobilization for Spanish-speaking Central American and Caribbean Countries	8	15	Average rating of 4.6 for the overall usefulness of the workshop (out of a 5 point rating system, 5 being the	Report on the Capacity-Building Programme on Financial Reporting and Resource Mobilization Decision Adopted by the Conference of the Parties to the Convention on Biological Diversity: XII/3. Resource mobilization Report of the International Technical Expert Workshop on Identifying, Accessing, Compiling and Aggregating Domestic and International Biodiversity-Related Investments and Impacts (Advance copy) Clasificación de las actividades ambientales
28-Oct-15	30-Oct-15	Montreal, Canada	Expert Meeting on alien species in wildlife trade, experiences in the use of biological control agents and development of decision support tools for management of invasive alien species	20	27	n/a	Summary Synthesis of Information on the Use of Biological Control Agents Against Invasive Alien Species Addressing Risks in Wildlife Trade As Pets, Aquarium and Terrarium Species, and As Live Bait and Live Food Methods of Alerting Suppliers and Potential Buyers to the Risk Posed by Invasive Alien Species Sold Via E-Commerce Development of Decision Support Tools Report of the Expert Meeting on Alien Species in Wildlife Trade, Experiences in the Use of Biological Control Agents and Development of Decision Support Tools for Management of Invasive Alien Species
30-Oct-15	31-Oct-15	Montreal, Canada	Meeting of the Informal Advisory Committee to the Clearing-House Mechanism	9	11	n/a	n/a
31-Oct-15	1-Nov-15	Montreal, Canada	Expert workshop on the contribution of science to the work of the Convention on Biological Diversity				Brief Guides: Botanical / Agriculture / Cosmetic / Industrial Biotechnology / Pharmaceutical / Food and beverage policy / Implementing the Nagoya Protocol Biotechnology factsheet Implementing the NP scientific, technological & industry change factsheet Agriculture factsheet Food and beverage policy factsheet Pharmaceutical factsheet Biodv & livelihoods - REDD Plus CBD programme of work on forest Biodv & forest manag. In congo GBO 4 - Full Strategic Plan / Aichi Targets Brochure Nagoya Protocol Text TS 7, 43, 44, 47, 59, 77 ABS info kit
2-Nov-15	5-Nov-15	Montreal, Canada	Nineteenth meeting of the Subsidiary Body on Scientific, Technical and Technological Advice	103	401	n/a	

Start date	End Date	Venue	Meeting / Workshop Name	# of Parties	# of Participants	Level of satisfaction	Publications distributed
4-Nov-15	7-Nov-15	Montreal, Canada	Ninth meeting of the Ad Hoc Open-ended Working Group on Article 8(j) and Related Provisions of the Convention on Biological Diversity	96	342	n/a	Akwé: Kon Guidelines The Tkarihwaie : RI Code of ethical conduct to ensure respect for the cultural and intellectual heritage of Indigenous and Local Communities Addis Ababa Principles and Guidelines
7-Dec-15	10-Dec-15	New delhi, India	Capacity-building Workshop for South, Central and West Asia on achieving Aichi Biodiversity Targets 11 and 12	16	16	Number of countries that submitted information on the status of Aichi Biodiversity Target 11: 14 / Number of countries that submitted their priority action to achieve Aichi Biodiversity Target 11 in the next 4 years: 13	Country data including NBSAPs, 5th NRs, Target 11 and Target 12 dossiers and questionnaires submitted for all participating countries of the region. Tools include PA e modules (16 in number); all available tools related to PAs such as -, publications, case studies, guidelines , best practices etc (more than 1500 in number) IUCN PA volumes ; COP decisions related to PAs, and information on SDGs etc.
14-Dec-15	18-Dec-15	Saint John's, Antigua and Barbuda	Regional Capacity-Building Workshop for the Caribbean Region on Traditional Knowledge and Customary sustainable use under the Convention on Biological Diversity	5	28	High	Factsheets on ABS Factsheets on ratification Factsheets on Nagoya Protocol Factsheets on Aichi Biodiversity Targets Summary GBO 4
25-Jan-16	29-Jan-16	Nairobi, Kenya	Regional Training Capacity-Building Workshop for the African Region on Community Protocols, Indicators on Traditional Knowledge and Customary Sustainable Use of Biodiversity under the CBD	20	34	High	Factsheets on ABS Factsheets on ratification Factsheets on Nagoya Protocol Factsheets on Aichi Biodiversity Targets Summary GBO 4

Start date	End Date	Venue	Meeting / Workshop Name	# of Parties	# of Participants	Level of satisfaction	Publications distributed
8-Feb-16	11-Feb-16	Geneva, Switzerland	Workshop on synergies among the biodiversity-related conventions	39 Parties of the seven conventions	73	76%	<ul style="list-style-type: none"> - UNEP (2015) Elaboration of options for enhancing synergies among biodiversity-related conventions - UNEP (2015). Sourcebook of opportunities for enhancing cooperation among the Biodiversity-related Conventions at national and regional levels. United Nations Environment Programme (UNEP) - UNEP-WCMC (2015). Mapping Multilateral Environmental Agreements to the Aichi Biodiversity Targets. UNEP-WCMC, Cambridge - Erho, N (2009). Possibilities of enhancing co-operation and co-ordination among MEAs in the biodiversity cluster. Nordic Council of Ministers, Copenhagen, Denmark - Annotation to the provisional agenda and other meeting documents available at: https://www.cbd.int/doc/?meeting=BRCWS-2016-01
16-Mar-16	18-Mar-16	Bern, Switzerland	Second meeting of the informal working group for the development of a voluntary peer review process for the Convention on Biological Diversity	n/a	10	n/a	no publications distributed
21-Mar-16	23-Mar-16	Bogis-Bossey, Switzerland	“Friends of the CBD” workshop on mechanisms to support review of implementation of the Convention	26	48	n/a	n/a
21-Mar-16	24-Mar-16	Entebbe, Uganda	Capacity-building workshop for Africa on achieving Aichi Biodiversity Targets 11 and 12	42	42	Number of countries that submitted information on the status of Aichi Biodiversity Target 11: 36 / Number of countries that submitted their priority action to achieve Aichi Biodiversity Target 11 in the next 4 years: 31	Country data including NBSAPs, 5th NRs, Target 11 and Target 12 dossiers and questionnaires submitted for all participating countries of the region. Tools include PA e modules (16 in number); all available tools related to PAs such as -, publications, case studies, guidelines , best practices etc (more than 1500 in number) IUCN PA volumes ; COP decisions related to PAs, and information on SDGs etc.

Start date	End Date	Venue	Meeting / Workshop Name	# of Parties	# of Participants	Level of satisfaction	Publications distributed
4-Apr-16	24-Mar-16	Bogotá, Colombia	Capacity-building workshop for Latin America on the restoration of forests and other ecosystems to support the achievement of the Aichi Biodiversity Targets	17	69	A majority of responses and verbal evaluations of the workshop were very positive. Verbal accounts indicated that participants appreciated the opportunity to work directly with their counterparts in other sectors (biodiversity and forestry).	A large amount of documents and background materials was shared with the participants on USB keys. Materials consisted of: CBD COP decisions, information documents from COP, GBO 4, Country-level dossiers of information on status and plans on implementation of Target 5 and 15 prepared by the Secretariat, National Reports and NBSAPs, A regional summary of status of implementation of Targets 5 and 15, thematic and technical information on implementing ecological restoration, the IUCN Restoration Opportunities Assessment Methodology, information on gender and restoration, guidance documents, FAO FRA 2015 data, technical documents from ITTO and FAO (including on: Financing, Policy and governance, Climate Change, Forestry, and Land Use), documents on Initiative 20x20, information on valuation and economics of restoration.
4-Apr-16	8-Apr-16	Belgrade, Serbia	Regional Workshop for Central and Eastern Europe and Western Asia on the Clearing-House Mechanism	11	14	High	n/a

Start date	End Date	Venue	Meeting / Workshop Name	# of Parties	# of Participants	Level of satisfaction	Publications distributed
24-Apr-16	25-Apr-16	Montreal, Canada	Technical Workshop on Monitoring of Marine and Coastal Biodiversity	32	69	Excellent	Measuring Success: Indicators for the Regional Seas Conventions and Action Plans Using ecologically or biologically significant marine areas (EBSAs) to implement marine spatial planning Planning and networking for ecosystem based management of large marine ecosystems First Global Integrated Marine Assessment (First World Ocean Assessment) GOOS Biology and Ecosystems Expert Panel: April 2016 Understanding Biodiversity in the Marine Realm in Support of the CBD: The GEO BON Marine Biodiversity Observation Network (MBON) and a Pilot Pole-to-Pole Effort Expert Meeting on Improving Progress Reporting and Working Towards Implementation of Aichi Biodiversity Target 6 Results of efforts by the Convention on Biological Diversity to describe ecologically or biologically significant marine areas Report of the Regional Workshop to Facilitate the Description of Ecologically or Biologically Significant Marine Areas in the Seas of East Asia Report of the North-West Indian Ocean and Adjacent Gulf Areas Regional Workshop to Facilitate the Description of Ecologically or Biologically Significant Marine Areas Report of the North-East Indian Ocean Regional Workshop to Facilitate the Description of Ecologically or Biologically Significant Marine Areas Report of the Mediterranean Regional Workshop to Facilitate the Description of Ecologically or Biologically Significant Marine Areas Report of the North-West Atlantic Regional Workshop to Facilitate the Description of Ecologically or Biologically Significant Marine Areas Report of the Arctic Regional Workshop to Facilitate the Description of Ecologically or Biologically Significant Marine Areas Report of the South-Eastern Atlantic Regional Workshop to Facilitate the Description of Ecologically or Biologically Significant Marine Areas Report of the North Pacific Regional Workshop to Facilitate the Description of Ecologically or Biologically Significant Marine Areas Report of the Eastern Tropical and Temperate Pacific Regional Workshop to Facilitate the Description of Ecologically or Biologically Significant Marine Areas Report of the Southern Indian Ocean Regional Workshop to Facilitate the Description of Ecologically or Biologically Significant Marine Areas Report of the Wider Caribbean and Western Mid-Atlantic Regional Workshop to Facilitate the Description of Ecologically or Biologically Significant Marine Areas Report of the Western South Pacific Regional Workshop to Facilitate the Description of Ecologically or Biologically Significant Marine Areas

Start date	End Date	Venue	Meeting / Workshop Name	# of Parties	# of Participants	Level of satisfaction	Publications distributed
25-Apr-16	30-Apr-16	Montreal, Canada	Twentieth meeting of the Subsidiary Body on Scientific, Technical and Technological Advice	108	504	n/a	n/a
1-May-16	2-May-16	Montreal, Canada	Training on the ABS Clearing-House	9	14	n/a	n/a
1-May-16	1-May-16	Montreal, Canada	Meeting of the Informal Advisory Committee to the Clearing-House Mechanism	8	10	n/a	n/a
2-May-16	6-May-16	Montreal, Canada	First meeting of the Subsidiary Body on Implementation	110	459	n/a	Resourcing the Aichi Biodiversity Targets : An assessment of benefits, investments and resource needs for implementing the Strategic Plan for Biodiversity 2011-2020 : Executive Summary Resourcing the Aichi Biodiversity Targets : An assessment of benefits, investments and resource needs for implementing the Strategic Plan for Biodiversity 2011-2020 : Full report CBD text / COP 12 decisions / GBO4 full / GBO4 Summaries / Cartagena Protocol Text / T.S. 77
23-May-16	27-May-16	Panama City, Panama	Regional Training Workshop for the Latin American and Caribbean Region on Community Protocols, Indicators on Traditional Knowledge and Customary Sustainable Use of Biodiversity under the CBD	17	55	High	Factsheets on ABS / Factsheets on ratification / Factsheets on Nagoya Protocol / Factsheets on Aichi Biodiversity Targets Summary GBO 4
1-Jun-16	3-Jun-16	Beijing, China	Workshop for Asia on updating National Biodiversity Strategies and Action Plans and the preparation of the Fifth National Report	10	21	workshop participants were very satisfied (4.5 out of 5) with the workshop	The booklet of the Strategic Plan for Biodiversity 2011-2020 GBO 4 CBD Technical Series No. 78 and 81.
13-Jun-16	17-Jun-16	Nadi, Fiji	Regional workshop for the Pacific on the Clearing-House Mechanism	10	15	high	n/a

Start date	End Date	Venue	Meeting / Workshop Name	# of Parties	# of Participants	Level of satisfaction	Publications distributed
14-Jun-16	17-Jun-16	Minsk, Belarus	Capacity-building workshop for Central and Eastern Europe on achieving Aichi Biodiversity Targets 11 and 12	17	17	Number of countries that submitted information on the status of Aichi Biodiversity Target 11: 14 / Number of countries that submitted their priority action to achieve Aichi Biodiversity Target 11 in the next 4 years: 13	Country data including NBSAPs, 5th NRs, Target 11 and Target 12 dossiers and questionnaires submitted for all participating countries of the region. Tools include PA e modules (16 in number); all available tools related to PAs such as -, publications, case studies, guidelines , best practices etc (more than 1500 in number) IUCN PA volumes ; COP decisions related to PAs, and information on SDGs etc.
27-Jun-16	1-Jul-16	Bangkok, Thailand	Capacity-building workshop for selected subregions of Asia on the restoration of forests and other ecosystems to support the achievement of the Aichi Biodiversity Targets	18	51	Participants agreed or strongly agreed that their capacity and knowledge of natural ecosystem conservation and restoration techniques, planning and implementation, as well as knowledge in specific themes, has increased. Verbal accounts indicated that participants appreciated the opportunity to work directly with their counterparts in other sectors (biodiversity and forestry).	A large amount of documents and background materials was shared with the participants on USB keys. Materials consisted of: CBD COP decisions, information documents from COP, GBO 4, Country-level dossiers of information on status and plans on implementation of Target 5 and 15 prepared by the Secretariat, National Reports, NBSAPs and NDCs, A regional summary of status of implementation of Targets 5 and 15, thematic and technical information on implementing ecological restoration, the IUCN Restoration Opportunities Assessment Methodology, information on gender and restoration, guidance documents, FAO FRA 2015 data, technical documents from FAO including on Financing, the SER primer, and the Assessment of Progress Towards the APEC 2020 Forest Cover Goal.

Start date	End Date	Venue	Meeting / Workshop Name	# of Parties	# of Participants	Level of satisfaction	Publications distributed
11-Jul-16	13-Jul-16	Nadi, Fiji	Capacity-building workshop for Pacific on achieving Aichi Biodiversity Targets 11 and 12	13	13	Number of countries that submitted information on the status of Aichi Biodiversity Target 11: 11 / Number of countries that submitted their priority action to achieve Aichi Biodiversity Target 11 in the next 4 years: 11	Country data including NBSAPs, 5th NRs, Target 11 and Target 12 dossiers and questionnaires submitted for all participating countries of the region. Tools include PA e modules (16 in number); all available tools related to PAs such as -, publications, case studies, guidelines , best practices etc (more than 1500 in number) IUCN PA volumes ; COP decisions related to PAs, and information on SDGs etc.
18-Jul-16	22-Jul-16	Yeosu, Republic of Korea	Sustainable Ocean Initiative (SOI) Training of Trainers Workshop	14	38	Excellent	<p>Report of the Expert Workshop to Provide Consolidated Practical Guidance and A Toolkit for Marine Spatial Planning</p> <p>Quick guides to Aichi Biodiversity Targets</p> <p>EBSA Website / Brochure for the Western South Pacific / Brochure for the Wider Caribbean and Western Mid-Atlantic</p> <p>One ocean, many worlds of life (CBD booklet for 2012 International Day for Biological Diversity - Marine Biodiversity)</p> <p>Training manual on the description of ecologically or biologically significant marine areas (EBSAs) in the open-ocean waters and deep-sea habitats</p> <p>Identifying Specific Elements for Integrating the Traditional, Scientific, Technical and Technological Knowledge of Indigenous and Local Communities, and Social and Cultural Criteria and Other Aspects for the Application of Scientific Criteria for Identification of Ecologically or Biologically Significant Areas (EBSAs) As Well As the Establishment And Management of Marine Protected Areas</p> <p>Marine Spatial Planning in Practice—Transitioning from Planning to Implementation</p> <p>UNESCO-IOC—Marine Spatial Planning: A Step-by-Step Approach Towards Ecosystem-Based Management</p> <p>Using Scientific Information Related to Ecologically or Biologically Significant Marine Areas (EBSAs) to Implement Marine Spatial Planning and Ecosystem Based Management</p> <p>Marine and Coastal Biodiversity: Revised Voluntary Guidelines for the Consideration of Biodiversity in Environmental Impact Assessments and Strategic Environmental Assessments in Marine and Coastal Areas</p> <p>CBD Protected areas E-learning curricula</p> <p>FAO: Ecosystem Approach to Fisheries Toolbox / Guidelines on Marine Protected Areas and Fisheries / Putting into practice the ecosystem approach to fisheries / Geographic Information Systems to support the ecosystem approach to fisheries</p> <p>MPA Agency Partnership—Marine Protected Areas Agencies: A Practical Guide</p> <p>CBD Technical Series 78: Progress Towards the Aichi Biodiversity Targets: An assessment of biodiversity trends, policy scenarios and key actions</p> <p>CBD Technical Series 68: Marine spatial planning in the context of the Convention on Biological Diversity</p> <p>CBD Technical Series 44: Making protected areas relevant: A guide to integrate protected areas into wider landscapes, seascapes and sectoral plans and strategies</p> <p>UNEP-GPA--EBM-markers for assessing progress</p>

Start date	End Date	Venue	Meeting / Workshop Name	# of Parties	# of Participants	Level of satisfaction	Publications distributed
25-Jul-16	22-Jul-16	Mexico City, Mexico	Ad Hoc Technical Expert Group on Risk Assessment and Risk Management	17	20	n/a	no publications distributed
28-Jul-16	29-Jul-16	Montreal, Canada	Meeting of the Informal Advisory Committee on Communication, Education and Public Awareness	14	10	n/a	GBO 4 Executive Summary Strategic Plan for Biodiversity 2011-2020 and the Aichi Targets Quick Guide to the Aichi Biodiversity Targets
1-Aug-16	5-Aug-16	Bangkok, Thailand	Asia regional joint preparatory meeting for the seventeenth meeting of the Conference of the Parties to the Convention on International Trade in Endangered Species of Wild Fauna and Flora and the thirteenth meeting of the Conference of the Parties to the Convention on Biological Diversity and the associated meetings of the Parties to the Protocols of the Convention on Biological Diversity	26	71	n/a	State of Biodiversity in Asia and the Pacific - A Mid-term Review of Progress Towards the Aichi Biodiversity Targets State of Biodiversity in West Asia - A Mid-term Review of Progress Towards the Aichi Biodiversity Targets Annotation to the provisional agenda and other meeting documents available at: https://www.cbd.int/doc/?meeting=PREPCOP-2016-01
			Note: Funds related to this activity were managed by the Secretariat of the Convention on International Trade in Endangered Species of Wild Fauna and Flora (CITES). Administration and organization of participants' travels for this activity were managed by UNEP Regional Office for Asia and the Pacific (ROAP) and Regional Office West Asia (ROWA).				

Start date	End Date	Venue	Meeting / Workshop Name	# of Parties	# of Participants	Level of satisfaction	Publications distributed
8-Aug-16	12-Aug-16	Addis Ababa, Ethiopia	<p>Africa regional joint preparatory meeting for the seventeenth meeting of the Conference of the Parties to the Convention on International Trade in Endangered Species of Wild Fauna and Flora and the thirteenth meeting of the Conference of the Parties to the Convention on Biological Diversity and the associated meetings of the Parties to the Protocols of the Convention on Biological Diversity</p> <p>Note: Funds related to this activity were managed by the Secretariat of the Convention on International Trade in Endangered Species of Wild Fauna and Flora (CITES). Administration and organization of participants' travels for this activity were managed by UNEP Regional Office for Africa.</p>	43	116	n/a	<p>State of Biodiversity in Africa - A Mid-term Review of Progress Towards the Aichi Biodiversity Targets</p> <p>Annotation to the provisional agenda and other meeting documents available at: https://www.cbd.int/doc/?meeting=PREPCOP-2016-02</p>
8-Aug-16	12-Aug-16	Apia, Samoa	Capacity-building workshop for small island developing States in the Pacific regarding Aichi Biodiversity Target 9 on invasive alien species	14	41	Excellent	<p>CBD Pet guidance brochure (EN)</p> <p>CBD IDB 2009 Booklet (EN)</p> <p>SBSTTA20 recommendation XX/7</p> <p>UNDG-RBM-Handbook-2012</p> <p>CBD Strategic Plan for Aichi Biodiversity Targets (EN)</p> <p>MEA (Multilateral Environmental Agreements)_matrix_report (EN)</p> <p>MEA Aichi Appendix 1_Matrix and Checklist</p> <p>EIF_HandbookProjectDesign_Feb-12 (STDF publication)</p> <p>STDF guidance note for project formulation</p> <p>Guidelines for invasive species management in the Pacific (SPREP)</p> <p>NBSAPs of Palau, Niue and Tonga</p> <p>The Pacific Invasive Species Battler series #1-#9</p>

Start date	End Date	Venue	Meeting / Workshop Name	# of Parties	# of Participants	Level of satisfaction	Publications distributed
15-Aug-16	19-Aug-16	Apia, Samoa	Pacific subregional joint preparatory meeting for the seventeenth meeting of the Conference of the Parties to the Convention on International Trade in Endangered Species of Wild Fauna and Flora and the thirteenth meeting of the Conference of the Parties to the Convention on Biological Diversity and the associated meetings of the Parties to the Protocols of the Convention on Biological Diversity	16	76	Excellent	<p>Framework: for a Pacific Oceanscape-Results Framework (FPO-RF) / for Pacific Regionalism</p> <p>Office of the Pacific Ocean Commissioner Brochure</p> <p>2030 Agenda for Sustainable Development: Sustainable Development Goals & Targets</p> <p>Quick guides to Aichi Biodiversity Targets</p> <p>Scientific criteria for EBSAs</p> <p>CBD Protected areas E-learning curricula</p> <p>CBD Technical Series 44, 68, 76, 78</p> <p>Marine and Coastal Biodiversity: Revised Voluntary Guidelines for the Consideration of Biodiversity in Environmental Impact Assessments and Strategic Environmental Assessments in Marine and Coastal Areas</p> <p>EBSA Booklet for the Western South Pacific / Website</p> <p>Strategic Environmental Assessment</p> <p>FAO: Ecosystem Approach to Fisheries Toolbox / Guidelines on Marine Protected Areas and Fisheries / Putting into practice the ecosystem approach to fisheries / Geographic Information Systems to support the ecosystem approach to fisheries / Putting into practice the ecosystem approach to fisheries</p> <p>One ocean, many worlds of life (CBD booklet for 2012 International Day for Biological Diversity - Marine Biodiversity)</p> <p>Report of the Expert Workshop to Provide Consolidated Practical Guidance and A Toolkit for Marine Spatial Planning</p> <p>Using Scientific Information Related to Ecologically or Biologically Significant Marine Areas (EBSAs) to Implement Marine Spatial Planning and Ecosystem Based Management</p> <p>UNEP-GPA--EBM-markers for assessing progress</p> <p>MPA Agency Partnership—Marine Protected Areas Agencies: A Practical Guide</p> <p>Environmental Impact Assessment Review</p> <p>A Strategic Advocacy Role in SEA for Sustainability</p> <p>Report of the Western South Pacific Regional Workshop to Facilitate the Description of Ecologically or Biologically Significant Marine Areas</p> <p>Training manual on the description of ecologically or biologically significant marine areas (EBSAs) in the open-ocean waters and deep-sea habitats</p> <p>EBSAs) As Well As the Establishment And Management of Marine Protected Areas</p> <p>Marine Spatial Planning in Practice—Transitioning from Planning to Implementation</p> <p>Strategic Environmental Assessment Better Practice Guide- methodological guidance for strategic thinking in SEA</p> <p>Sustainable Ocean Initiative brochure</p> <p>SOI Action Plan 2015-2020</p> <p>UNESCO-IOC—Marine Spatial Planning: A Step-by-Step Approach Towards Ecosystem-Based Management</p>

Start date	End Date	Venue	Meeting / Workshop Name	# of Parties	# of Participants	Level of satisfaction	Publications distributed
15-Aug-16	19-Aug-16	Apia, Samoa	<p>Pacific subregional joint preparatory meeting for the seventeenth meeting of the Conference of the Parties to the Convention on International Trade in Endangered Species of Wild Fauna and Flora and the thirteenth meeting of the Conference of the Parties to the Convention on Biological Diversity and the associated meetings of the Parties to the Protocols of the Convention on Biological Diversity</p> <p>Note: Funds related to this activity were managed by the Secretariat of the Convention on International Trade in Endangered Species of Wild Fauna and Flora (CITES). Administration and organization of participants' travels for this activity were managed by the Secretariat of the Pacific Regional Environment Programme (SPREP).</p>	15	55	n/a	<p>State of Biodiversity in Asia and the Pacific - A Mid-term Review of Progress Towards the Aichi Biodiversity Targets</p> <p>Annotation to the provisional agenda and other meeting documents available at: https://www.cbd.int/doc/?meeting=PREPCOP-2016-03</p>

Start date	End Date	Venue	Meeting / Workshop Name	# of Parties	# of Participants	Level of satisfaction	Publications distributed
22-Aug-16	26-Aug-16	Antigua, Guatemala	<p>Regional joint preparatory meeting for Latin America and the Caribbean for the seventeenth meeting of the Conference of the Parties to the Convention on International Trade in Endangered Species of Wild Fauna and Flora and the thirteenth meeting of the Conference of the Parties to the Convention on Biological Diversity and the associated meetings of the Parties to the Protocols of the Convention on Biological Diversity</p> <p>Note: Funds related to this activity were managed by the Secretariat of the Convention on International Trade in Endangered Species of Wild Fauna and Flora (CITES). Administration and organization of participants' travels for this activity were managed by the General Secretariat of the Organization of American States (OAS).</p>	21	68	84%	<p>State of Biodiversity in Latin America and the Caribbean - A Mid-term Review of Progress Towards the Aichi Biodiversity Targets</p> <p>Annotation to the provisional agenda and other meeting documents available at: https://www.cbd.int/doc/?meeting=PREPCOP-2016-04</p>

Start date	End Date	Venue	Meeting / Workshop Name	# of Parties	# of Participants	Level of satisfaction	Publications distributed
6-Sep-16	8-Sep-16	Dili, Timor-Leste	Sustainable Ocean Initiative National Capacity Development Workshop for Timor-Leste	1	67	Excellent	Sustainable Ocean Initiative brochure / SOI Action Plan 2015-2020 Report of the Expert Workshop to Provide Consolidated Practical Guidance and A Toolkit for Marine Spatial Planning Quick guides to Aichi Biodiversity Targets EBSA Website Scientific criteria for EBSAs One ocean, many worlds of life (CBD booklet for 2012 International Day for Biological Diversity - Marine Biodiversity) The National Biodiversity Strategy and Action Plan of Timor-Leste (2011 – 2020) Timor-Leste's Fifth National Report to the Convention on Biological Diversity (2015) Report of the Regional Workshop to Facilitate the Description of Ecologically or Biologically Significant Marine Areas in the Seas of East Asia Training manual on the description of ecologically or biologically significant marine areas (EBSAs) in the open- ocean waters and deep-sea habitats Identifying Specific Elements for Integrating the Traditional, Scientific, Technical and Technological Knowledge of Indigenous and Local Communities, and Social and Cultural Criteria and Other Aspects for the Application of Scientific Criteria for Identification of Ecologically or Biologically Significant Areas (EBSAs) As Well As the Establishment And Management of Marine Protected Areas Marine Spatial Planning in Practice—Transitioning from Planning to Implementation UNESCO-IOC—Marine Spatial Planning: A Step-by-Step Approach Towards Ecosystem-Based Management Using Scientific Information Related to Ecologically or Biologically Significant Marine Areas (EBSAs) to Implement Marine Spatial Planning and Ecosystem Based Management Marine and Coastal Biodiversity: Revised Voluntary Guidelines for the Consideration of Biodiversity in Environmental Impact Assessments and Strategic Environmental Assessments in Marine and Coastal Areas CBD Protected areas E-learning curricula FAO: Ecosystem Approach to Fisheries Toolbox / Guidelines on Marine Protected Areas and Fisheries / Putting into practice the ecosystem approach to fisheries / Geographic Information Systems to support the ecosystem approach to fisheries MPA Agency Partnership—Marine Protected Areas Agencies: A Practical Guide CBD Technical Series 78, 68, 44, 76 UNEP-GPA--EBM-markers for assessing progress

Start date	End Date	Venue	Meeting / Workshop Name	# of Parties	# of Participants	Level of satisfaction	Publications distributed
26-Sep-16	29-Sep-16	Seoul, Republic of Korea	Sustainable Ocean Initiative (SOI) Global Dialogue with Regional Seas Organizations and Regional Fisheries Bodies on Accelerating Progress Towards the Aichi Biodiversity Targets	Organizations only	72	Excellent	<p>2030 Agenda for Sustainable Development / EBSA Scientific Criteria / Strategic Plan for Biodiversity 2011-2020 / FAO-CBD Expert Meeting on Target 6 / Sustainable Ocean Initiative website / ACAP: Agreement on the Conservation of Albatrosses and Petrels / BIRDLIFE Information Paper / BSC: Statement / WECAFC 16 report / SPRFMO: Measures Taken / First World Ocean Assessment</p> <p>CBD-Joint Expert Meeting on Addressing Biodiversity Concerns in Sustainable Fisheries</p> <p>CBD-Review of Existing Assessments with regard to Biodiversity Concerns / Impacts of Underwater Noise on Marine Biodiversity / Impacts of Marine Debris on Marine Biodiversity</p> <p>EBSAs-Results of CBD work / to MSP / in Wider Caribbean and Western Mid-Atlantic / website / in Western South Pacific</p> <p>UNEP-BlueEconomy / CPPS / EBM_ROPME / regional governance / Abidjan Convention / Measuring Success</p> <p>UNEP-NEAFC-OSPAR / UNEP-SWIO / UNEP-UNEA / UNEP-EC- WS Regional Ocean Governance</p> <p>FAO: 2003_technical-guidelines-EAF / 2005_putting-into-practice-EAF / 2008_human-dimensions-EAF-overview / 2008_technical-guidelines-EAF-modelling / 2009_technical-guidelines-EAF-human-dimensions / 2009_worldwide-review-bottom-fisheries / 2011_state-world-marine-fishery-resources2010_Busan-wkshp-report_DSF-guidelines-impl / 2011_technical-guidelines-MPAs / 2016_SOFIA / BBNJ_brochure_2016 / DeepSeasProject_intl-obligations_flyer_2016 / impact-assessments_encounter-protocols_flyer_2016 / SEAFO-Nansen-survey_flyer_2016 / VME-fishing-wkshp-2007 / WWR-bottom-fisheries_flyer_2016 / Asmundsson_2014_HS-fishing-RFMOs / Asmundsson_2016_RFMOs</p> <p>DOALOS: Ad Hoc Working Group of the Whole on the Regular Process-summary / Bottom_Fishing_Workshop_2016 / Review_Conference_on_the_Agreement</p> <p>Preparatory Committee established by General Assembly resolution 69/292</p> <p>GFCM: REC_CM_CGPM_40_2016_4-e / REC_CM-2005_29_1 / REC_CM-2006_30_3 / RES_40_2016_2-e / RES-37_2013_1</p> <p>HELCOM: Ecological coherence assessment of MPAs / Baltic Sea Pollution Load / Ecosystem Health of the Baltic Sea / Ecosystem-based approach in MSP / indicator based assessment of coastal fish community status / Planning the Bothnian Sea / Red List Baltic sea underwater habitats / Red List of Baltic Sea species / -VASAB MSP Principles</p> <p>ICES: ICES and EBM / Maritime Trans-Atlantic Cooperation</p> <p>SEYCHELLES: Debt Swap Fact Sheet - Feb 2016 / MSP: FactSheet / TNC-FactSheet_May2015</p> <p>UN General Assembly: Modalities for the United Nations Conference to Support the Implementation of Sustainable Development Goal 14: Conserve and sustainably use the oceans, seas and marine resources for sustainable development / 70/226: United Nations Conference to Support the Implementation of Sustainable Development Goal 14: Conserve and sustainably use the oceans, seas and marine resources for sustainable development / Resolution 70/299: Follow-up and review of the 2030 Agenda for Sustainable Development at the global level</p> <p>UNEP/CBD/SOI/OM/2016/1/DESA/UNGA/A/70A/L64</p> <p>UNEP/CBD/SOI/OM/2016/1/DESA/UNGA/A/70A_RES_70_226</p> <p>UNEP/CBD/SOI/OM/2016/1/DESA/UNGA/A/70A_RES_70_299</p> <p>UNEPMAP: Decision IG.22-7 IMAP / Decision IG.22-7 IMAP / GFCM-MOU / Spatial-based Protection and Management Measures-draft Joint-Strategy</p> <p>WCMC: Regional State of Biodiversity-Africa / Regional State of Biodiversity-Asia Pacific / Regional State of Biodiversity-Latin America and Caribbean / Regional State of Biodiversity-West Asia</p>

Annex XXII

**INDICATORS OF ACHIEVEMENT AND PERFORMANCE FOR THE PROGRAMME BUDGET OF THE
 CARTAGENA PROTOCOL ON BIOSAFETY**

Start date	End Date	Venue	Meeting / Workshop Name	# of Parties	# of Participants	Level of satisfaction	Publications distributed
9-Feb-15	13-Feb-15	Ulaanbaatar, Mongolia	Asia Regional Capacity-building Workshop on Mainstreaming Biosafety into National Biodiversity Strategies and Action Plans and Resource Mobilization	14	23	86%	USB keys for participants included: 10th Anniversary of the Protocol materials; Public Awareness and Participation materials; various SCBD publications; Strategic Plan for CPB; Supplementary Protocol materials
9-Mar-15	13-Mar-15	St. John's, Antigua and Barbuda	Caribbean Sub-regional Capacity-Building Workshop on Mainstreaming Biosafety into National Biodiversity Strategies and Action Plans and Resource Mobilization	13	31	87%	USB keys for participants included: 10th Anniversary of the Protocol materials; Aichi Targets materials; Public Awareness and Participation materials; various SCBD publications; Strategic Plan for CPB; Supplementary Protocol materials
13-May-15	15-May-15	Montreal, Canada	Twelfth meeting of the Compliance Committee under the Cartagena Protocol on Biosafety	n/a	n/a	n/a	none
9-Jun-15	11-Jun-15	Ispra, Italy	Workshop of the Network of Laboratories for the Detection and Identification of Living Modified Organisms	21	23	n/a	none

Start date	End Date	Venue	Meeting / Workshop Name	# of Parties	# of Participants	Level of satisfaction	Publications distributed
9-Feb-16	12-Feb-16	Addis Ababa, Ethiopia	African Sub-regional Capacity-Building Workshop on Mainstreaming Biosafety into National Biodiversity Strategies and Action Plans and Resource Mobilization	29	38	77%	n/a
7-Mar-16	11-Mar-16	Ljubljana, Slovenia	Central and Eastern European Workshop on the Detection and Identification of Living Modified Organisms	10	10	98%	- USB keys for participants including: Summary of the Activities under the Electronic Network of Laboratories for the Detection and Identification of LMOs (2012-2014)
14-Mar-16	16-Mar-16	Montreal, Canada	Eleventh Meeting of the Liaison Group on Capacity-building for Biosafety	13	15	n/a	no publications distributed
11-Apr-16	12-Apr-16	Ispra, Italy	Tenth meeting of the Informal Advisory Committee on the Biosafety Clearing-House	n/a	19	n/a	http://bch.cbd.int/protocol/meetings/documents.shtml?eventid=5562
15-Aug-16	19-Aug-16	Mexico City, Mexico	GRULAC Workshop on the Detection and Identification of Living Modified Organisms	13	18	98%	USB keys for participants included Spanish translations of: Biosafety and the Environment materials; COP-MOP decisions; brochures; CPB and Supplementary Protocol materials; IUCN guide; Framework and Action Plan for Capacity-building for CPB; text of CPB and Supplementary Protocols; video on CPB; poster

Annex XXIII

**INDICATORS OF ACHIEVEMENT AND PERFORMANCE FOR THE PROGRAMME BUDGET OF THE
 NAGOYA PROTOCOL ON ACCESS AND BENEFIT-SHARING**

Start date	End Date	Venue	Meeting / Workshop Name	# of Parties	# of Participants	Level of satisfaction	Publications distributed
15-Sep-15	17-Sep-15	Montreal, Canada	Informal Advisory Committee on Capacity-building for the Implementation of the Nagoya Protocol	13	26	n/a	n/a
28-Oct-15	30-Oct-15	Montreal, Canada	First meeting of the Informal Advisory Committee to the Access and Benefit-sharing Clearing-House	9	9	n/a	n/a
1-Feb-16	3-Feb-16	Montreal, Canada	Expert Group Meeting on Article 10 of the Nagoya Protocol on Access and Benefit-sharing		10	n/a	UNEP/CBD/ABS/A10/EM/2016/1/2: Study on Experiences Gained with the Development and Implementation of the Nagoya Protocol and Other Multilateral Mechanisms and the Potential Relevance of Ongoing Work Undertaken by Other Processes, Including Case Studies UNEP/CBD/ABS/A10/EM/2016/1/3: Synthesis of Views Pursuant to Decision NP-1/10 UNEP/CBD/ABS/A10/EM/2016/1/4: Report of the Expert Group Meeting on Article 10 of the Nagoya Protocol on Access and Benefit-Sharing
6-Apr-16	8-Apr-16	Montreal, Canada	First meeting of the Compliance Committee under the Nagoya Protocol on Access and Benefit-sharing	13	19	n/a	Rules of procedures Copies of the Protocol text
15-Jun-16	17-Jun-16	Montreal, Canada	Second meeting of the Informal Advisory Committee on Capacity-building for the Implementation of the Nagoya Protocol	13	31	n/a	n/a
20-Jun-16	22-Jun-16	Montreal, Canada	Second meeting of the Informal Advisory Committee to the Access and Benefit-sharing Clearing-House	11	11	n/a	n/a

Annex XXIV

DETAILS OF THE ONLINE FORUMS AND REAL-TIME CONFERENCES HELD IN THE INTERSESSIONAL PERIOD

Forums	Main Targets	No. of discussion groups	Parties		Non-Parties		Organizations		Total	
			Countries	Participants	Countries	Participants	Institutions	Participants	Countries/ Institutions	Participants
Network on Detection and Identification of LMOs	Open to LMO laboratory personnel	11	56	107	3	6	4	4	63	117
Open-ended Expert Forum on Risk Assessment and Risk Management	Open to experts on the topics	7	53	213	4	19	26	34	83	266
AHTEG on Risk Assessment and Risk Management	AHTEG members	8	20	20	3	3	6	6	29	29
Forum on Socio-economic Considerations	Open	5	27	77	2	5	14	17	43	99
AHTEG on Socio-economic Considerations	AHTEG members	3	22	22	1	1	4	4	27	27
Open-ended Forum on Synthetic Biology	Open to experts on synthetic biology	7	53	149	1	9	48	80	102	238
FAO-CBD-OECD joint forum	Open	1	n/a	n/a	n/a	n/a	n/a	n/a	n/a	327
Community-based Monitoring, Indicators on Traditional Knowledge and Customary Sustainable Use and Community Protocols, within the Strategic Plan for Biodiversity 2011-2020	Open to Parties and indigenous peoples and local communities representatives	3	n/a	10	0	0	4	4	n/a	14
Assessment of Collective Action of Indigenous Peoples and Local Communities in Biodiversity Conservation and Resource Mobilization	Open to Parties and indigenous peoples and local communities representatives	5	10	10	0	0	60	60	70	70
Introductory webinars to the ABS Clearing-House in four different languages (English, French, Spanish and Portuguese)	Parties and non-parties	13	36	85	16	27	1	5	53	117
Webinar organized with the International Chamber of Commerce	Users of genetic resources	1	0	0	0	0	70	70	70	70
ABS-CH IAC Forum	Members of IAC	20	14	14	0	0	0	0	14	14