


Poverty and development in the Convention on Biological Diversity

**Expert Group on Biodiversity
for Poverty Eradication and Development**
12 December 2011, Dehradun, India



*Jessica Smith, UNEP World
Conservation Monitoring Centre
for UNEP DELC*
Jessica.Smith@unep-wcmc.org

*With thanks to Dilys Roe, IIED
(Representing UK/DfID)*

1. What is biodiversity, and what is poverty?
2. In what ways is biodiversity relevant to poor people?
3. Which components and attributes of biodiversity are most important to the poor?
4. Do the poor rely more on biodiversity than other people?
5. Can biodiversity conservation actions benefit the poor?
6. Can poor people reap the potential of biodiversity?
7. How can poor people benefit more from biodiversity?
8. Does poverty contribute to biodiversity loss?
9. Does lifting people out of poverty lead to the loss of biodiversity?
10. Can measures to conserve biodiversity and reduce poverty reduction go hand in hand?



Since inception



Convention on
Biological Diversity

Negotiation was divided North-South

- *Rapid geo-political changes since 1992*

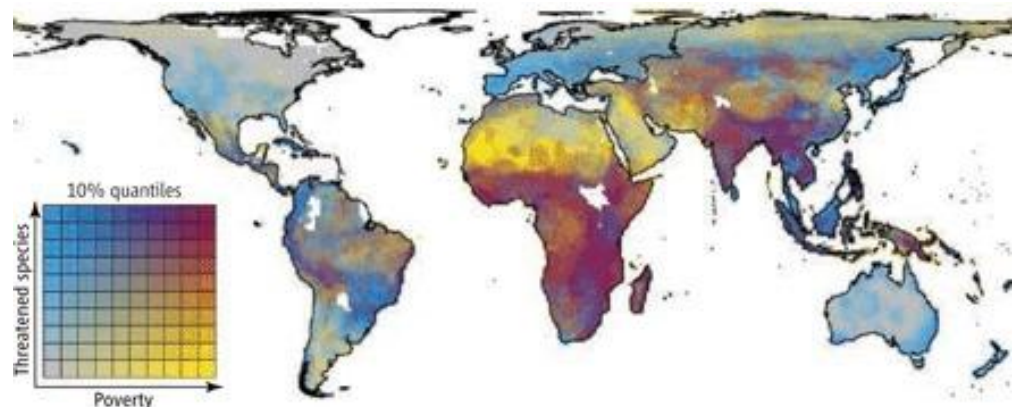
Preamble recognises that “economic and social development and poverty eradication are the **first and overriding priorities** of developing countries.”

3 objectives; ABS most geared to development but slowest to emerge

- *Benefit sharing an innovation in international law*

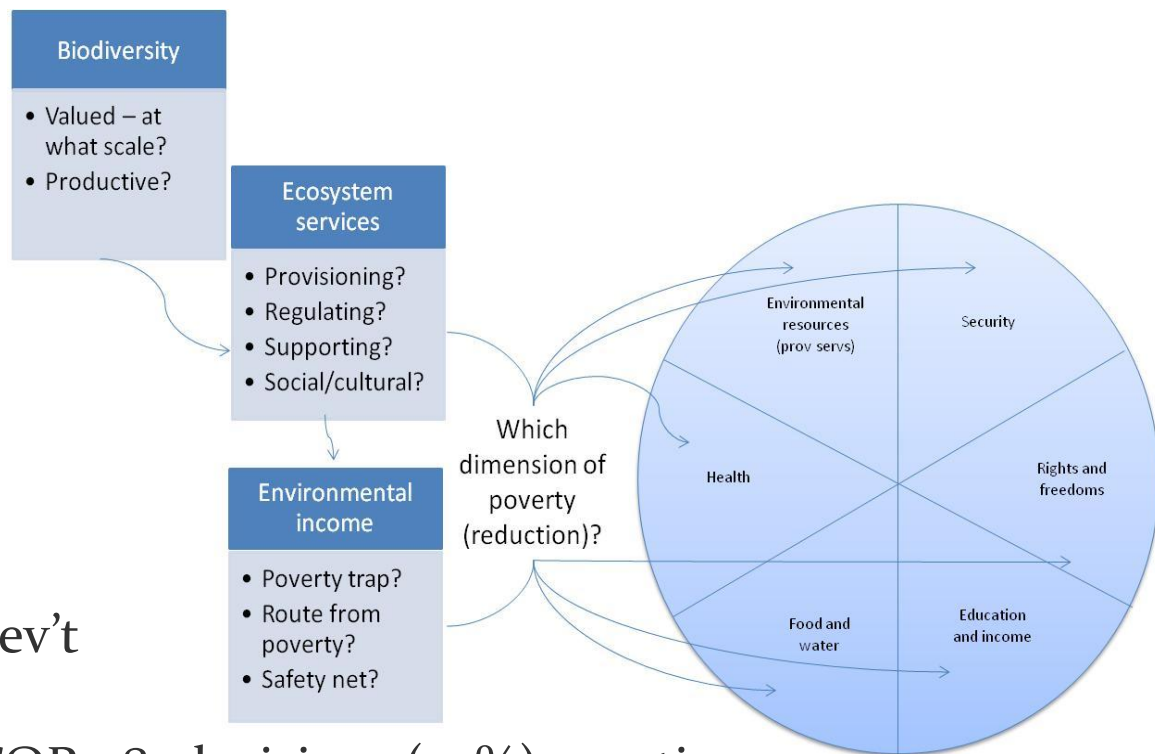
First generation of NBSAPs tended to be ‘silos’

Map of poverty and potential biodiversity loss, showing the level of poverty (proxied by the log rate of human infant mortality) combined with the log number of threatened species. Source: Sachs et al. 2009



Various concepts employed

No definition of pov or dev't



*Conceptual framework
used in analysis by Smith
et al 2010*

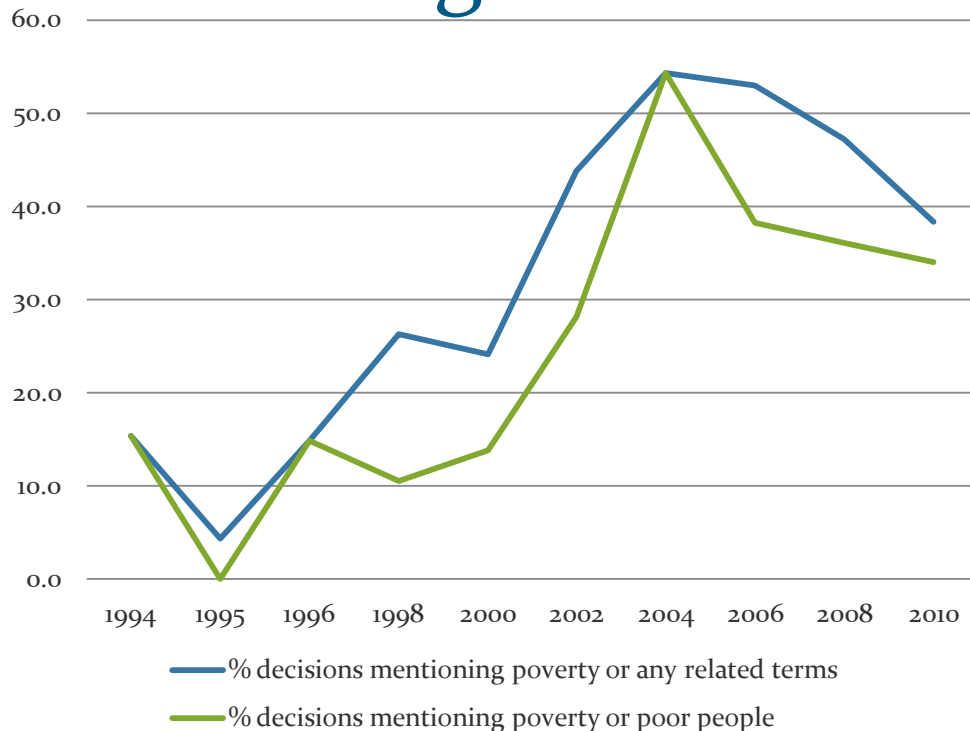
Of 296 Decisions since COP1, 81 decisions (27%) mention “poverty” or “poor people” explicitly

–Poverty and development considered **threats** and **opportunities**

–Varying trends in use of: “pov alleviation”, “pov reduction”, “pov eradication”, “MDGs”, “econ and social dev’t”, “livelihood(s)”, etc

“A **clear conceptual framework** could help clarify how implementation of the Convention to contribute to pov reduction & dev.” UNEP/CBD/SP/PREP/1)

Level of attention – increasing overall



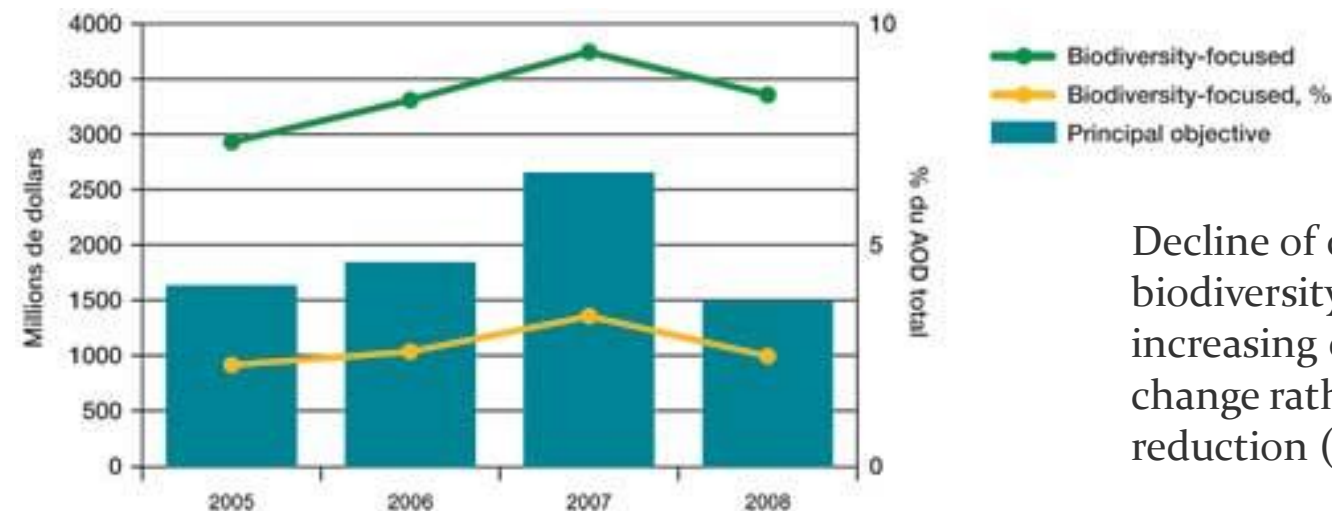
Source: Analysis by Dilys Roe

- Lower (15% or < of decisions) level of attention paid to poverty until 2000
- Surge of interest after 2000 peaking in 2004
- Slower of interest since 2004 but still **over 30% of all decisions** include some attention
- **Mainstreaming** – introduced in 2002 (following Monterrey Consensus), heavily emphasised since
- Moving towards **implementation** related terms like accounting

The 2010 Target

*“to achieve by 2010 a significant reduction of the current rate of biodiversity loss at the global, regional and national level as a **contribution to poverty alleviation** and to the benefit of all life on earth”.*

Goal 8: EGS for livelihoods.
Integrated into the MDGs in 2006.



Decline of donor engagement on biodiversity is correlated with an increasing emphasis on climate change rather than on poverty reduction (Roe 2010)

Annually global expenditure of:

- **US\$126 billion** of ODA tackling global poverty.
- **US\$8-12 billion** addressing global BD loss.

Sources: Biodiversity Indicators Partnership, OECD DAC

Goal 8. Maintain capacity of ecosystems to deliver goods and services and support livelihoods



8.1: Capacity of ecosystems to deliver goods and services maintained.

Not achieved globally, given the continuing and in some cases escalating pressures on ecosystems. However, there have been some actions taken, to ensure the continued provision of ecosystem services.



8.2: Biological resources that support sustainable livelihoods, local food security and health care, especially of poor people.

Not achieved globally, as many of the biological resources which sustain livelihoods, such as fish mammals, birds, amphibians and medicinal plants, are in decline, with the world's poor being particularly affected.

Linkages in the thematic PoWs

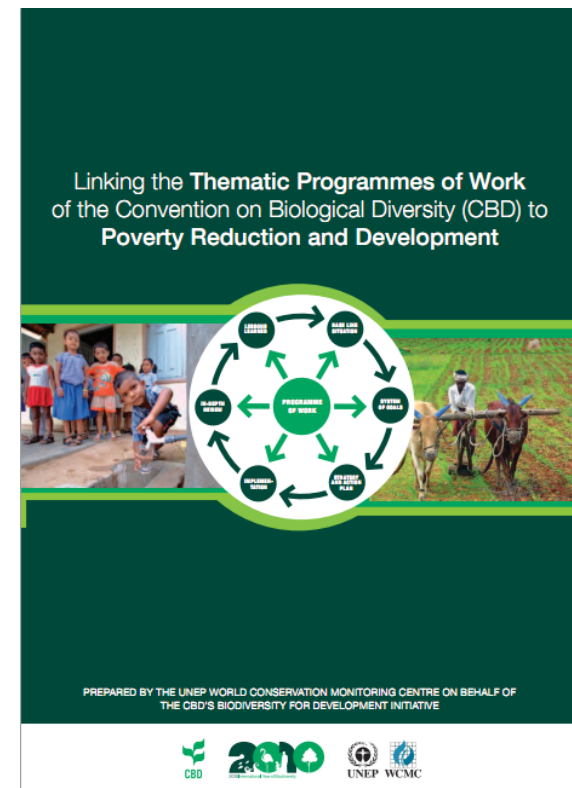


PoWs are key tools for implementing the Convention and its Strategic Plan taking into account the **specific ecological circumstances of the main biomes and ecosystem usages**.

To **what extent** do the CBD thematic PoWs already address poverty linkages?

Where do evident **linkages** to poverty exist which are not mentioned in the PoW documentation?

Gaps that have to be addressed in order to link PoWs coherently to development and poverty reduction processes?



Findings

- Thematic PoWs are valuable **knowledge hubs**
- PoWs have strong thematic links to pov reduction, but these are **unevenly interpreted**
 - **Linkages to implementation** may be better pursued through other vehicles of the Convention; notably NBSAPs / BSAPs
- **Not necessary to “retro fit”** the PoWs, but ensure all equipped to contribute
- **Mainstreaming** language has increased through time
 - “Newer” PoWs - notably Drylands and Islands - contain more explicit linkages to dev’t paradigms

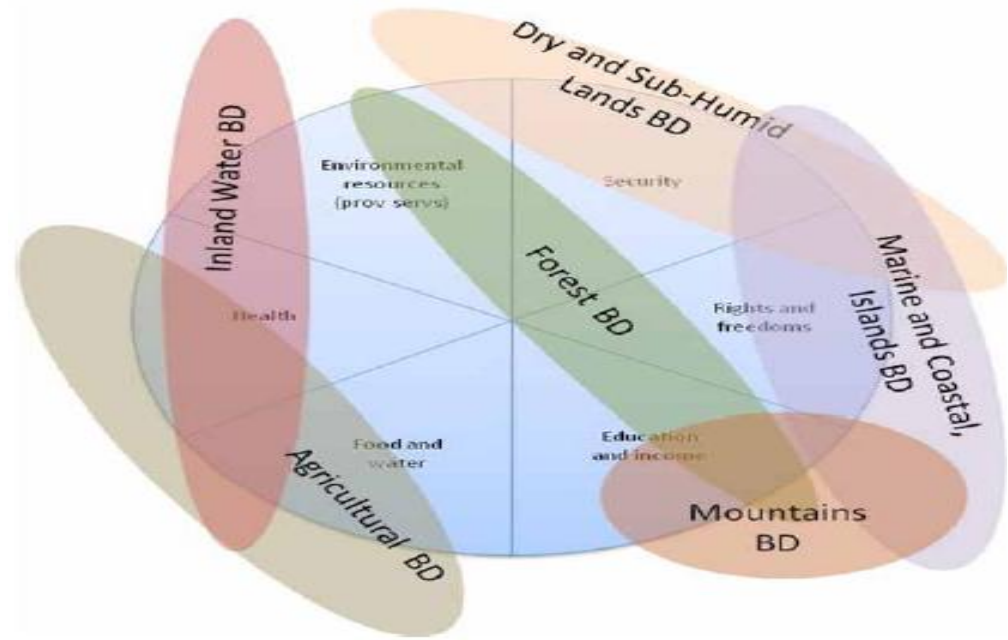
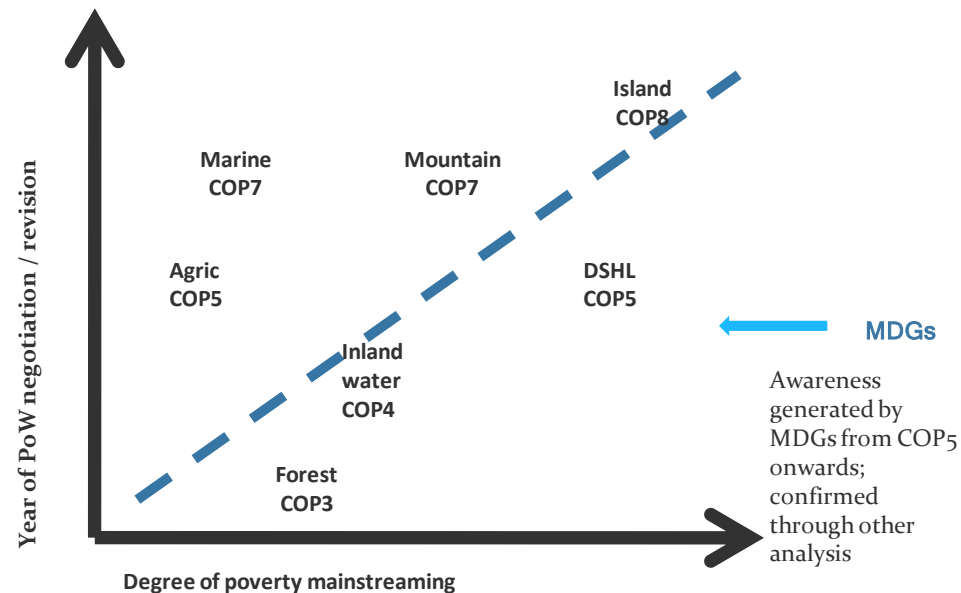


FIGURE 2: CBD PoW biome-specific themes overlaying the major elements of poverty reduction





COP10: a watershed

Major milestones e.g.,

Decision X/1: Nagoya Declaration on ABS

Decision X/2: Strategic Plan and Aichi targets

- **Vision:** *benefits for all people*; **Mission:** *contribution to poverty eradication*
- Strategic goal A: Address the **underlying causes** of biodiversity loss
 - **Target 2:** ... “biodiversity values have been integrated into national and local development and poverty reduction strategies and planning processes and are being incorporated into national accounting, as appropriate, and reporting systems.”
- Strategic goal D: **Enhance the benefits** to all from biodiversity and ecosystem services
 - **Target 14:** considering the poor

Decision X/3: Resource Mobilisation Strategy

Decision X/6: first decision with **full focus** on poverty, word in title

Photo © Asis Kumar

The CBD “toolkit” for implementation – what, where, how can it work?

NBSAPs / BSAPs

Programmes of Work

Guidelines

National reporting

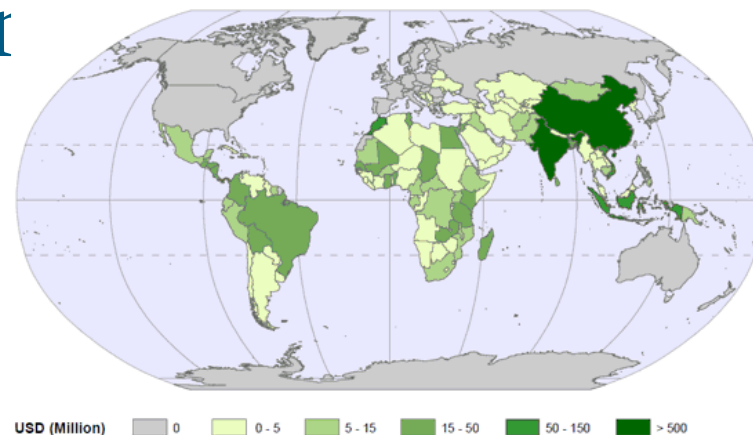
In-Depth Reviews

Clearing House Mechanism

Targets and Indicators

Capacity building

(See ‘Considerations’ note)



“The greatest challenge in implementing NBSAPs is in reflecting the countries’ **local level development.**” (Prip et al 2010)

53 of 54 PRSPs analysed made reference to biodiversity; no correlation with actual level of biodiversity (Roe 2010)

Conclusions and questions

Linkages and mainstreaming firmly in text of Convention, but

- Are the **linkages sufficiently understood** to be influenced?
- Are we **making the case** strongly enough and **at the right level**?
- What relationship can the Convention have to **sub-national/local level development**?
- Where next for biodiversity in **ODA**?
- How can the implementation mechanisms of the Convention be used **most effectively**?

Thank you! Questions?

Poverty and development in the Convention on Biological Diversity

**Expert Group on Biodiversity
for Poverty Eradication and Development**
12 December 2011, Dehradun, India



*Jessica Smith, UNEP World
Conservation Monitoring Centre
for UNEP DELC*
Jessica.Smith@unep-wcmc.org

*With thanks to Dilys Roe, IIED
(Representing UK/DfID)*