



Building Transformative Policy and Financing Frameworks to Increase Investment in Biodiversity Management

*A project under the Umbrella Agreement
between UNDP and the European
Commission*

Yves de Soye
Regional Technical Advisor and Financing Specialist,
Ecosystems and Biodiversity
Quito, 06 March 2012

Key Barriers and Solutions to the “Bd Crisis”

- Valuation & Account Integration → TEEB/WAVES*
 - **Mainstreaming** →
 - **Identifying the finance gap** →
 - **Securing adequate finance** →
- THIS
PROJECT



Project Outline

- EUR 6.4 million – 4m EC + 2.4m other funding incl. GEF
- 3 years
- Develop missing methodologies and frameworks
- Global to national scope, country-driven bottom-up assessments
- Pilots in 8 countries: Argentina, Ecuador, Kazakhstan, Malaysia, Seychelles, South Africa, The Philippines, Uganda



Project Outline

Components

- 1. Integrate biodiversity and ecosystem services in sectoral and development policy, planning and budgeting**
- 2. Assess financing and governance needs for the management and conservation of biodiversity and ecosystem services**
- 3. Identify, access, combine and sequence different sources of funds to meet biodiversity financing needs**

Project Outline



Components

Develop frameworks
and methodologies

1. Integrate biodiversity and ecosystem services in sectoral and development policy, planning and budgeting

Globally coordinated
with country input

2. Assess financing and governance needs for the management and conservation of biodiversity and ecosystem services

ditto

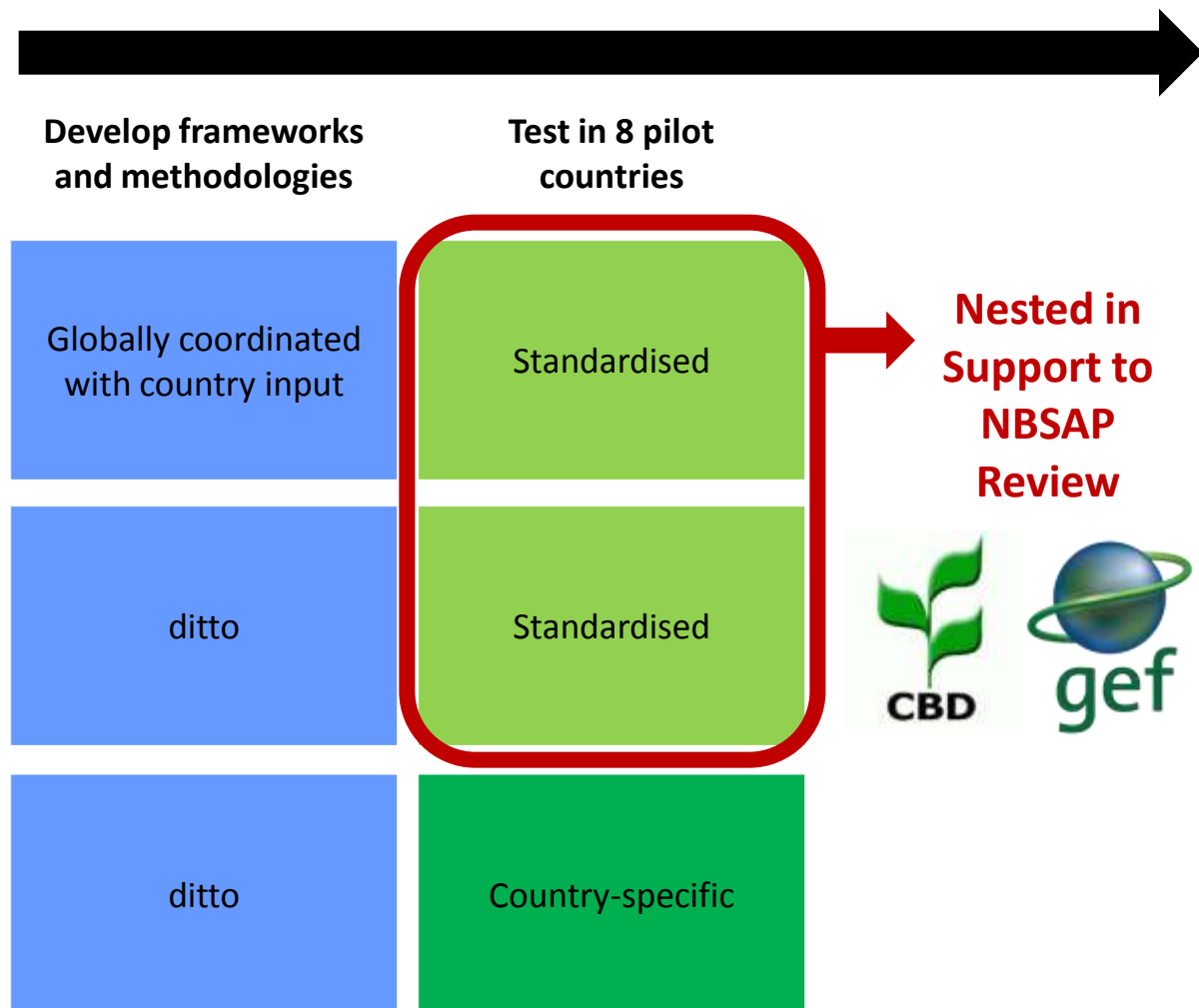
3. Identify, access, combine and sequence different sources of funds to meet biodiversity financing needs

ditto

Project Outline

Components

1. Integrate biodiversity and ecosystem services in sectoral and development policy, planning and budgeting
2. Assess financing and governance needs for the management and conservation of biodiversity and ecosystem services
3. Identify, access, combine and sequence different sources of funds to meet biodiversity financing needs



Project Outline

Components

Develop frameworks
and methodologies

Test in 8 pilot
countries

Refine and
disseminate

1. Integrate biodiversity and ecosystem services in sectoral and development policy, planning and budgeting

Globally coordinated
with country input

Standardised

Globally coordinated
with country input

2. Assess financing and governance needs for the management and conservation of biodiversity and ecosystem services

ditto

Standardised

ditto

3. Identify, access, combine and sequence different sources of funds to meet biodiversity financing needs

ditto

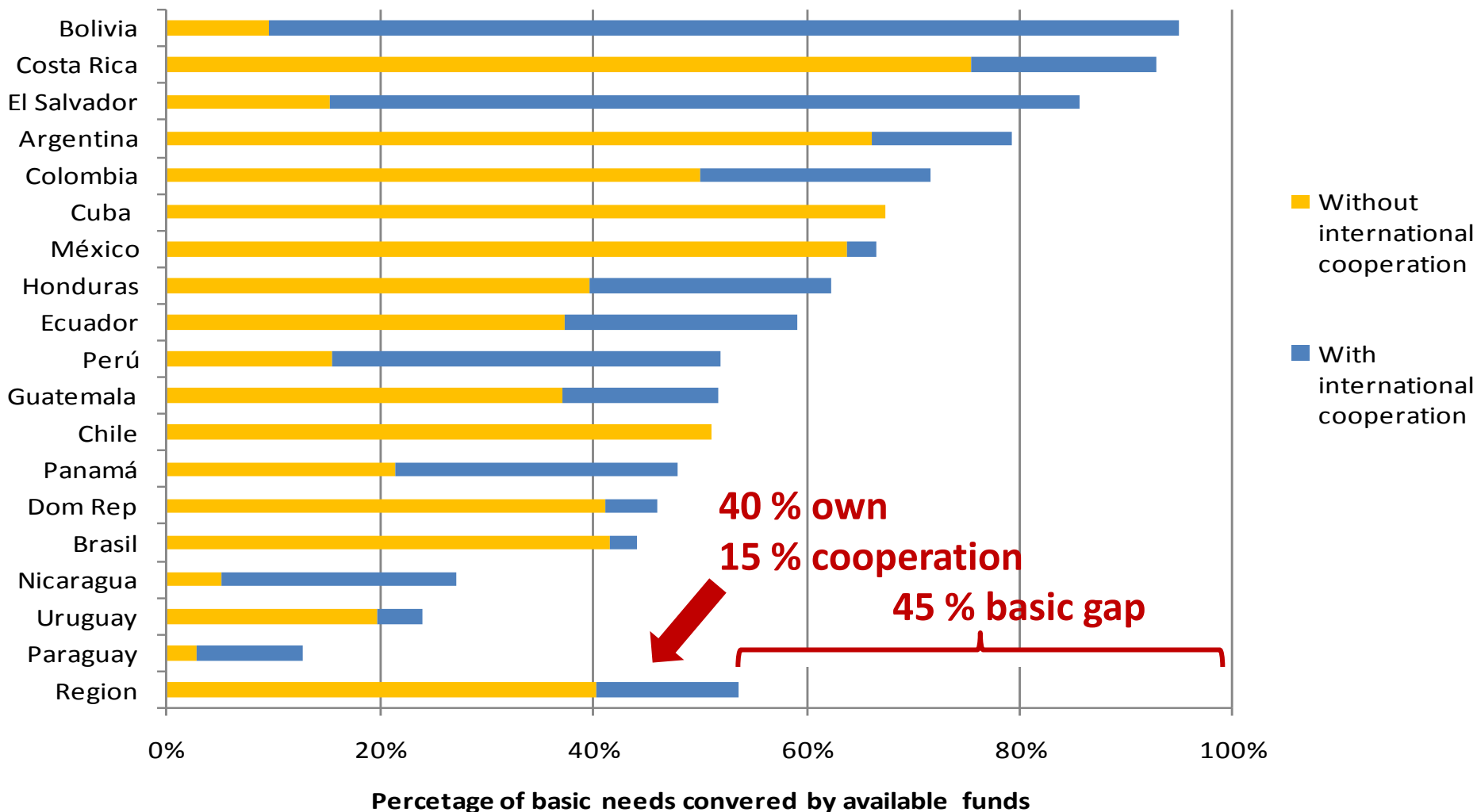
Country-specific

ditto

Sample Tools and Results: UNDP PA Finance Scorecard

- PA System Financing (annual):
 - Total 2008: \$403m/yr
 - Gov expenditure for PAs: 1% of MOE budgets
- PA System Financing Needs (annual)
 - Finance gap: basic \$317m - optimal \$700m
- Filling the annual gap (basic to optimal):
 - 3 - 7 fold increase in gov budget (average)
 - 40 to 90 cents per capita
 - \$5 - \$11 per tourist visiting LAC

Financial Needs (Basic Scenario) Covered with and without International Cooperation for 18 Countries




Synergies – Milestones

A satellite map of India is shown against a dark blue background. A yellow pin is placed on the southern part of the Indian subcontinent, specifically in the state of Andhra Pradesh. The text "CBD COP-11 Hyderabad" is written next to the pin. The map shows the Indian Ocean to the south and east, and the Arabian Sea to the west. The landmass of India is depicted with realistic colors and textures, showing the Bay of Bengal, the Andaman Sea, and the Lakshadweep Islands.

CBD COP-11 Hyderabad

**We invite further countries and donors to
join this key opportunity for 2011-2020**



Gracias

धन्यवाद

Merci

ありがとう

Takk

谢谢

Thank you

شكرا