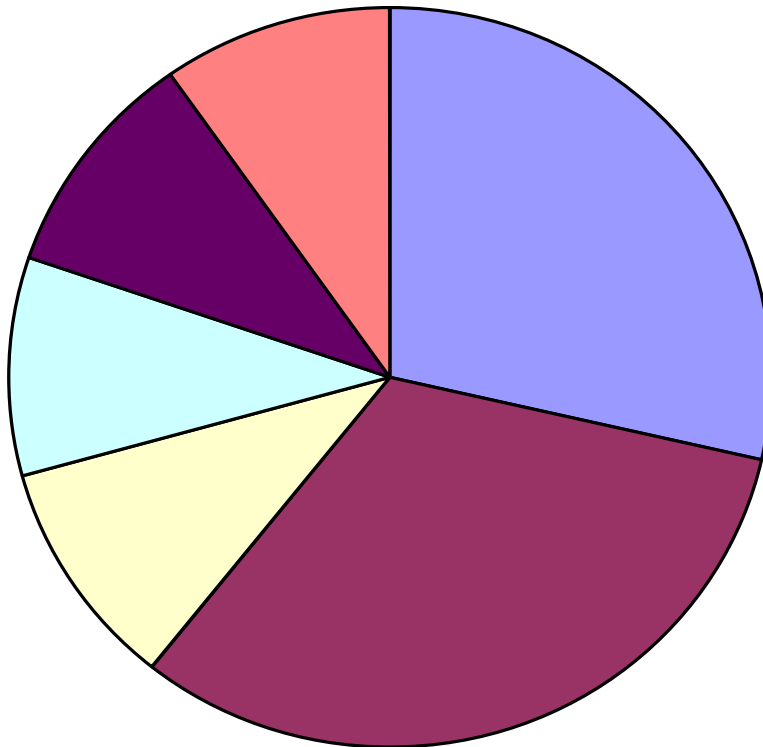




Funding available under GEF 5



GEF 5 Focal Area Allocations



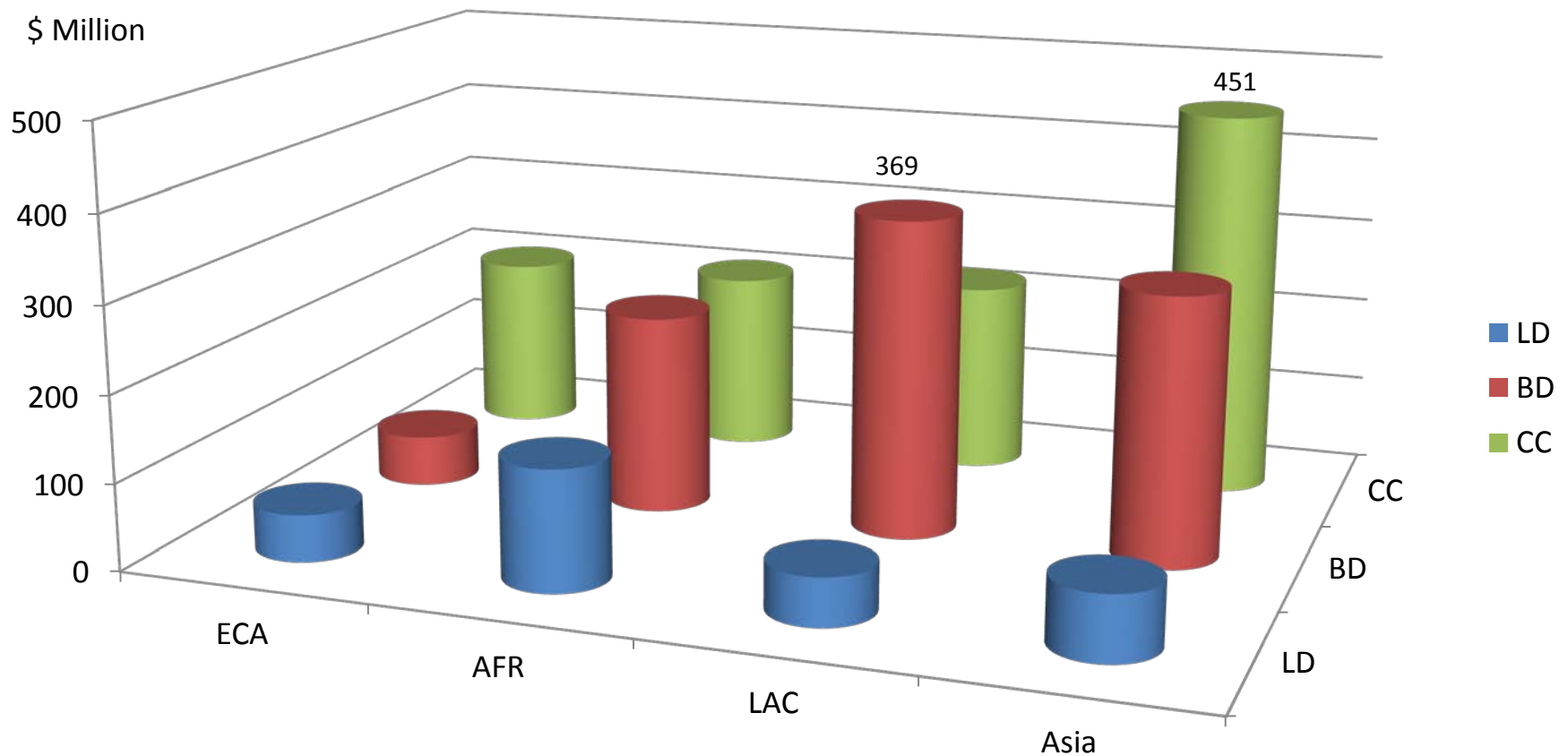
- Biodiversity (1.2bb)
- Climate change mitigation (1.35 bb)
- International waters (420mm)
- Land degradation (400 mm)
- Chemicals (420 mm)
- "Corporate" and Small Grants (410 mm)

GEF 5 Funds

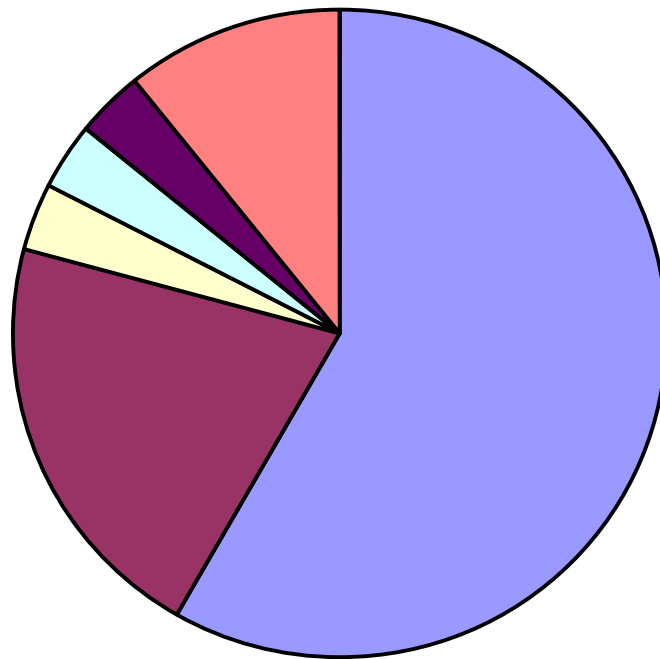
- **System for Transparent Allocation of Resources (STAR)**
- **Enabling Activities**



Distribution of GEF-5 Resources



GEF 5 STAR Biodiversity Programming



- Protected areas
- Mainstream biodiversity
- Cartagena Protocol
- Access and benefit sharing
- Integration into national planning
- Sustainable forest management



GEF 5 Funds

STAR Allocations

How Much ?



GEF 4 and 5 Allocations and Un-used Funds

Party	GEF-4 Biodiversity Allocation UNUSED	GEF 5 Biodiversity Allocation	GEF 5 Biodiversity Allocation Remaining	GEF 5 Climate Change Allocation	GEF 4 Climate Change Allocation UNUSED
Angola	group; used 2.2	6.99	0.50	5.18	group; 0 used
Botswana	group; used 1	2.11	0.01	3.18	group; 0 used
Burundi	group; used 1	1.50	0.40	2.00	group; used 2.22
Cameroon	0.076	10.31	10.31	2.97	group; used 1.98
CAR	group; used 3.06	1.68	1.13	2.00	group; used 1.98
Chad	group; used 1.6	1.91	0.00	2.20	group; used 2
Comoros	group; used .44	2.08	2.08	2.00	group; 0 used
Congo	group; used 3.1	3.28	3.28	2.00	group; used 1.98
DRC	1.255	13.81	13.81	8.92	group; used 1.98
Djibouti	group; used 1.1	1.50	1.50	2.00	group; 0 used
Equatorial Guinea	group; used 2.32	1.50	1.50	2.00	group; used 1.98
Eritrea	group; 0 used	1.50	-5.02	2.00	group; 0 used
Ethiopia	-0.014	8.13	4.13	6.59	3.65
Gabon	group; used 2.55	3.40	3.40	2.00	group; used 1.98

GEF 4 and 5 Allocations and Un-used Funds

Party	GEF-4 Biodiversity Allocation UNUSED	GEF 5 Biodiversity Allocation	GEF 5 Biodiversity Allocation Remaining	GEF 5 Climate Change Allocation	GEF 4 Climate Change Allocation UNUSED
Kenya	0.01	8.95	6.68	5.00	0.818
Lesotho	group; used .973	1.50	1.50	2.00	
Madagascar	4.296	26.00	24.09	4.34	group; 0 used
Malawi	1	4.39	1.39	2.00	group; 0 used
Mauritius	0.085	5.19	5.19	2.00	group; used 3.3
Mozambique	-0.187	7.00	7.00	3.19	group; 0 used
Namibia	0.252	6.28	1.63	2.00	group; used 2.945
Rwanda	group; used .71	1.50	1.50	2.00	group; used .227
Sao Tome & Principe	group; 0 used	2.77	0.00	2.00	group; 0 used
Seychelles	0	4.90	3.39	2.00	group; used 1.35
South Africa	0.9167	21.68	20.68	25.71	6.267
Swaziland	group; used 1.38	1.50	1.25	2.00	group; used .8
Tanzania	0.491	13.95	12.35	7.86	0.0079
Uganda	1.4975	3.83	0.33	4.64	0.684
Zambia	-0.283	4.26	0.00	3.77	group; 0 used
Zimbabwe	group; 0 used	1.72	-0.41	2.00	group; 0 used

GEF 5 Funds

STAR Allocations

What for





Biodiversity Strategy Objectives

1) improve the sustainability of protected area systems

- Improve Sustainable Financing of Protected Area Systems:
- Expand Marine and Terrestrial Ecosystem Representation:
- Expand Threatened Species Representation:
- Improve Management Effectiveness of Existing Protected

2) mainstream biodiversity conservation and sustainable use into production landscapes/ seascapes and sectors

- Strengthen Policy and Regulatory Frameworks:
- Implement Invasive Alien Species Management Frameworks:
- Produce Biodiversity-friendly Goods and Services:

3) build capacity to implement the Cartagena Protocol on Biosafety

- Single-country projects:
- Regional or sub-regional projects:
- Thematic projects:

4) build capacity on access to genetic resources and benefit-sharing

- capacity building of governments for meeting their obligations under Article 15 of the CBD
- building capacity within key stakeholder groups

5) integrate CBD obligations into national planning processes through enabling activities

- Enabling activity support could be provided for revising NBSAPs in line with the CBD's new strategic plan
- implementation of guidance related to the Clearing House



CELEBRATING TWENTY YEARS
GLOBAL ENVIRONMENT FACILITY
INVESTING IN OUR PLANET

www.theGEF.org



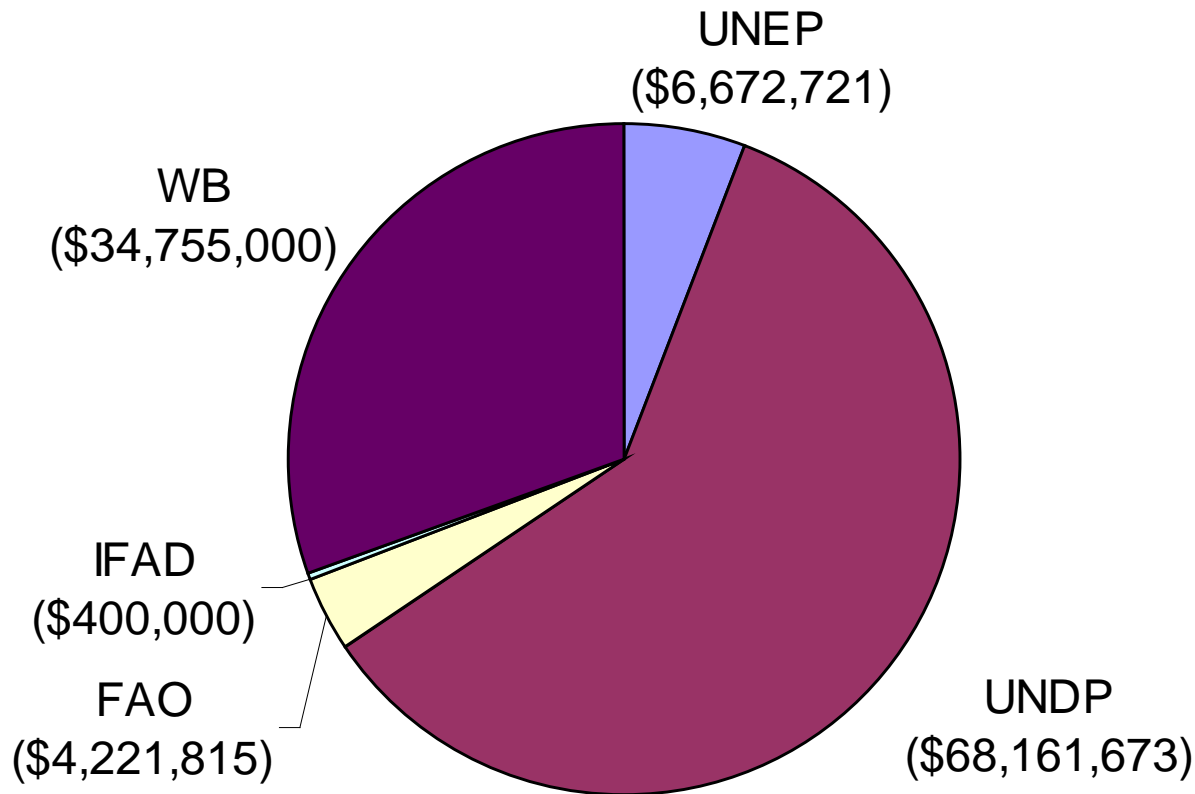
Biodiversity Strategy Objectives

1) Improve the sustainability of protected area systems

- Improve Sustainable Financing of Protected Area Systems:
- Expand Marine and Terrestrial Ecosystem Representation:
- Expand Threatened Species Representation:
- Improve Management Effectiveness of Existing Protected



Fourth Allocation of Funding for 60 Projects of GEF Implementing Agencies (US\$)



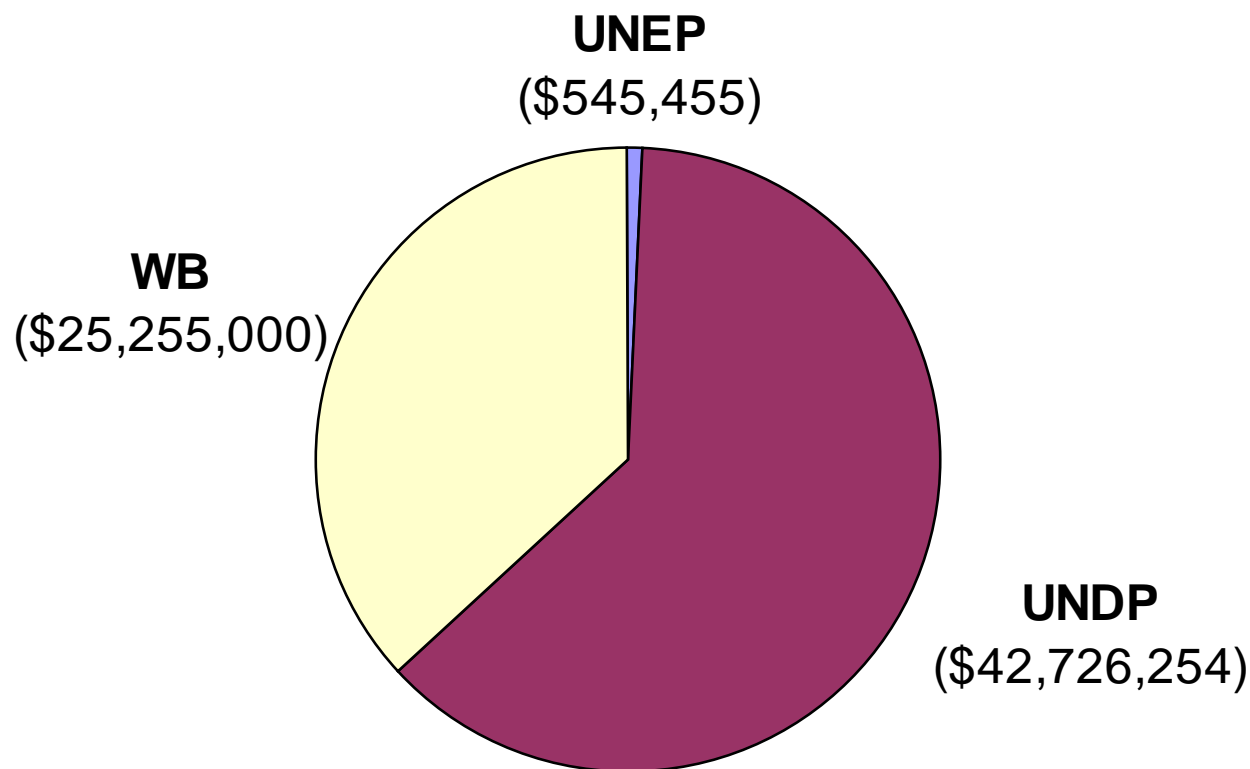
GEF 4 Allocations for 29 PA Projects

Party	UNEP	UNDP	World Bank	Project name
Angola		\$2,000,000		Strengthen PA network
Botswana		\$953,300		Sus finance
Burundi		\$909,090		Improving Effectiveness of PA to Conserve BD
Cameroon		\$1,868,182		Sus Financing of PA Sys in Congo Basin
CAR		\$1,882,182		Sus Financing of PA Sys in Congo Basin & Strengthened management of national PA sys through involvement of local communities
Chad	\$545,455	\$909,091		UNEP: Evolution of PA sys for CC in West Africa; & UNDP: Strengthening PA network
Congo		\$50,000		Sus Financing of PA Sys in Congo Basin
DRC		\$909,090		Sus Financing of PA Sys in Congo Basin
Djibouti		\$1,000,000		Establishing Effectively Managed MPA
Equatorial Guinea		\$1,868,182		Sus Financing of PA Sys in Congo Basin; & Strengthening Sys of PA for ecosystem conservation
Gabon		\$959,091		Sus Financing of PA Sys in Congo Basin
Kenya		\$150,000		Improved Conservation & Governance for Coastal Forest PA Sys & Strengthening PA Network for Eastern Montane Forest

GEF 4 Allocations for 29 PA Projects

Party	UNEP	UNDP	World Bank	Project name
Madagascar		\$6,200,001	\$10,000,000	WB: Support to Madagascar Foundation for PA; & UNDP: BD & Network of Managed Resource PAs
Malawi			\$2,325,000	Sus Management of Nyika Transfrontier Conservation Area & Effective Management of Nkhotakota Wildlife Reserve
Mauritius		\$1,450,000		Expanding Coverage & Strengthening Management Effectiveness of Terrestrial PA Network
Mozambique		\$5,000,000		Sustainable Financing of PA Sys
Namibia		\$4,600,000		Protected Landscape Conservation Areas Initiative
Seychelles		\$2,154,545		Strengthening PA Sys through NGO Management
South Africa			\$9,310,000	Development, Empowerment & Conservation in the Greater St Lucia Wetland Park & Surroundings
Tanzania		\$9,063,500		Extending Coastal Forests PA s & Strengthening PA Network in South
Uganda		\$800,000		Extending Wetland PAs through Community Based Conservation Initiatives
Zambia			\$3,620,000	Sus Management of Nyika Transfrontier Conservation Area & Extension of Kasanka Management Sys to Lavushi Manda National Park

Fourth Allocation of Funding for 29 PA Projects of GEF Implementing Agencies (US\$)



GEF 5 Funds

STAR Allocations

how to access ?

Country Driven Process

Prioritization Workshop

Approach a preferred GEF Agency

PIF/PPG



GEF 5 Funds

Enabling Activities

How much ?

\$220,000 per country
outside STAR allocations



GEF 5 Funds

Enabling Activities

What for ?

- **NBSAPs**

- **5th National Report**

- **Second National Report on Biosafety**

- **CHM**



GEF 5 Funds

Enabling Activities

How to access ?

Three modalities

- Direct access with GEF Sec
- Through a preferred GEF agency
- Through UNEP umbrella project



Key Home Taking Messages



- » **Get in touch with CBD and GEF Focal points and GEF implementing agencies**
- » **Appraise them about CoP 10 decision X/31**
- » **Get involved in prioritization workshops and try to include actions prioritized in PoWPA action plan**
- » **Get involved in revision of NBSAPs and see that PoWPA action plan is included in the revised strategies as appropriate**
- » **Visit GEF website –www.thegef.org to understand GEF procedures.**