




# Funding available under GEF 5

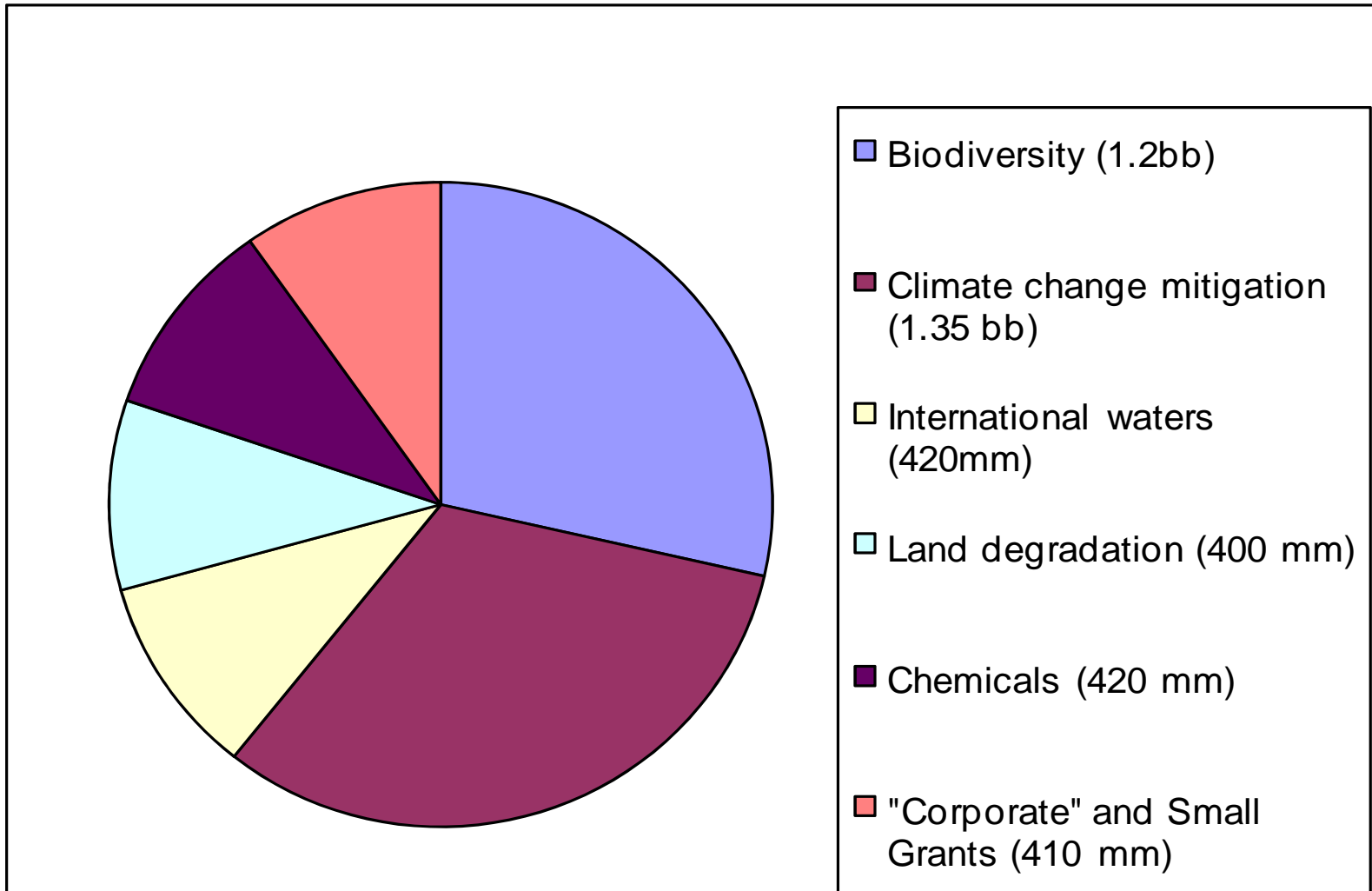


# GEF 5 Funds

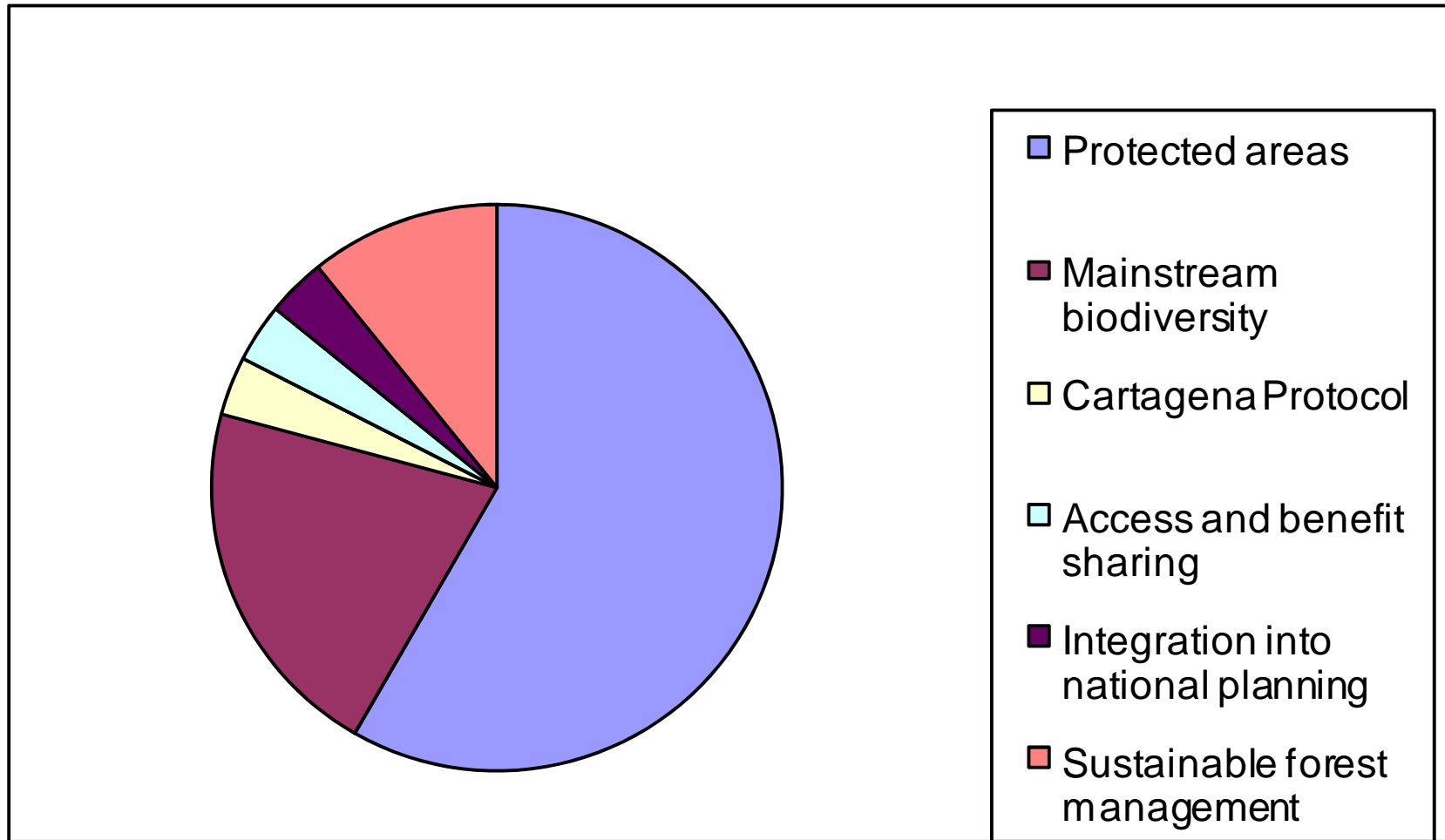
- **System for Transparent Allocation of Resources (STAR)**
- **Enabling Activities**



# GEF 5 Star Focal Area Allocations



# GEF 5 STAR Biodiversity Programming



# GEF 5 Funds

## STAR Allocations

How Much ?



# GEF 5 Funds

## STAR Allocations

**What for & how to access ?**

**Country Driven Process**

**Prioritization Workshop**

**Approach a preferred GEF Agency**


**PIF/PPG**



## GEF 4 and 5 allocations and unused portions



| Party                            | GEF 5 Biodiversity Allocation | GEF-4 Biodiversity Allocation UNUSED | GEF 5 Climate Change Allocation | GEF 4 Climate Change Allocation UNUSED |
|----------------------------------|-------------------------------|--------------------------------------|---------------------------------|--|
| Cook Islands                     | 2.14                          | group; used .95                      | 2                               | group; used 1.5                        |
| Fiji                             | 4.56                          | 0.473                                | 2                               | group; used 1.1                        |
| Kiribati                         | 1.69                          | group; used 1.458                    | 2                               | group; used 2.189                      |
| Marshall Islands                 | 2                             | group; used 2.1                      | 2                               | group; used 1.075                      |
| Micronesia (Federated States of) | 3.49                          | group; used 2.1                      | 2                               | group; 0 used                          |
| Nauru                            | 1.5                           | group; used .5                       | 2                               | group; used .5                         |
| Niue                             | 1.5                           | group; used 1.172                    | 2                               | group; used .5                         |
| Palau                            | 1.92                          | group; used 2.1                      | 2                               | group; used 1.075                      |
| Papua New Guinea                 | 13.3                          | 0.009                                | 2                               | group; used 1.891                      |
| Samoa                            | 2.43                          | group; used 1.84                     | 2                               | group; used 1.5                        |
| Solomon Islands                  | 3.6                           | group; used 2                        | 2                               | group; used .891                       |
| Tonga                            | 1.59                          | group; used .957                     | 2                               | group; used 1.5                        |
| Tuvalu                           | 1.5                           | group; used .755                     | 2                               | group; used .5                         |
| Vanuatu                          | 2.55                          | group; used 2.694                    | 2                               | group; used 3.589                      |
| <b>TOTAL</b>                     | <b>43.77</b>                  |                                      | <b>28</b>                       |  |



Life in harmony with the future  
 2010 Biodiversity Target  
 COP 10 (BOP 10)

**Pacific**

**GEF 4 Projects**

| <b>Party</b>    | <b>No of Projects</b> | <b>GEF IA</b>   | <b>Kind of Projects</b>   |
|-----------------|-----------------------|-----------------|---|
| Cook islands    | 2                     | UNEP            | IAS (regional with Kiribati, MI, FSM, Samoa, Tonga & Vanuatu; and Island BD (regional CI, Nauru, Tonga and Tuvalu). |
| Fiji            | 2                     | FAO UNDP        | Forestry and PA management regional project Niue, Samoa, Vanuatu; SGP   |
| Kiribati        | 2                     | UNEP            | IAS; Phoenix PAs  |
| MI              | 2                     | UNEP            | IAS and MC Sustainable PA finance   |
| FSM             | 2                     | UNEP            | IAS and MC Sustainable PA finance   |
| Nauru           | 1                     | UNEP            | Island BD   |
| Niue            | 2                     | UNEP. FAO       | IAS and Forestry PA management  |
| Palau           | 2                     | UNEP            | IAS and MC Sustainable PA finance   |
| PNG             | 4                     | ADB, UNEP, UNDP | IAS, CT, SGP and Community based conservation   |
| Samoa           | 2                     | UNEP, FAO       | IAS and Forestry PA management  |
| Solomon Islands | 1                     | ADB             | CT  |
| Tonga           | 2                     | UNEP            | IAS and IBD   |
| Tuvalu          | 2                     | UNEP, UNDP      | IBD, NBSAP, National Report   |
| Vanuatu         | 3                     | ADB, UNEP FAO   | IAS Forestry PA management, CT,   |

# GEF 5 Funds

## Enabling Activities

*How much ?*

\$500,000 per country  
outside STAR allocations



# GEF 5 Funds

## Enabling Activities

What for ?

- **NBSAPs**

- **5<sup>th</sup> National Report**

- **Second National Report on Biosafety**

- **CHM**



# GEF 5 Funds

## Enabling Activities

How to access ?

### Three modalities

- Direct access with GEF Sec
- Through a preferred GEF agency
- Through UNEP umbrella project

