



# **FINANCING REDD+**

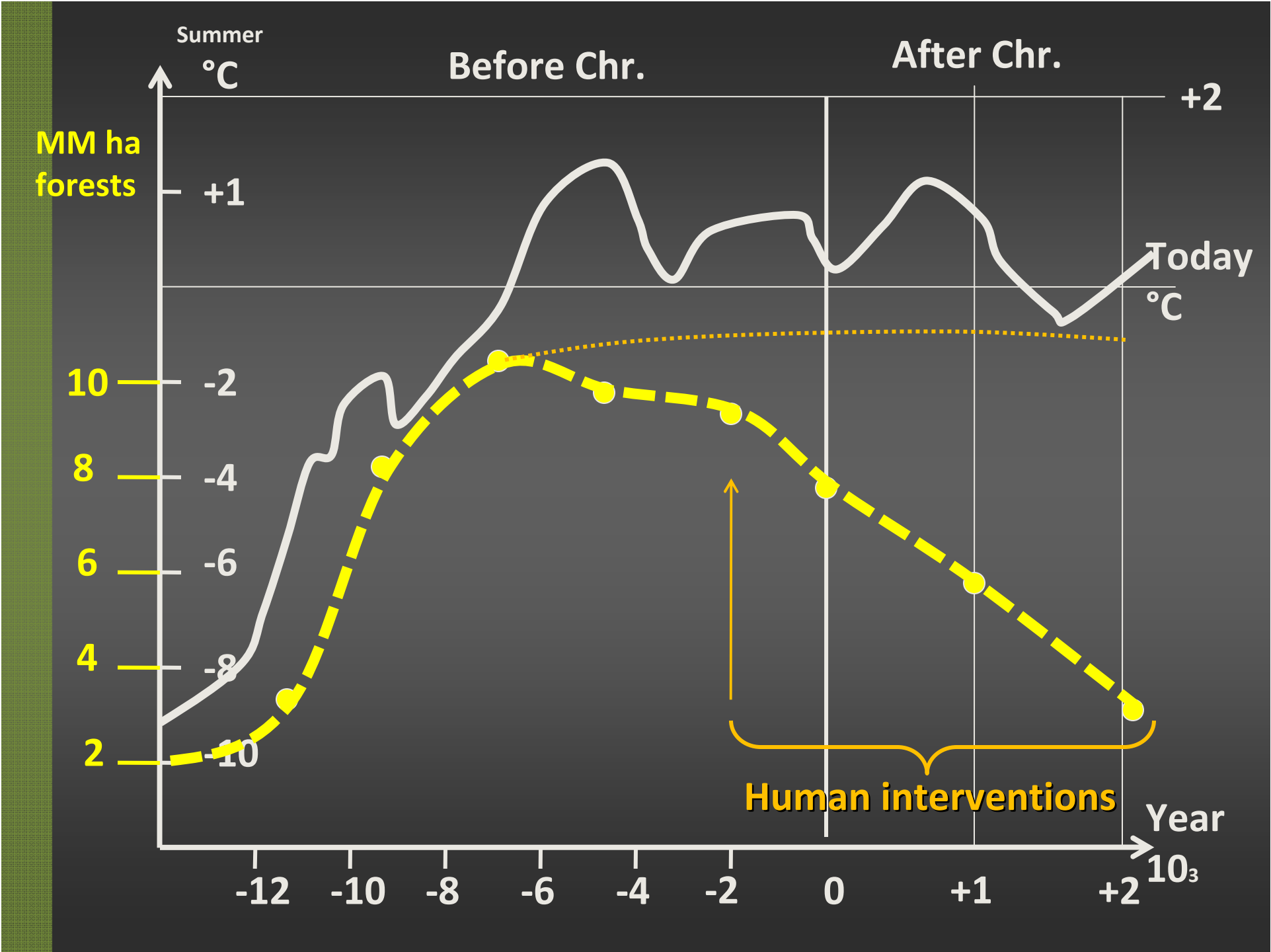
## **A couple of slides to clarify A misunderstanding**

**Jürgen Blaser**

**[jblaser@intercooperation.ch](mailto:jblaser@intercooperation.ch)**

**3 September 2009**

**inter  
cooperation**



MM ha forests

Summer °C

Before Chr.

After Chr.

+2

+1

Today °C

10

-2

8

-4

6

-6

4

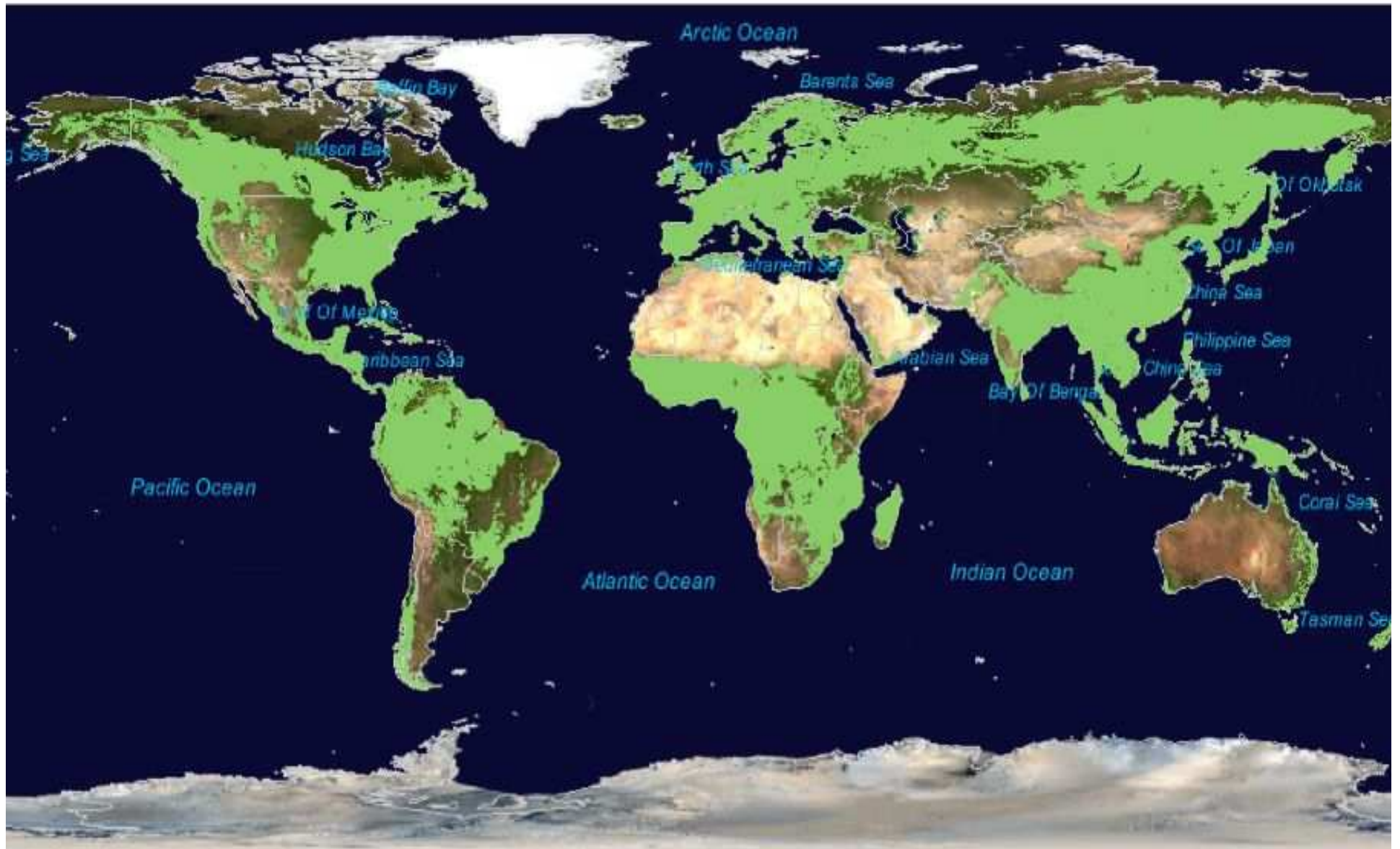
-8

2

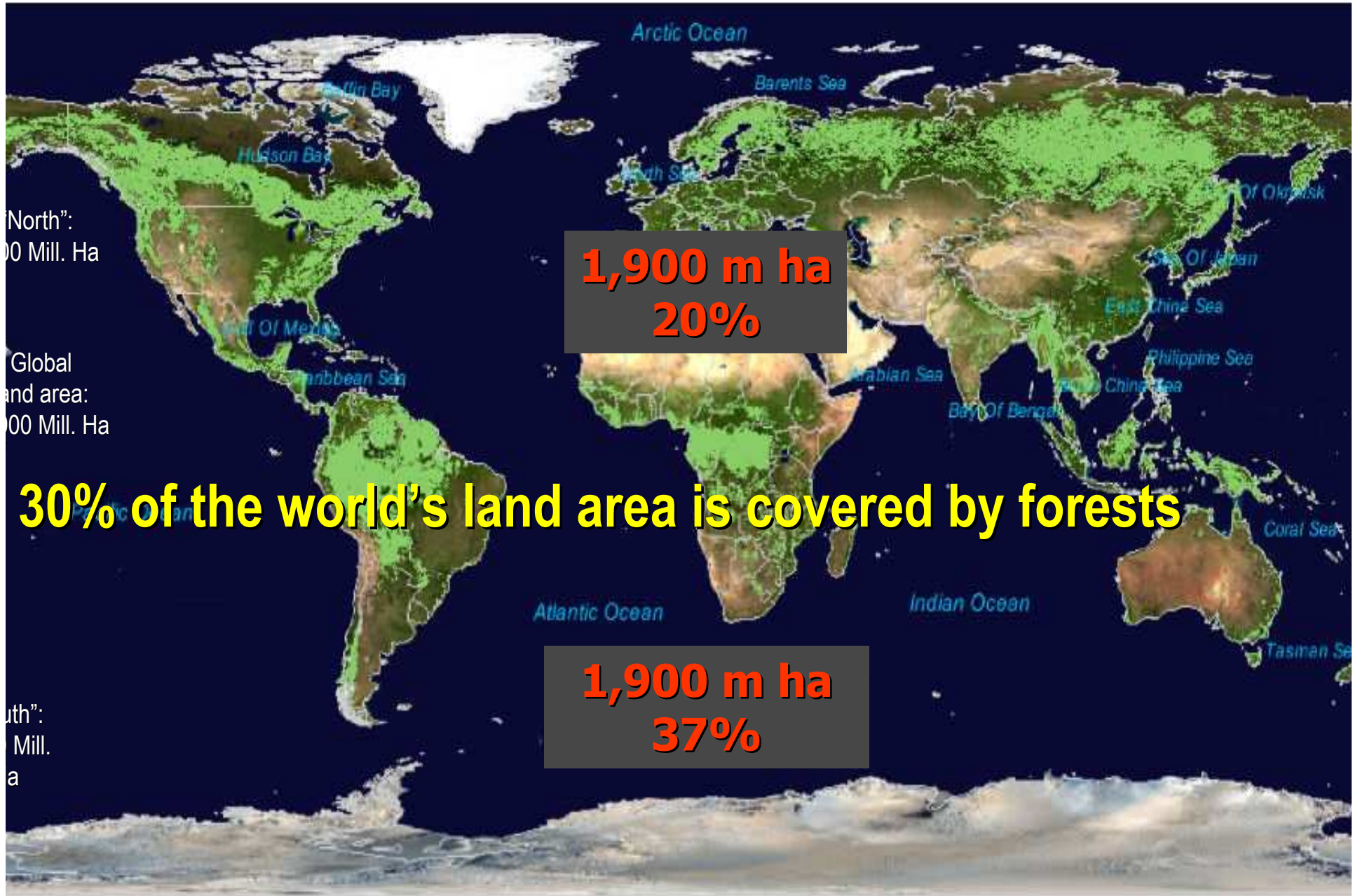
-10

Human interventions

Year 10<sup>3</sup>



**All present has a past: the world's forests, 6000 years ago**



**Panta rhei: the world's forests, today**



# A fact not to forget.....

- 4 countries possess half of the world's forest area;
- 10 countries possess two thirds of the world's forest area;
- The forest area of 15 countries adds up to three quarters of the world's forest area;
- **The other 198 countries possess only 25% of the world's forest area.**

	<i>Forest area (million ha)</i>	<i>Cumulative forest area (million ha)</i>	<i>Relative to total forest area (%)</i>	<i>Cumulative relative figures (%)</i>
<i>Russia</i>	851	851	22.4	22
<i>Brazil</i>	543	1394	14.3	36
<i>Canada</i>	244	1638	6.4	43
<i>USA</i>	226	1864	5.9	49
<i>China</i>	163	2027	4.3	53
<i>Australia</i>	154	2181	4.1	57
<i>DRC</i>	135	2316	3.6	61
<i>Indonesia</i>	104	2420	2.7	63
<i>Angola</i>	69	2489	1.8	65
<i>Peru</i>	65	2554	1.7	67
<i>India</i>	64	2618	1.7	69
<i>Sudan</i>	61	2679	1.6	70
<i>Mexico</i>	55	2734	1.4	72
<i>Bolivia</i>	53	2787	1.4	73
<i>Colombia</i>	49	2836	1.3	74
<i>Other 198 countries</i>	964	3800	25.4	100

# Forest Investment Potential for Climate Change Mitigation

Deforestation rate\relative forest cover	Low forest cover countries	High forest cover countries
Countries with high deforestation rate	<p><b>REDD: high/medium potential</b></p> <p><b>SFM: low/no potential</b></p> <p>Restoration: high potential</p> <p>A/R: high potential</p>	<p><b>REDD: high potential</b></p> <p><b>SFM: high potential</b></p> <p>Restoration: high potential</p> <p>A/R: high potential</p>
Countries with low deforestation rate	<p><b>REDD: low/no potential</b></p> <p><b>SFM: low/no potential</b></p> <p><b>Restoration: medium potential</b></p> <p>A/R: high potential</p>	<p><b>REDD: medium potential</b></p> <p><b>SFM: high potential</b></p> <p>Restoration: low potential</p> <p>A/R: low/medium potential</p>
Countries with zero deforestation/ increasing forest area	<p><b>REDD: no potential</b></p> <p><b>SFM: low potential</b></p> <p>Restoration: low/medium potential</p> <p>A/R: medium potential</p>	<p><b>REDD: no potential</b></p> <p><b>SFM: high potential</b></p> <p>Restoration: low/no potential</p> <p>A/R: low potential</p>

# Financing Needs for Climate Change Mitigation

UNFCCC 2007 estimates for Non-Annex I countries by 2030

Item	USD billion/year
opportunity costs for REDD	12.2
Investment needs for sustainable forest management	8.2
<b>Total</b>	<b>20.4</b>

Eliash Review 2008 estimates by 2030

USD 17-33 bill./year

which could be covered by

REDD offsets

USD 7 bill./year

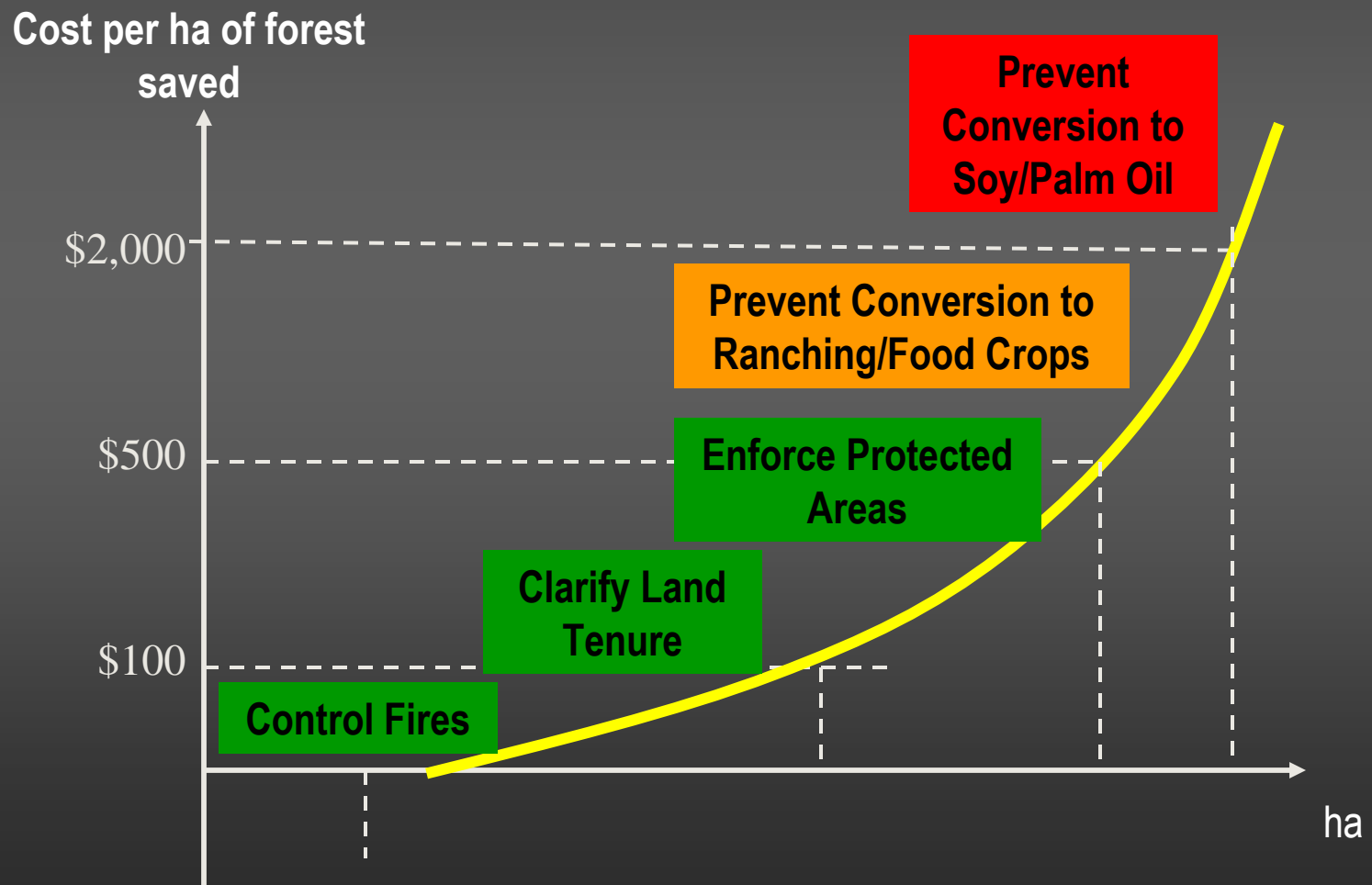
Other sources

USD 10-26 bill./year

European Union

EUR 15-25 bill./year

- **Price Carbon  $\geq$  Opportunity Cost of land**
- **Low-hanging fruit seen as opportunity**



# Reducing Emissions from Deforestation and forest Degradation – REDD -

