

Approaches to measuring corporate biodiversity performance


Matt Jones, Head of Business and Biodiversity

Why are we here?

Only 5 of 100 top companies made biodiversity commitments that were specific, measureable, and time bound

Addison et al 2018

Of the **top 100** companies, **86** have publicly available sustainability reports:



49 companies

mentioned biodiversity or biodiversity related issues, and an additional

16 companies

mentioned sustainable forestry or fishing (with no mention of biodiversity)

31 companies had a clearly stated biodiversity **commitments**, and an additional

12 companies had forestry or fishing goals (with no mention of biodiversity)

Trends in corporate measurement of biodiversity




Demand

- Investors
- Policy makers
- Businesses themselves



Supply

- A lack of a strong business case
- Focus on process and response
- Reporting on biodiversity-related SDGs is weak
- Significant progress has been made recently



The landscape of corporate biodiversity indicator initiatives

Portfolio analysis - finance sector

- Lifecycle analysis
- Estimate biodiversity loss from drivers



Site based

- Biodiversity performance
- Impact mitigation effectiveness

Product based

- Life cycle analysis based
- Uses company and external data
- Quantifies product impact down the supply chain



Supply chain screening

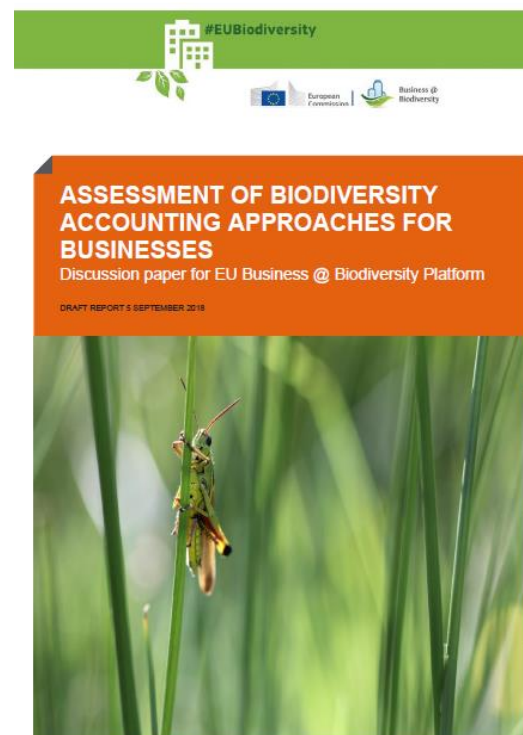
- Based on global data sets
- Acts as risk screening tool to identify high sensitivity commodities



The EU Business @Biodiversity Platform



Assessment of Biodiversity Accounting Approaches for Business



- Approaches tend to follow:
 1. Scoping
 2. activity > pressure
 3. pressure > impact
- Whole value chain covered (but not by a single approach)

Initiative	Target
Global Biodiversity Score	All sectors
Biodiversity Impact Metric	All sectors
Biodiversity Indicators for Extractives	Extractives Sector
Product Biodiversity Footprint	All sectors
ASN Biodiversity Footprint	Financial Institutions
Agrobiodiversity Index	Agro-industry
Biodiversity Footprint Calculator	All sectors
Impact Index + Positive Scoring	All Sectors
Bioscope	All sectors
Biodiversity Return on Investment	All sectors

Efforts to coordinate

Coordination across initiatives


- Common ground needs to be sought
- “Measuring the ‘Unmeasurable’” – a new partnership
- Form a common view amongst key stakeholders on measurement, monitoring and disclosure of corporate impact and dependence on biodiversity

Translation to policy context


- For policy makers to inform the post-2020 biodiversity policy framework
- For business to inform practice and performance



Did you know, there are 15 different initiatives developing biodiversity indicators for the private sector?




15? That's crazy! We need one overarching initiative to bring them all together...



THE NEXT DAY...

Did you know, there are 16 different initiatives...





Thank You

UN
environment



WCMC

www.unep-wcmc.org
[@mij_matt](https://twitter.com/mij_matt)