

GTI Forum:

In Support of Achievement of Post-2020 Biodiversity Targets: Achievements & Further Needs in Africa

RJ Sebola

Chief Director: Foundational Biodiversity Science

R.Sebola@sanbi.org.za



Outline/Overview

- Key National Milestones / Achievements
- Collaborations: Regional, Continental & Global
- Key Challenges

Key National Milestones:

- ***Completion of Taxonomic Inventories***
 - E-Flora for South Africa: Descriptive information for all known plant species (i.e. > 20 400 plant species)
 - E-Fauna for South Africa: Descriptive information for all known animal species (i.e. > 67 000 animal species)
- ***Value Add:***
 - Current knowledge on species and population diversity
 - Allows for determination of priority species and setting of target for conservation

Key National Milestones:

- ***Biodiversity Human Capacity Development Strategy (2010 – 2030)***
 - Groen Sebenza initiative (*green work*) – placement of > 900 youth in 44 national partner organizations across sector
- ***Value Add:***
 - Pooling resources to invest in future biodiversity scientists, conservationists and policy makers
 - Allows for determining critical and priority skills for future

Key National Milestones/Achievements cont...

The National Biodiversity Strategy and Action Plan (NBSAP): 2015 – 2025.

- The 55 targets of NBSAP align with the Aichi Biodiversity Targets
- 27% of the activities in the NBSAP fully achieved, 64% partially achieved, 6% not achieved and 3% no longer applicable.

National Biodiversity Data Mobilization Efforts

- Foundational Biodiversity Information Programme (FBIP) – to fund mobilization of foundational (descriptive and occurrence) data
- National Science Collections Facility (NSCF) – improve research infrastructure for biodiversity collections, recording, storing and information sharing amongst national institutions
- National Network of Biobanks (NBBF) – storage of genetic material

Key National Milestones/Achievements cont...

➤ ***Regular Assessments on Status of Biodiversity***

- National Biodiversity Assessment – status of South Africa's ecosystems and biodiversity
- Status of Biological Invasions and their Management in South Africa.



➤ ***Value Add:***

- Current knowledge on species and population diversity
- Allows for determination of priority species and setting of target for conservation
- Synthesis of best available science on ecosystems, species and genetic diversity across all realms – terrestrial, inland aquatic, estuarine, marine and sub-Antarctic territory.
- Completion of Red List Index (RLI) for different taxonomic groups

Collaborations: Regional, Continental & Global

- Transfrontier Parks and Conservation Areas
- Millennium Seed Bank Partnership with Kew, United Kingdom – collection of seeds from endemic and threatened species for ex situ conservation
- Crop Wild Relatives strategy – RSA in partnership with Mauritius, and Zambia on conservation of these crops in the wild
- AU Process – Towards Agenda 2063

Transfrontier Conservation Areas (TFCAs)

-  TFCAs supported by the Peace Parks Foundation
-  TFCAs development under consideration



Regional and Continental collaborations (Transfrontier Parks / Conservation Areas)

- Lubombo Transfrontier Conservation and Resource Area: 4,195 km² in extent, of which 317 km² (8%) is in Swaziland, 2,783 km² (66%) is in Mozambique, and 1,095 km² (26%) is in South Africa.
- Maloti-Drakensberg Trans frontier Conservation and Development Area: 8,113km² in extent of which 5,170 km² (64%) is in Lesotho and 2,943 km² (36%) is in South Africa.
- Great Limpopo Transfrontier Park: (Formerly Gaza-Kruger-Gonarezhou Transfrontier Park) 35,000km² in extent of which 10,000 km² is in Mozambique, 20,000 km² in South Africa and 5,000 km² in Zimbabwe.
- Greater Mapungubwe Transfrontier Conservation Area: 4,872 km² in extent, 2,561 km² (53%) in South Africa, 1,350 km² (28%) in Botswana, and 960 km² (19%) in Zimbabwe
- Kgalagadi Transfrontier Park (KTP): 37,991 km² in extent, with 9,591 km² (27%) in South Africa and the remainder in Botswana.
- Richtersveld Transfrontier Conservation Park: 6,222 km² in extent with 1,902 km² (31%) in South Africa, and the remainder (69%) in Namibia.

Collaborations: Regional, Continental & Global

- Global Biodiversity Information Facility, GBIF
- IPBES Assessments – Participation and contribution to the Global and African Assessments of biodiversity

Foundational Biodiversity Data Sharing



GBIF

Global Biodiversity
Information Facility

South African data
on GBIF



Animalia

20 102 122

occurrences



Plantae

1 971 437

occurrences



Fungi

38 321

occurrences



Archaea

89

occurrences



Bacteria

3 406

occurrences



Chromista

30 484

occurrences



Protozoa

488

occurrences



Virus

3 406


occurrences



Incertae sedis

480

occurrences



The regional assessment report on
BIODIVERSITY AND
ECOSYSTEM SERVICES
FOR AFRICA



Challenges

- Poor data sharing and decentralized National Biodiversity Databases
- Ineffective coordination on Biodiversity data generation and collation across the African continent e.g. GBIF Africa network
- Inadequate resources (Finances and Human Capacity) for implementation of national strategies and plans
- Lack of access to appropriate technologies

THANK YOU

RJ Sebola

Chief Director: Foundational Biodiversity Science

R.Sebola@sanbi.org.za