

# PoWPA Action Plan



## The disconnects

### Implementation

Plan of action


People who implement

Plan of action

Available funding

Capacity building

Participants to capacity building workshops



# implementation plan of action

## COP 10 Decision X/31

Para 1 (b) *Invites* Parties to develop a **long-term action plan** or reorient relevant existing plans... for the implementation of PoWPA , including appropriate implementation mechanisms,... **detailing a list of activities, timelines, budget and responsibilities**, based upon the results of key assessments of the programme of work on protected areas, **with a view to contributing to the implementation of the Strategic Plan of the Convention** and *requests* the Executive Secretary to submit **a report on the preparation of such plans to the Conference of the Parties at its eleventh meeting**



## plan of action



## available funding

### COP 10 Decision X/31

Para 10 *Invites* Parties to:

(a) Develop and implement **sustainable finance plans** in accordance with national legislation and systems, for protected area systems **by 2012** and support individual protected areas **,based on realistic needs assessments and a diversified portfolio of traditional and innovative financial** mechanisms;

(b) **Timely and appropriately** use the protected-area biodiversity allocations of the fifth replenishment period of the Global Environment Facility, as well as bilateral, multilateral and other financial support relevant for protected areas **using their action plan** for implementing the programme of work on protected areas **as the basis for accessing funds** ;

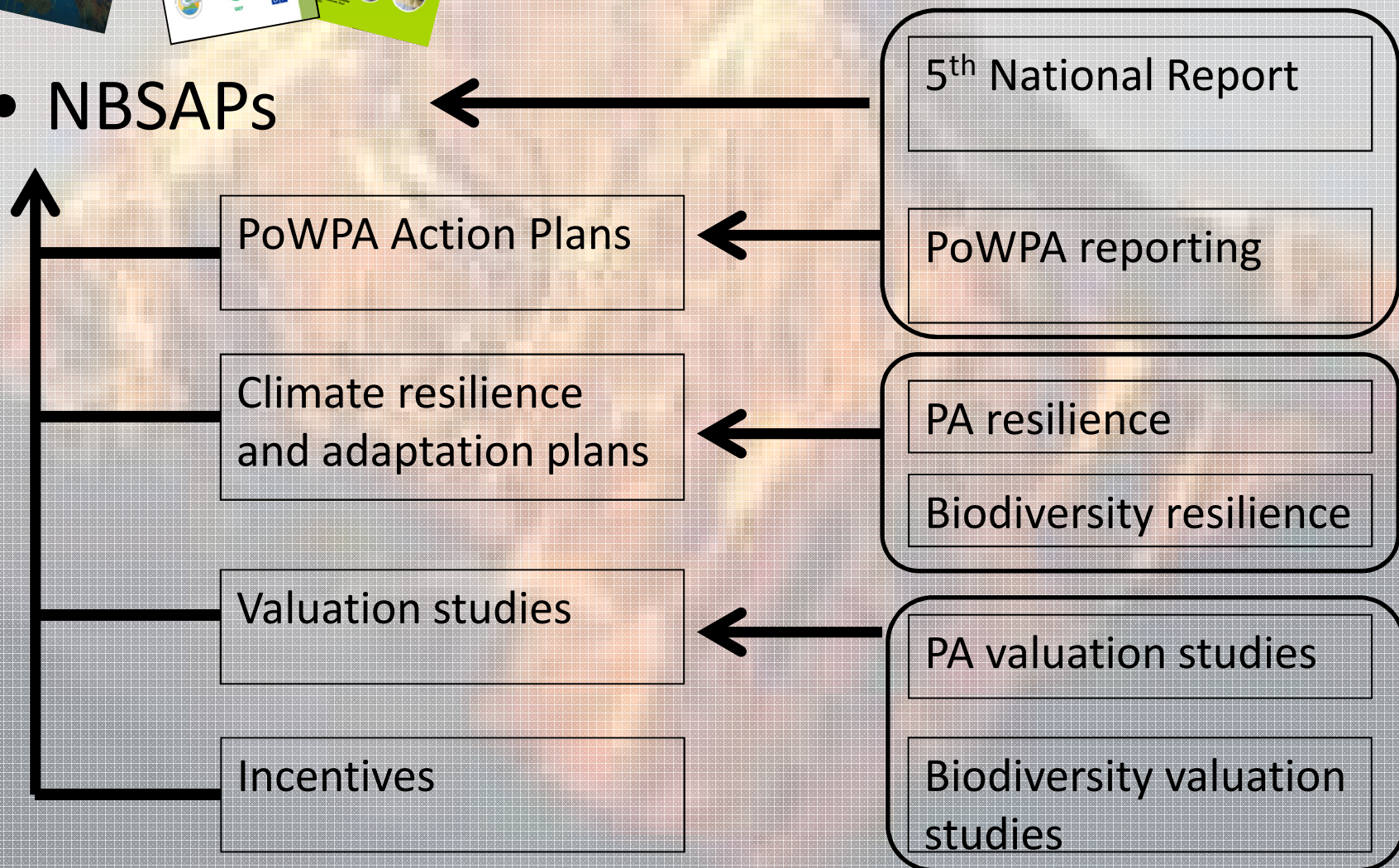
Para 13. The COP *Urges* the **Global Environment Facility and its Implementing Agencies** to streamline their delivery for expeditious and proportionate disbursement and **to align the projects to national action plans** for the programme of work on protected **areas for appropriate, focused, sufficient and harmonious interventions and continuity of projects**

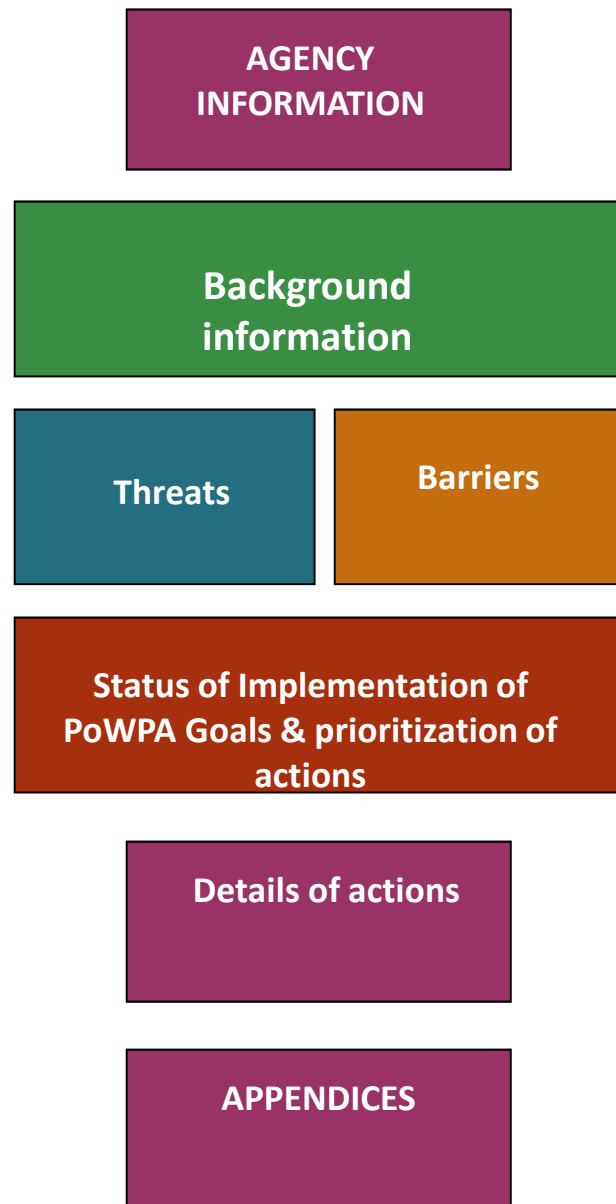


## actual implementation



## • NBSAPs






## Elements of a PoWPA Action Plan

- Agency information
- Background information
- Threats & barriers
- Status of implementation of PoWPA
- Prioritization of actions
- Details of actions, timelines and budgets
- Appendices -- assessment results

# Blank Template for Action Plan

Action Plan for Implementing the  
Convention on Biological Diversity's  
Programme of Work on Protected Areas



(INSERT PHOTO OF COUNTRY)

Samoa (Insert country name)

Submitted to the Secretariat of the Convention on Biological Diversity October 6, 2011

# STATUS, PRIORITIZATION AND ACTION PLANS

| Status of key actions of the Programme of Work on Protected Areas   | Status | Priority | Timeline |
|---|--------|----------|----------|
| • Has a <b>multi-stakeholder advisory committee</b> been formed?  |        |          |          |
| • What is the progress on assessing <b>gaps in the protected area network</b> ? (1.1)   |        |          |          |
| • What is the progress in assessing <b>protected area integration</b> ? (1.2)   |        |          |          |
| • What is the progress in establishing <b>transboundary protected areas and regional networks</b> ? (1.3)                               |        |          |          |
| • What is the progress in developing <b>site-level management plans</b> ? (1.4)   |        |          |          |
| • What is the progress in assessing <b>threats</b> and opportunities for <b>restoration</b> ? (1.5)                                     |        |          |          |
| • What is the progress in assessing <b>equitable sharing</b> of benefits? (2.1)   |        |          |          |
| • What is the progress in assessing protected area <b>governance</b> ? (2.1)  |        |          |          |
| • What is the progress in assessing the <b>participation</b> of indigenous and local communities in key protected area decisions? (2.2) |        |          |          |
| • What is the progress in assessing the <b>policy environment</b> for establishing and managing protected areas? (3.1)                  |        |          |          |
| • What is the progress in assessing the <b>values</b> of protected areas? (3.1)   |        |          |          |
| • What is the progress in assessing protected area <b>capacity</b> needs? (3.2)   |        |          |          |
| • What is the progress in assessing the <b>appropriate technology</b> needs? (3.3)  |        |          |          |
| • What is the progress in assessing protected area <b>sustainable finance</b> needs? (3.4)  |        |          |          |
| • What is the progress in conducting <b>public awareness</b> campaigns? (3.5)   |        |          |          |
| • What is the progress in developing <b>best practices and minimum standards</b> ?  |        |          |          |

# STATUS, PRIORITIZATION AND ACTION PLANS

## *Action 1: (Describe action)*

| Key steps | Timeline | Responsible parties | Indicative budget |
|-----------|----------|---------------------|-------------------|
|           |          |                     |                   |
|           |          |                     |                   |
|           |          |                     |                   |
|           |          |                     |                   |
|           |          |                     |                   |

## *Action 2: (Describe action)*

| Key steps | Timeline | Responsible parties | Indicative budget |
|-----------|----------|---------------------|-------------------|
|           |          |                     |                   |
|           |          |                     |                   |
|           |          |                     |                   |
|           |          |                     |                   |
|           |          |                     |                   |

# Exercise – implementation plan

## Gap Assessment

| Major Steps – Gap Assessment                        | Who | When | Timeline | Budget |
|---|-----|------|----------|--------|
| • Select key focal species and ecosystems           |     |      |          |        |
| • Assess distribution and viability of biodiversity |     |      |          |        |
| • Set goals for each key species                    |     |      |          |        |
| • Create map of protected area boundaries           |     |      |          |        |
| • Identify key gaps                                 |     |      |          |        |
| • Communicate gaps to key decision makers           |     |      |          |        |

- For at least one high-priority action, develop an implementation plan for completing the action

## GEF 4 and 5 Allocations and Un-used Funds (million USD)

| Party              | GEF-4<br>Biodiversity<br>Allocation<br>UNUSED | GEF 5<br>Biodiversity<br>Allocation | GEF 5<br>Biodiversity<br>Allocation<br>Remaining | GEF 5<br>Climate<br>Change<br>Allocation | GEF 4 Climate<br>Change<br>Allocation<br>UNUSED |
|--------------------|---|-------------------------------------|--|--|---|
| Albania            | Group; used \$2,75                            | \$1,5                               | \$1,5  | \$2,0                                    | Group; used 0                                   |
| Armenia            | Group; used \$2,2                             | \$1,5                               | \$1,5  | \$2,35                                   | Group; used \$3,3                               |
| Azerbaijan         | Group; used 0                                 | \$1,5                               | 0  | \$6,52                                   | \$5,95  |
| Belarus            | Group; used \$1,1                             | \$1,5                               | \$0,2  | \$9,52                                   | \$2,13  |
| Bosnia-Herzegovina | Group; used \$1,05                            | \$1,5                               | \$1,5  | \$2,77                                   | Group; used \$1,1                               |
| Croatia            | Group; used 0                                 | \$1,5                               | -\$3,9   | \$3,33                                   | \$3,25  |
| Georgia            | Group; used \$2,2                             | \$1,5                               | 0  | \$2,0                                    | Group; used \$1,1                               |
| Iran               | \$3,5   | \$6,33                              | \$3,63   | \$18,69                                  | 0   |
| Kazakhstan         | \$0,06  | \$4,76                              | \$0,03   | \$15,49                                  | \$0,123   |
| Kyrgyzstan         | Group; used \$2,2                             | \$1,5                               | \$0,4  | \$2,0                                    | Group; used \$2,1                               |
| Macedonia          | Group; used \$1,5                             | \$1,5                               | \$1,5  | \$2,0                                    | Group; used 0                                   |

## GEF 4 and 5 Allocations and Un-used Funds (million USD)

| Party        | GEF-4<br>Biodiversity<br>Allocation<br>UNUSED | GEF 5<br>Biodiversity<br>Allocation | GEF 5<br>Biodiversity<br>Allocation<br>Remaining | GEF 5<br>Climate<br>Change<br>Allocation | GEF 4 Climate<br>Change<br>Allocation<br>UNUSED |
|--------------|---|-------------------------------------|--|--|---|
| Moldova      | Group; used \$1,1                             | \$1,5                               | \$1,5  | \$2,0                                    | Group; used \$2,2                               |
| Montenegro   | Group; used \$2,2                             | \$1,5                               | \$1,5  | \$2,0                                    | Group; used \$1,1                               |
| Russia       | 0   | \$24,37                             | \$15,57  | \$87                                     | \$0,472   |
| Serbia       | Group; used \$1,1                             | \$1,5                               | \$1,5  | \$4,46                                   | \$2,4   |
| Tajikistan   | Group; used \$2,0                             | \$1,5                               | \$1,5  | \$2,0                                    | Group; used \$3,3                               |
| Turkey       | 0   | \$5,65                              | \$3,03   | \$18                                     | \$5,65  |
| Turkmenistan | Group; used \$1,4                             | \$1,7                               | \$1,7  | \$5,4                                    | \$0,388   |
| Ukraine      | Group; used \$2,0                             | \$1,5                               | \$0,5  | \$22,46                                  | -\$0,017  |
| Uzbekistan   | Group; used \$2,2                             | \$1,65                              | \$1,65   | \$12,77                                  | \$6,8   |