GLOBAL PROGRESS IN IMPLEMENTING THE PROGRAMME OF WORK ON PROTECTED AREAS

Results summarized from 68 4th national reports

Element 1: SITES/SYSTEMS

- 1.1 PA system
- 1.2 PA integration
- 1.3 Transboundary
- 1.4 PA threats
- 1.5 Management

Element 3: ENABLING

- 3.1 Policy environment
- 3.2 Capacity
- 3.3 Technology transfer
- 3.4 Sustainable finance
- 3.5 Communication

Element 2: EQUITY

- 2.1Benefitssharing
- 2.2 Participation

Element 4: STANDARDS

- 4.1 Best practices
- 4.2 Management effectiveness
- 4.3 Monitoring
- 4.4 Scientific knowledge

Target 1.1

To establish and strengthen national and regional systems of protected areas integrated into a global network

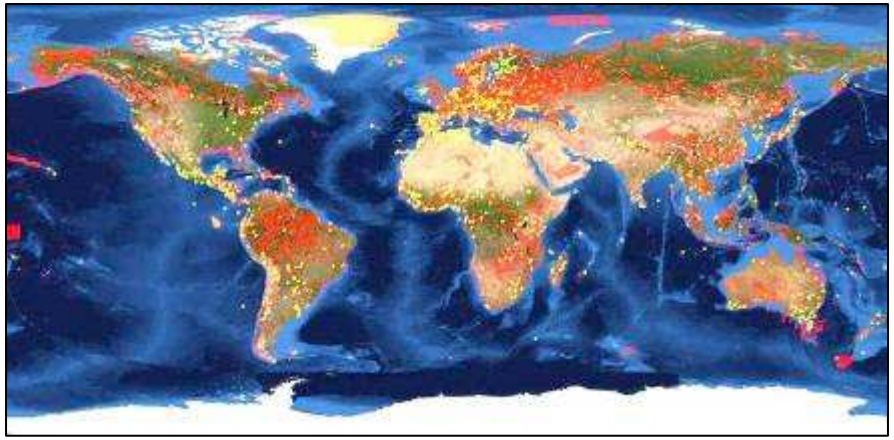

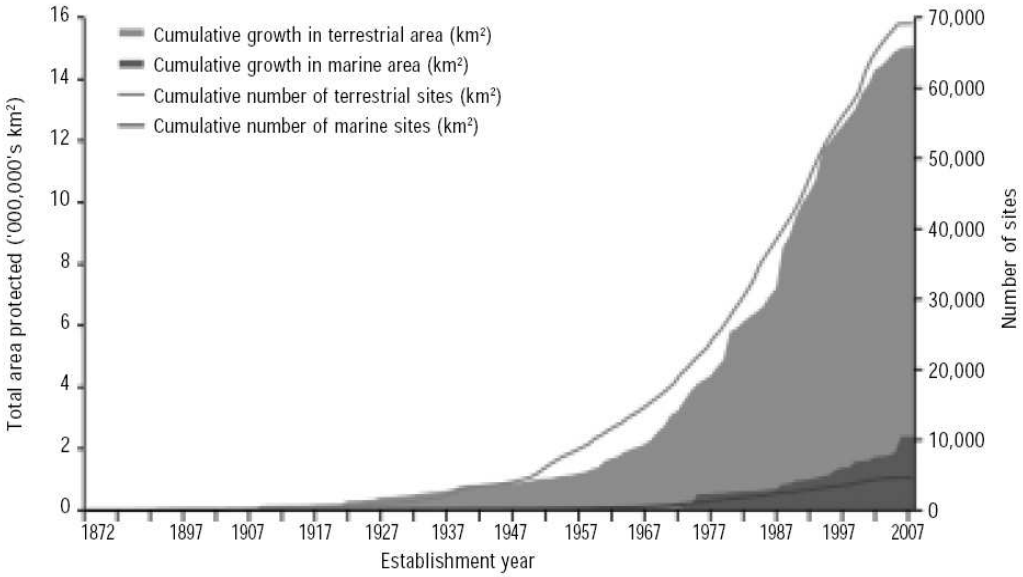

- Global coverage = 13.4%
- 54% of 821 terrestrial ecoregions had >10% protection
- More than half of the world's nations have protected >10%
- Marine coverage = 5.9% (territorial seas) and <.5% (high seas)

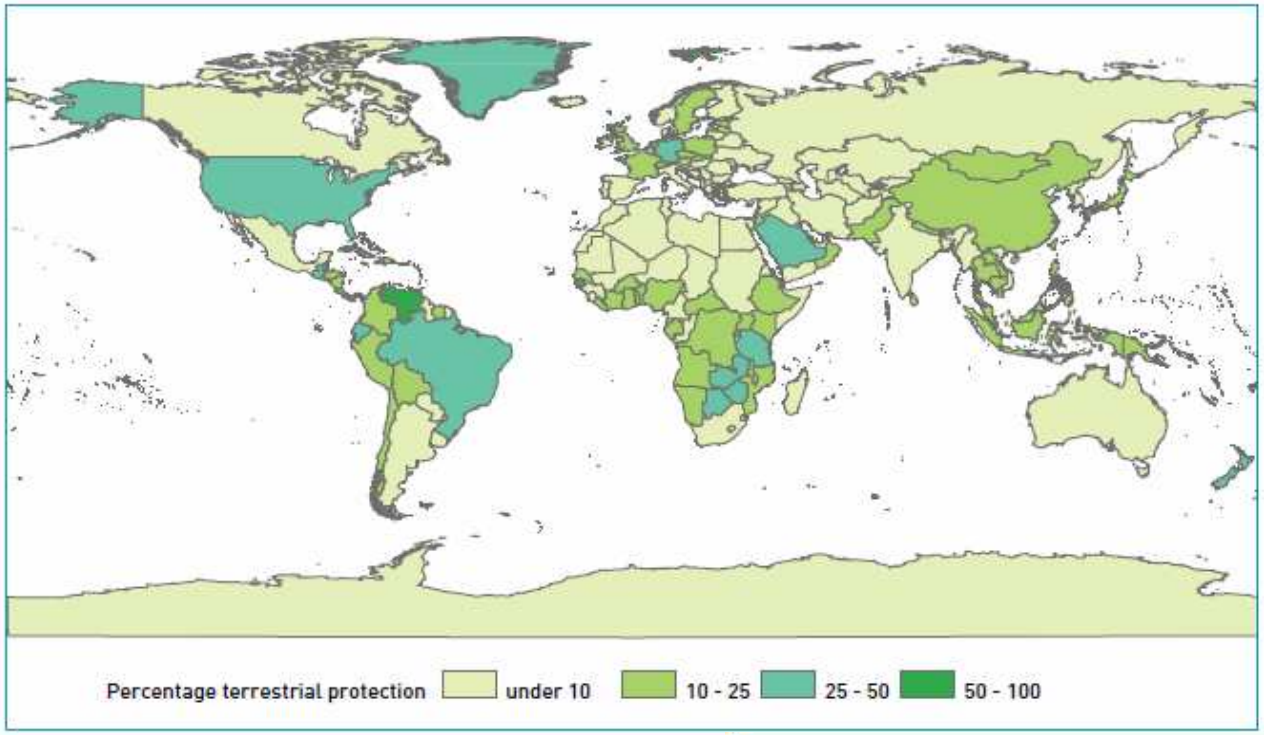

<10%

10-25%

25-50%

>50%

<10%

10-25%

25-50%

>50%

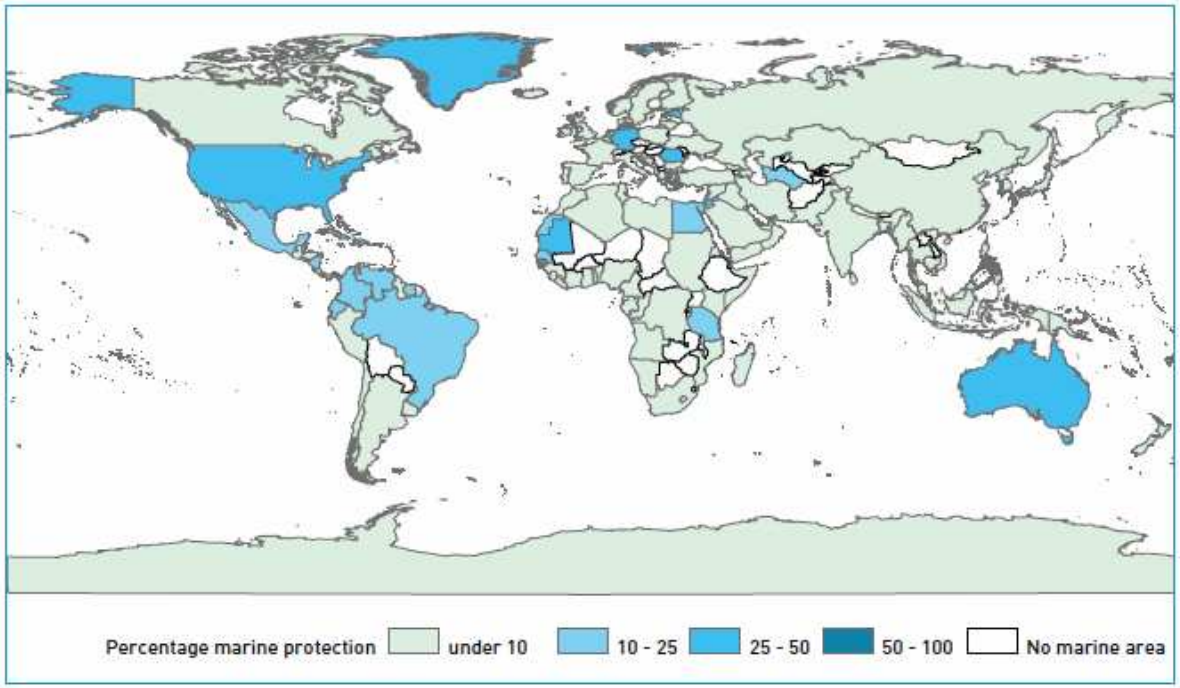

Target 1.1

To establish and strengthen national and regional systems of protected areas integrated into a global network

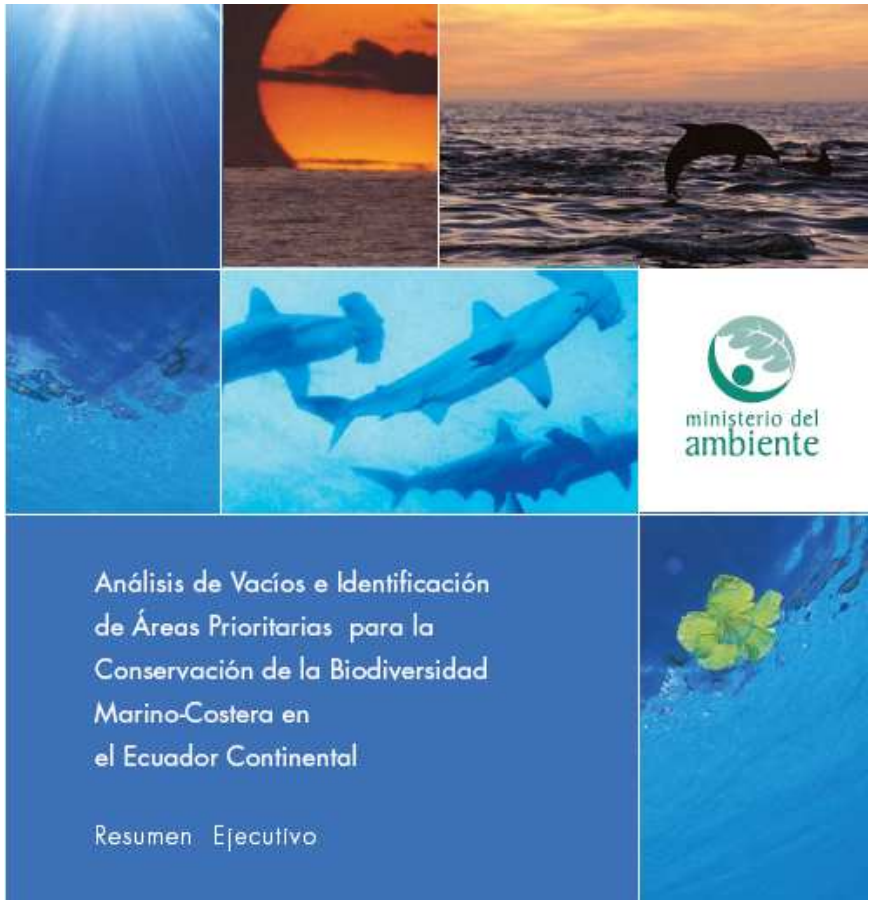

- Since 2004, 5900 new PAs, covering 60mm ha; many more to come
- At least 15 countries have completed an ecological gap assessment
- At least another 25 countries are currently conducting gap assessments

Target 1.2

To integrate protected areas into broader land- and seascapes and sectors so as to maintain ecological structure

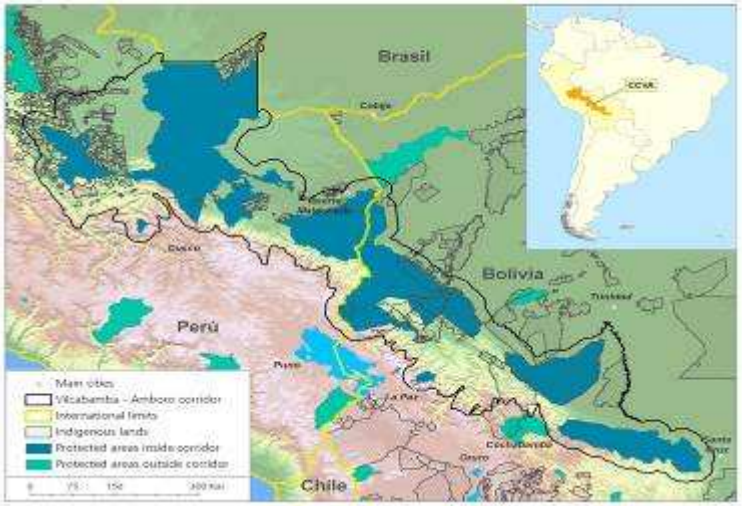

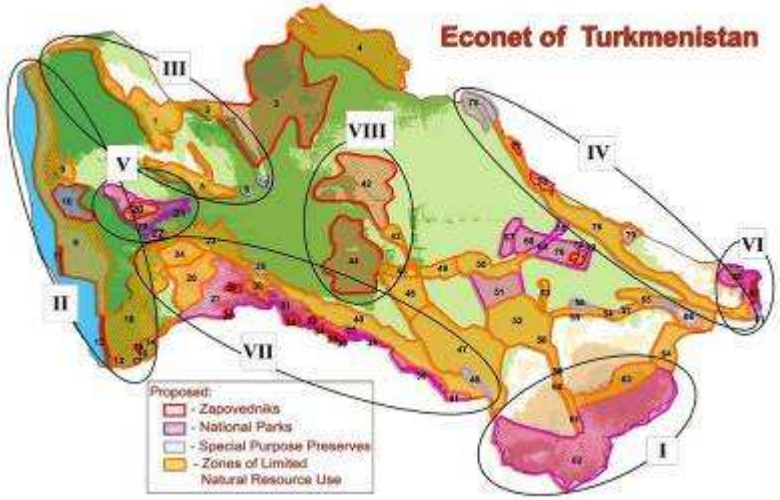

- Majority of countries reported enabling legislative and policy measures
- Highly variable reporting; few countries have completed a systematic assessment of PA integration
- Many countries integrate PAs through regional planning efforts

Target 1.2

To integrate protected areas into broader land- and seascapes and sectors so as to maintain ecological structure

- Integration into economies and natural resource sectors lags
- Poor coordination and integration between sectors is one of the most vexing and common weakness of protected area systems

Target 1.3

To establish and strengthen regional networks, transboundary protected areas and collaboration

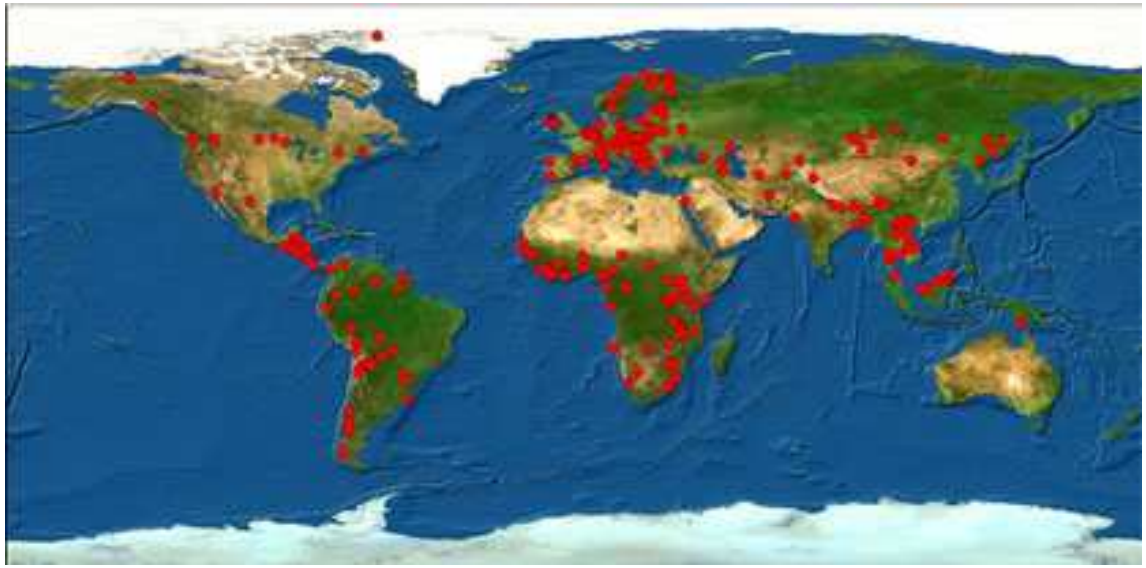

- At least 227 transboundary PA complexes (as of 2007)
- Nearly all countries reported collaboration with neighboring countries
- Scores of regional networks have been established – 70 in Latin America alone

Target 1.4

To substantially improve site-based protected area planning and management

- Only 30% of protected areas have management plans in place
- About 30% of protected areas are in the process of developing management plans
- Some notable exceptions: Colombia (98%); Sweden (75%)
- Most countries have guidelines and approaches in place to develop management plans

Target 1.5

To prevent and mitigate the negative impacts of key threats to protected areas

- Nearly all reporting countries have identified key threats
- Many countries report climate change as key threat; other major threats include fragmentation, invasive species, mining and drilling, altered fire and hydrological regimes
- Reporting on threats is highly variable
- Few countries have completed threat assessments; results not incorporated into planning; mitigation efforts lag behind

Target 2.1

To promote equity and benefit-sharing

- Nearly all reporting countries have legislative and policy frameworks in place for equitable benefits sharing
- Very few countries reported any detail on equitable benefits sharing
- Very few systematic assessments of costs and benefits of establishing protected areas

Target 2.2

To enhance and secure involvement of indigenous and local communities and relevant stakeholders

- Nearly all reporting countries have laws and policies in place for stakeholder engagement
- Many countries have measures for indigenous community conserved areas
- A large number of countries are assessing governance types, and promoting alternative and innovative governance types
- Actual progress in setting up innovative PAs is lagging

Target 3.1

To provide an enabling policy, institutional and socio-economic environment for protected areas



- The majority of countries reported having policy, social and institutional frameworks in place
- Major obstacles are inadequate inter-sectoral coordination, land tenure issues, jurisdictional conflicts, boundary disputes, resource conflicts
- Very low reporting on incentives
- Only a few countries have assessed the value of PAs to national economies

Target 3.1

To provide an enabling policy, institutional and socio-economic environment for protected areas

- Notable exceptions: Venezuela, Bolivia, Mexico, Indonesia
- At least a dozen countries are working on this issue, and will finish before CoP 10

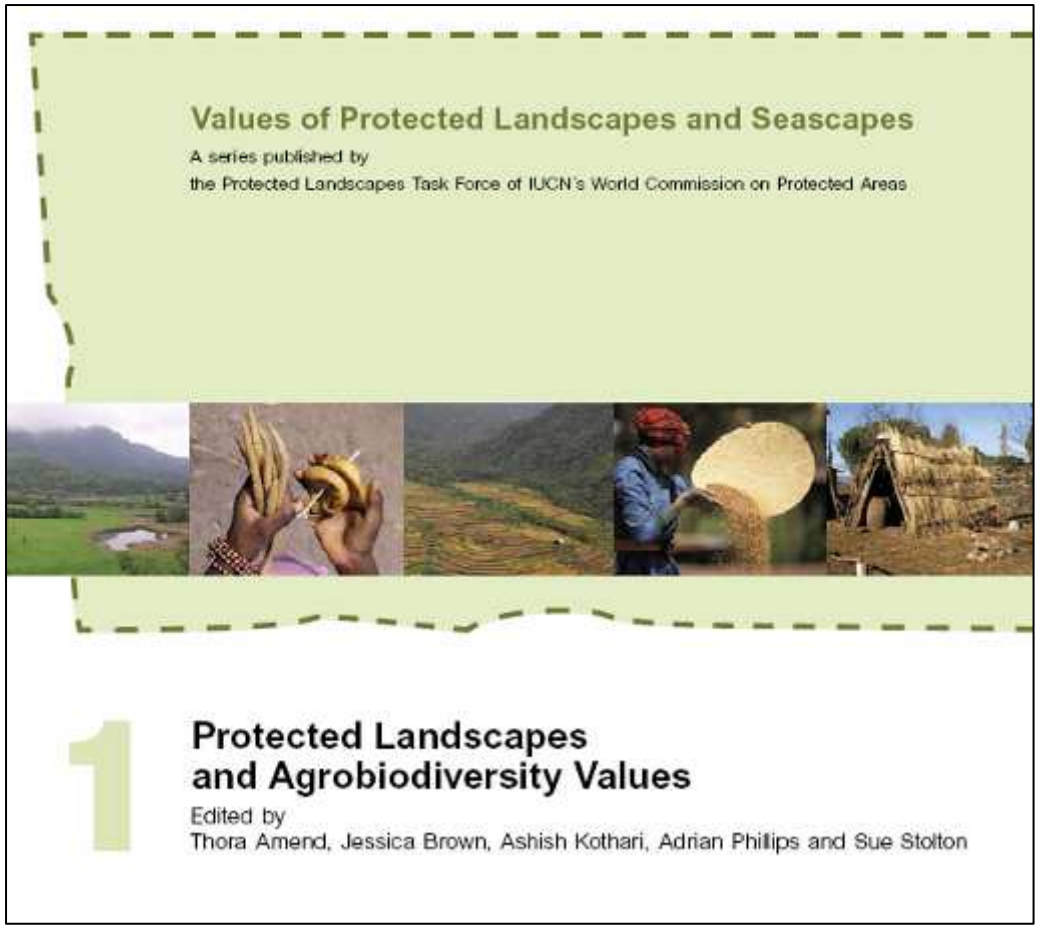

Target 3.2

To build capacity for the planning, establishment and management of protected areas

- Nearly all countries are assessing capacity needs, many are establishing capacity building programs
- Many countries are also designing professional training programs for protected areas (e.g., Colombia, Lao PDR, Costa Rica)
- Capacity is still a primary barrier to effective PA management
- Global capacity efforts have helped

“Friends of PoWPA” Workshop series

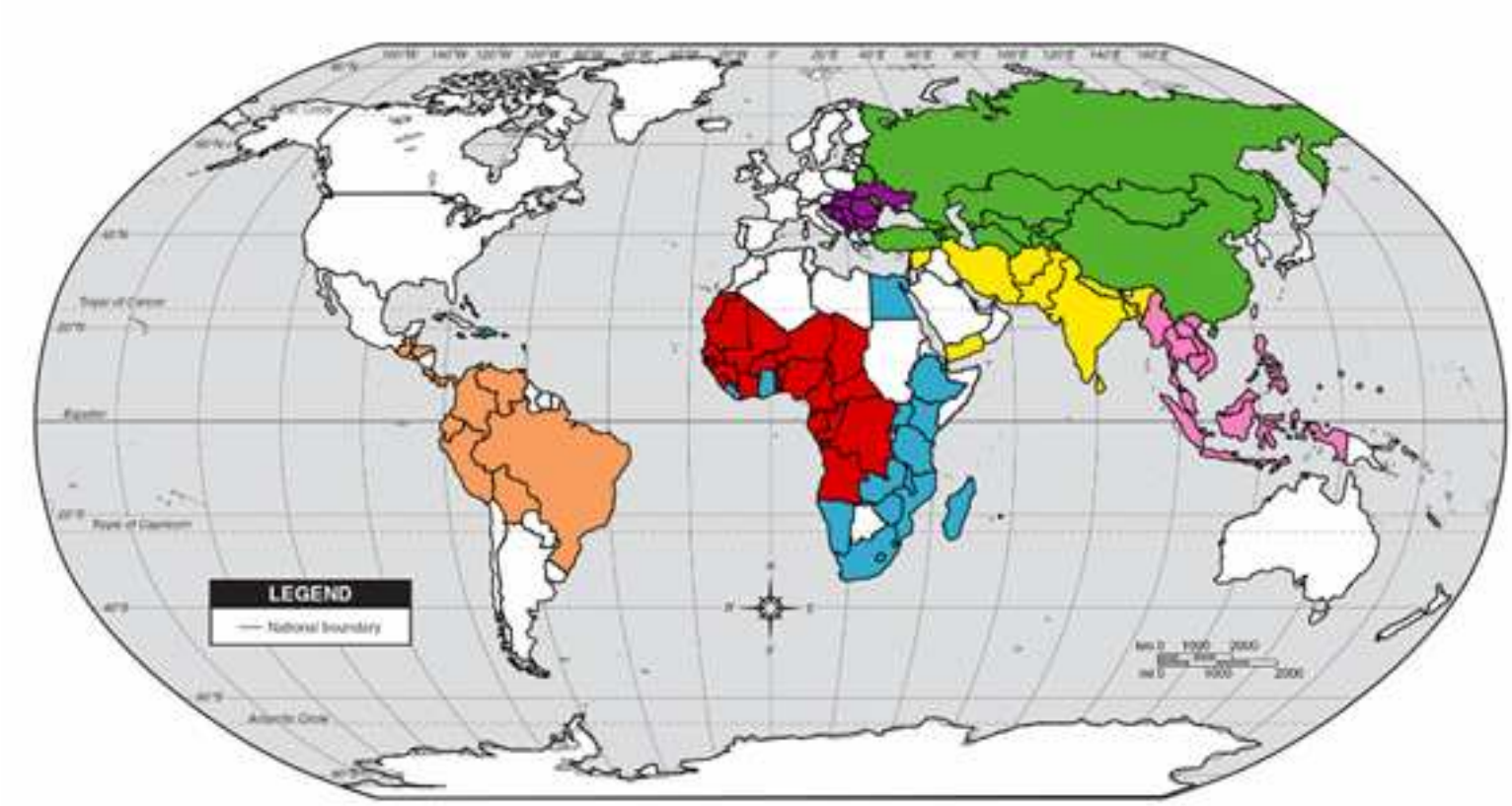

- 113 countries, 750+ PA specialists
- Widely acclaimed at CoP 10
- Phase II in progress (governance, PA values, PA integration)

Target 3.3

To develop, apply and transfer appropriate technologies for protected areas

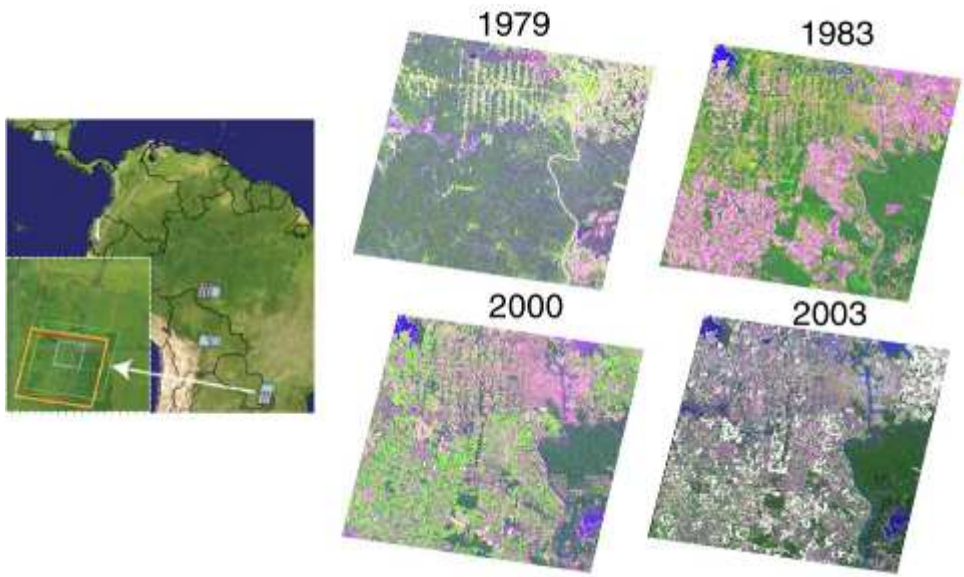

- Most countries reported use of innovative approaches and technologies, especially GIS and remote sensing
- There is still a large gap between countries with high vs. low technical capacity
- Many countries called for more regional collaboration on data and technology

Target 3.4

To ensure financial sustainability of protected areas and national and regional systems of protected areas

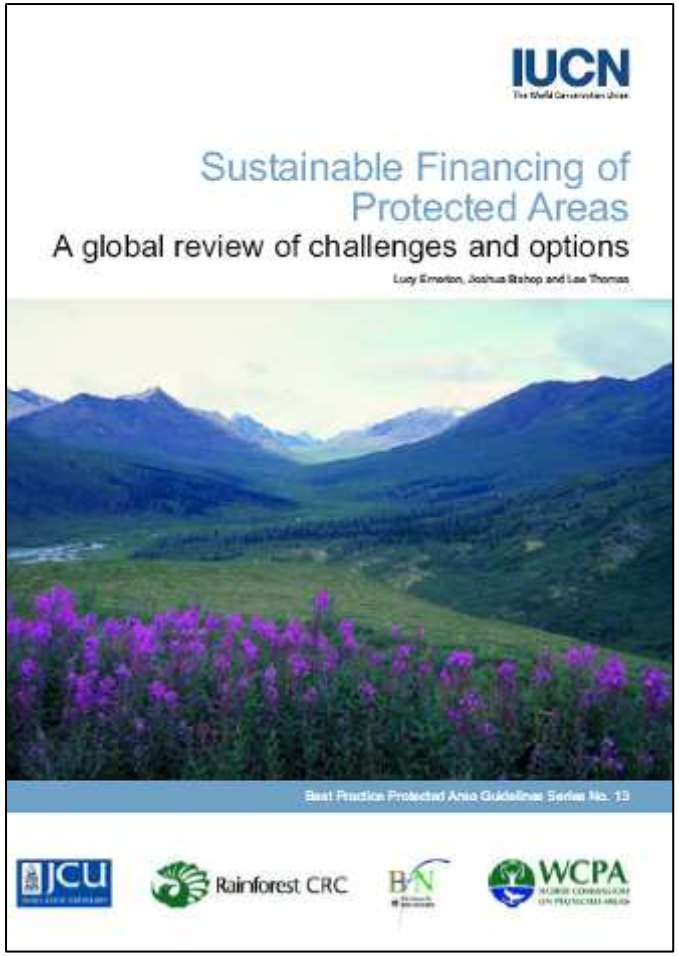

- Financial needs assessments are only available for 19 countries; only a few have developed finance plans; implementation data is unavailable
- Most of these assessments do not take into account results of ecological gaps or management effectiveness assessments
- Majority of countries rely solely or primarily on government funding, with few innovative finance mechanisms in place

Financial Sustainability

“ **ability to secure stable and sufficient long-term financial resources, and to allocate them in a timely manner and appropriate form, to cover the full costs of protected areas (direct and indirect) and to ensure that protected areas are managed effectively and efficiently**”.

Sustainable Finance Plan

- **“ an iterative and broadly owned plan to attract sufficient and sustainable financial resources to effectively manage the protected area system. It identifies, prioritises, and presents strategies to fill funding gaps.”**

Target 3.4

To ensure financial sustainability of protected areas and national and regional systems of protected areas



- Over 15 years, GEF funded 1.6 billion to protected areas; 23 countries have trust funds
- Timely and appropriate use of available GEF funds is critical
- Estimated global funding gap for PAs is enormous
- Funding shortfall is about 60-70% of needs

UNDP/GEF Early Action Grants

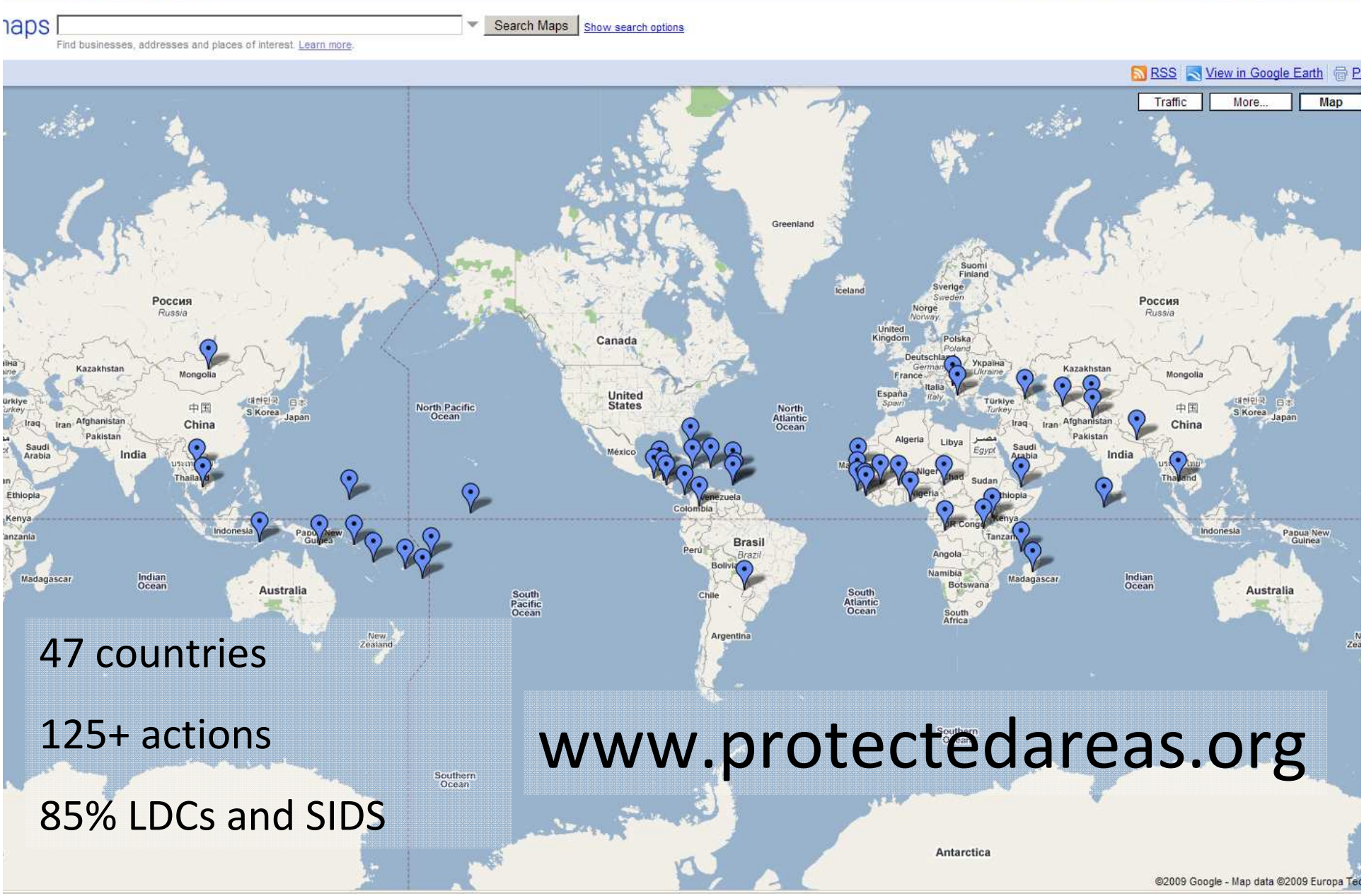

47 countries

125+ actions

85% LDCs and SIDS

www.protectedareas.org

Target 3.5

To strengthen communication, education, public awareness

- Most countries reported some related activities
- Common approaches include brochures, booklets, posters, websites, CDs, guided tours, interpretation and visitor centers, and school curricula
- Several countries have campaigns for valuing nature
- Global efforts include “Arguments for Protection”
- Recent TEEB chapter

Target 4.1

To develop and adopt minimum standards and best practices for national and regional protected area systems

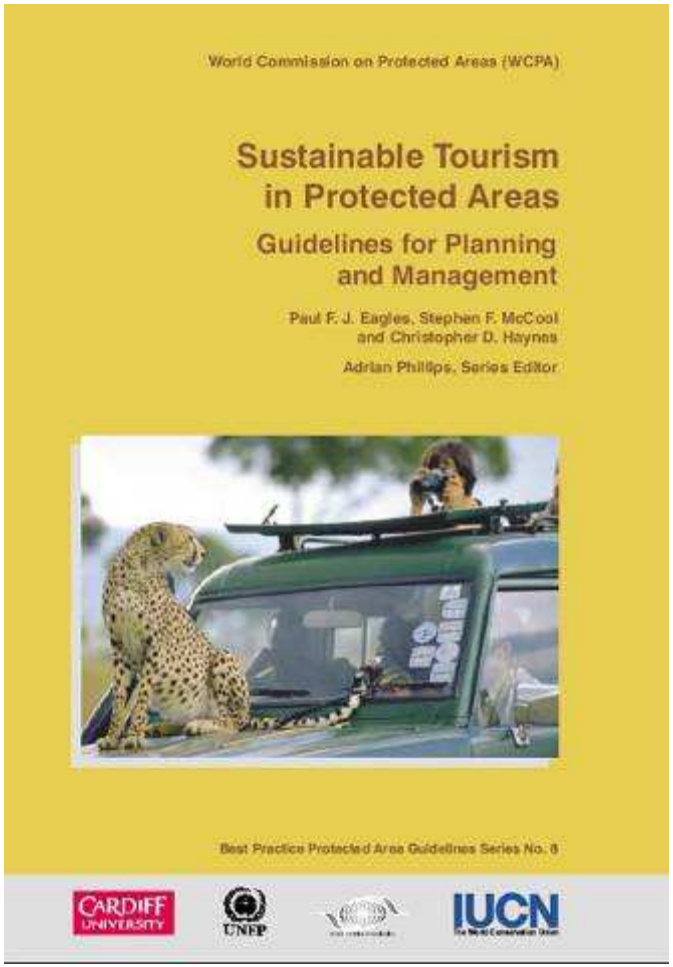

- Only a few countries reported having comprehensive standards and best practices in place
- Although global guidelines exist, these have yet to be widely adapted into national policies
- Management planning and management effectiveness is a priority

Target 4.2

To evaluate and improve the effectiveness of protected areas management

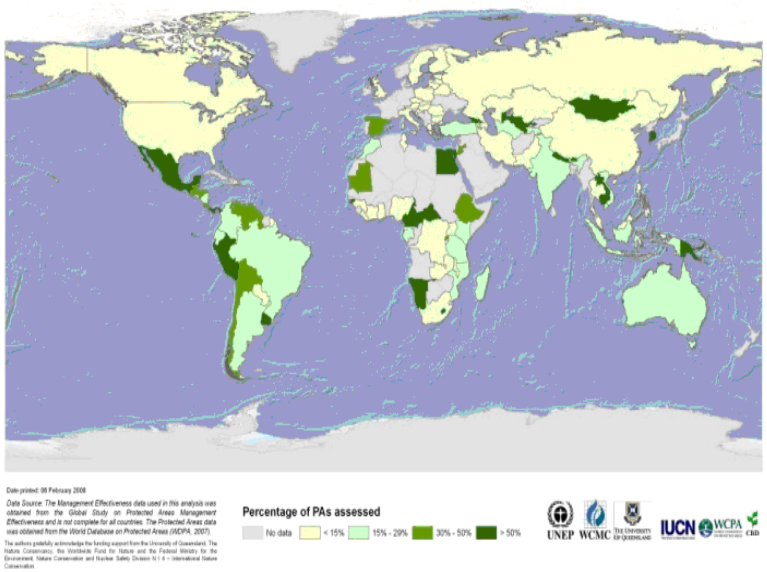

www.wdpa.org/ME/

- Over 100 countries have assessed management effectiveness, but less than 10% PAs have been assessed
- RAPPAM and METT methodologies account for the vast majority of assessments
- A global study of 7600 assessments found that 14% were clearly ineffective, 22% were clearly effective
- There are great disparities in effectiveness between high and low HDI countries

Target 4.3

To assess and monitor protected area status and trends

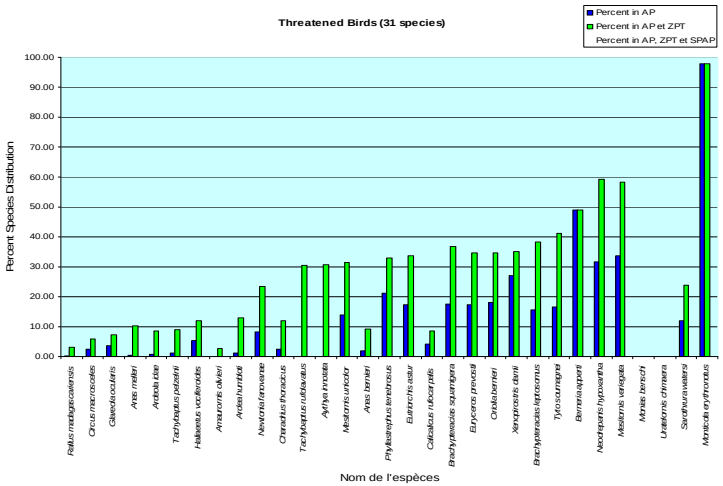

- Only a few reporting countries have mechanisms in place for monitoring the coverage, status and trends in biodiversity (e.g., Madagascar)
- Although all countries indicated that environmental ministries are responsible for reporting statistics to WCMC, there are many reporting gaps
- WDPA has shown major improvements in reporting global coverage; launch of marine site

Target 4.4

To ensure that scientific knowledge contributes to the establishment and effectiveness of protected areas



- Many countries reported using scientific knowledge in establishing and managing protected areas
- IUCN and NGOs have played a significant role in supporting scientific knowledge through publications, capacity, training, technical support
- Difficult target to measure, quantify

Merci
XIE XIE
Thanks
SUKRANJ

Is this analysis consistent with your experience?

What resonates and what doesn't?

What are a couple of examples where these targets have been fully implemented? What worked?

What hasn't worked well?

Other insights?