



Convention on Biological Diversity

Distr.
GENERAL






14 September 2017

ENGLISH ONLY

REGIONAL BIO-BRIDGE INITIATIVE ROUND TABLE
FOR ASIA AND THE PACIFIC
Incheon, Republic of Korea, 16-19 October 2017

Information Note for Participants

QUICK LINKS (Control + click on icons for web page to directly access text in document)

 <p>Visa Information (page 3)</p>
 <p>Meeting Documents (page 2)</p>
 <p>Hotel Information (pages 4, 10)</p>
 <p>Weather Information (page 4)</p>
 <p>Currency Information (page 4)</p>

INFORMATION HIGHLIGHTS

1. OPENING	2
2. VENUE	2
ANNEX A – DIRECTIONS TO VENUE - SHUTTLE BUS AND SUBWAY INFORMATION	6
3. LOCAL CONTACT PERSON	2
5. DOCUMENTS	2
6. GENERAL INFORMATION ON ACCESS TO INCHEON, REPUBLIC OF KOREA	2
7. VISA INFORMATION	3
8. HOTEL INFORMATION	4
ANNEX B – HOTEL LIST	10
10. WEATHER AND TIME ZONE INFORMATION	4
11. ELECTRICITY	4
12. CURRENCY	4
13. DISCLAIMER	5

1. Opening

The Regional Bio-Bridge Initiative Round Table for Asia and the Pacific will be held from 16 to 19 October 2017 in Incheon, Republic of Korea. The meeting will start at 9:00 a.m. on Monday, 16 October 2017.

2. Venue

The meeting will be held at:

National Institute of Biological Resources (NIBR)

Exhibition Building, Seminar Room 201

Hwangyeong-ro 42, Seo-gu

Incheon, 22689

Republic of Korea

Tel: +82-32-590-7100

Website: www.nibr.go.kr/eng/main/main.jsp

Directions to the venue from the Geoman subway station are shown in Annex A below.

3. Local Contact Person

The Secretariat of the Convention on Biological Diversity is organizing the logistics for this meeting in partnership with a local organizer, the National Institute of Biological Resources.

For any urgent matters upon your arrival in Incheon, kindly contact: Ms. Myounghai Kwak,
e-mail: mhkwak1@korea.kr, Tel: +82-32 590 7186, Fax: +82-32 590 7445.

4. Working language of the meeting

The meeting will be conducted in English.

5. Documents



Participants are reminded to bring their own copies of the documents for the meeting as there will be no extra copies made available on site during the meeting. Background documents are available on the Secretariat's web site: <https://www.cbd.int/doc/?meeting=TSCWS-2017-01>

6. General information on access to Incheon, Republic of Korea



There are two airports servicing the area: Incheon International Airport (ICN/RKSI) (about 23 km from Incheon city) and Gimpo International Airport (SEL/RKSS) (about 15 km from Incheon city centre).

From Incheon Airport:

From Gimpo International Airport, you can take a taxi, subway, or use hotel pick-up service.

Taxi

Taxis for international visitors are available 365 days per year. The fare is approximately 50,000 KRW (about US \$45) with additional charges depending on traffic conditions and highway toll. The journey to the hotel takes approximately 30 minutes.

Subway

Subway is the most convenient transportation in Seoul metropolitan area. The Geomam subway station where a free shuttle bus to National Institute of Biological Resources, Environmental Research Complex stops is the fifth station from Incheon Airport on the Airport Railroad. Please refer to the below link for the subway system of Seoul metropolitan area.

http://english.visitkorea.or.kr/enu/TRP/TP_ENG_6.jsp

Hotel Pick-up Service

Please contact the hotel directly and refer to the official website of hotel where you are staying.

From Gimpo Airport:

From Gimpo International Airport, you can take a taxi, subway, or use hotel pick-up service.

Taxi

Taxis are available for a meter rate depending on vehicle selected (range KRW 20,000-30,000 depending on traffic). The journey to the hotel takes approximately 20 minutes. Please refer to the Gimpo International Airport website:

<http://www.airport.co.kr/gimpoeng/content/contents.do?cid=2016010811264189412&menuId=1837>

Subway

Subway is the most convenient transportation in Seoul metropolitan area. The Geomam subway station where a free shuttle bus to National Institute of Biological Resources, Environmental Research Complex stops is the second station from Gimpo Airport on the Airport Railroad. Please refer to the below link for the subway system of Seoul metropolitan area.

http://english.visitkorea.or.kr/enu/TRP/TP_ENG_6.jsp

Hotel Pick-up Service

Please contact the hotel directly and refer to the official website of hotel where you are staying.

7. Visa information



Participants requiring an entry visa to the Republic of Korea are strongly advised to contact the nearest Korean diplomatic or consular mission **as early as possible** in order to secure the required entry visa in a timely manner, prior to departure. It should be noted that airline companies will not allow boarding in the absence of a valid visa.

Information on visa procedures can be found on the web site of the Ministry of Foreign Affairs of the Republic of Korea at:

http://www.mofa.go.kr/ENG/visa/application/index.jsp?menu=m_40_10.

The visa application form can be found at:

<http://www.mofat.go.kr/english/visa/images/res/visakorean.pdf>

A list of relevant Korean diplomatic/consular missions abroad, is available on the same web site at: http://www.mofa.go.kr/ENG/countries/index.jsp?menu=m_30

To facilitate the issuance of visas, the Secretariat will issue visa assistance letters to be attached to the visa applications.

8. Hotel Information

Participants should make their own hotel reservations as soon as possible. A list of hotels near the meeting venue as well as location of hotels along the subway line is provided in Annex B below.

Further information regarding hotels in Korea can be found at the following link:
<http://english.visitkorea.or.kr/enu/index.jsp>



9. Official language in the Republic of Korea

The official language in the Republic of Korea is Korean. English is spoken in some hotels and restaurants.

10. Weather and time zone information



In October, temperatures in Seoul range between a maximum of +20°C in the daytime and a minimum of +9°C at night. Please bring warm clothing. Current weather conditions can be found at: <http://worldweather.wmo.int/en/city.html?cityId=231> and <http://web.kma.go.kr/eng/index.jsp>.

The standard time zone in the Republic of Korea is GMT / UTC +9 hours.

11. Electricity

The electrical currents in the Republic of Korea are 220 volts, 60 Hertz as shown in the illustrations below.




12. Currency



Cash

The currency in the Republic of Korea is the South Korean Won (KRW). Specifically, various notes and coins are used: Notes include 1,000 won, 5,000 won, 10,000 won, and 50,000 won denominations, while coins include 10 won, 50 won, and 500 won denominations. Foreign bank notes and traveller's checks can be converted into Korean won at foreign exchange banks and other authorized money exchange outlets. The current exchange rate at 13 September 2017 is US \$1 = 1,130.38 KRW and €1 = 1,343.30 KRW (rates are subject to change, Source: www.xe.com).



Credit cards

International credit cards, including VISA, MasterCard, American Express, JCB and Diners club are widely accepted at major hotels, department stores, restaurants and retail outlets. Check with your credit card company for details of merchant acceptability and other services which may be available.

13. Disclaimer

The CBD Secretariat disclaims all responsibilities for medical, accident and travel insurances, for compensation for death or disability compensation, for loss of or damage to personal property and for any other losses that may be incurred during travel time or the period of participation. In this context, it is strongly recommended that participants will secure international medical, accident and travel insurances for the period of participation prior to departure.

Annex A – Directions to venue - shuttle bus and subway information

Shuttle bus (free) timetable between Geomam subway station and NIBR (Environmental Research Complex).

From Geomam Station to NIBR	
Time	Bus Stop
08:25~40 (Frequently)	1
From 09:00 to noon (every 30 mins)	1
From 13:00 to 15:30 (every ½ hour)	1
16:10	1
16:40	1
17:00	1
17:30	1
19:10	1
19:40	1
20:10	1
20:40	1
21:10	1
21:40	1
22:10	1

From NIBR to Geomam Station	
Time	Bus Stop
09:00	2
From 09:00 to noon (every 30 mins)	2
From 13:00 to 17:30 (every ½ hour)	2
18:10	3
18:15	3
18:20	3
18:30	3
19:00	2
19:30	2
20:00	2
20:30	2
21:00	2
21:30	2
22:00	2
22:30	2
22:30	2

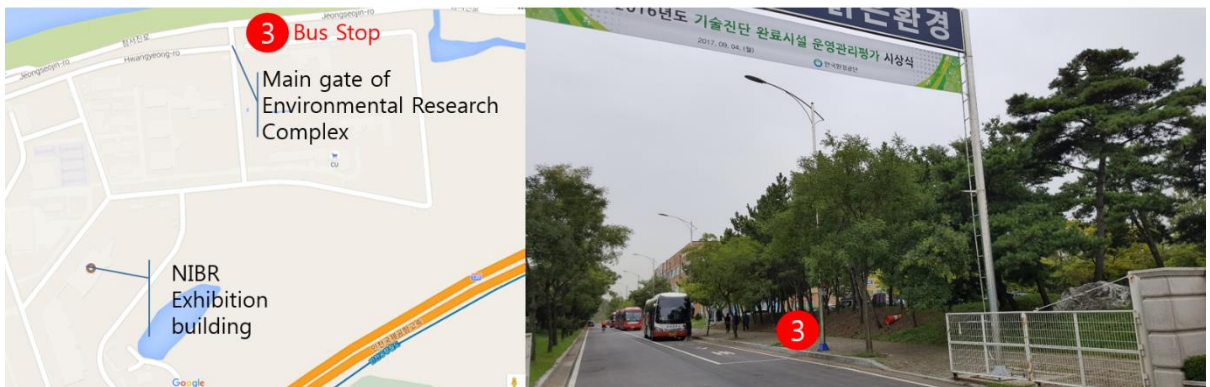
- Bus Stop 1: In front of the gate of Geomam subway station, cross the street. You can find one green rectangular sign. It is the shuttle bus stop to Environmental Research Complex.



- Bus Stop 2: In the NIBR parking lot, you can take the shuttle bus to Geomam subway station.



- Bus Stop 3: During rush-hour (8:00~9:00, 18:00~18:30), the shuttle bus stops in front of the main gate of Environmental Research Complex.



Subway information and route

Passengers can either buy a Single Journey Ticket or get rechargeable card such as: T-money, Cashbee or M-Pass for multiple uses.

1. Using Single journey ticket

Purchasing ticket



【Photo: Ticket vending and reload device】

In order to use subways, the first step is purchasing the right transportation card (or tickets) that meet your needs. Single Journey Tickets cards can be purchased using a ticket vending machine and will require a security deposit.


Deposit Refunds

You can receive your deposit refund (500 won) for the Single Journey Ticket by returning the ticket to a deposit refund device at your final destination. Simply insert the ticket into the device, and collect your refund.



【Photo: Use the deposit refund device to receive your refund】

2. Using T-Money & Cashbee



【Photos: T-money cards (top) (Credit: Korea Smart Card Co. Ltd) / Cashbee cards (bottom) (Credit: EB Card Co.)】

T-money and Cashbee are transportation cards that can be used on public buses and subways in several different metropolitan cities and locations throughout the nation. With this transportation card, travelers can save the hassle of purchasing single journey subway tickets for every ride and enjoy discounts on rides during transfers from one bus to another, one subway line to another, or from bus to subway or vice versa (within a transfer time limit).

Price

From 2,500 won

Sales locations

Convenience stores (GS25, CU, 7-Eleven, Ministop, With Me, Buy The Way, Story Way, etc.) bearing the T-money or Cashbee logo in areas of use listed above. (*Note: T-Money card can also be purchased from ticket vending and card reload devices inside subway stations)

Recharging locations

All sales locations and card reload devices inside subway stations

Refund locations

All sales locations (card price is not refundable)

How to use the cards

When used with public transportation in Seoul, transfer discounts are available. The number of discounts is limited to four times a day, within a transfer time limit of 30 minutes (up to 1 hour from 21:00 to 07:00 next day). However, the transfer discount will not apply if transferring to the same numbered bus or re-entering the same subway station within 30 minutes. In addition, if you do not tap your card on the sensors as you get off the bus, you will not be able to benefit from the transfer discount.

Bus

Upon boarding the bus, place your card on the sensor located at the front of the bus until it beeps. The sensor will display the amount charged on the top and the remaining balance at the bottom. Before getting off the bus, place the transportation card on the sensor located at the rear doors of the bus until it beeps. If you do not tap your card before getting off the bus, you will not be able to benefit from the transfer discount.

Subway

Place your card on the sensor located on top of the subway turnstile until it beeps. The sensor will display the amount charged on the top and the remaining balance at the bottom. If you are transferring, the amount charge may appear as “0” (zero). Upon arriving at your destination, tap your card at the sensor on the turnstile again in order to exit.

Taxi

These days, many taxis accept payment via T-money or Cashbee. In general, the payment terminal is affixed between the driver’s seat and the passenger seat. Inform the taxi driver that you want to pay with a transportation card, tap your card on the terminal, and your taxi fare will be automatically paid from your transportation card’s balance. However, if the fare is more than your T-money balance, your full T-money balance will be deducted from the taxi fare and you will have to pay the remaining fare via different means.

How to Receive a Refund

For transportation cards with a remaining balance of 20,000 won or less, you may receive a refund following a 500 won service fee at a partner convenience store (GS25, CU, 7-Eleven, Ministop, With Me, Buy The Way) bearing the T-money or Cashbee logo. If the remaining balance exceeds 20,000 won (for T-Money card holders), you may receive a refund at the T-money Headquarters (1F of Korea Smart Card Corporation Ltd.).

Annex B – Hotel List

LIST OF HOTELS WITH INDICATIVE ROOM RATES FOR INCHEON, KOREA 2017 IN KOREAN WON

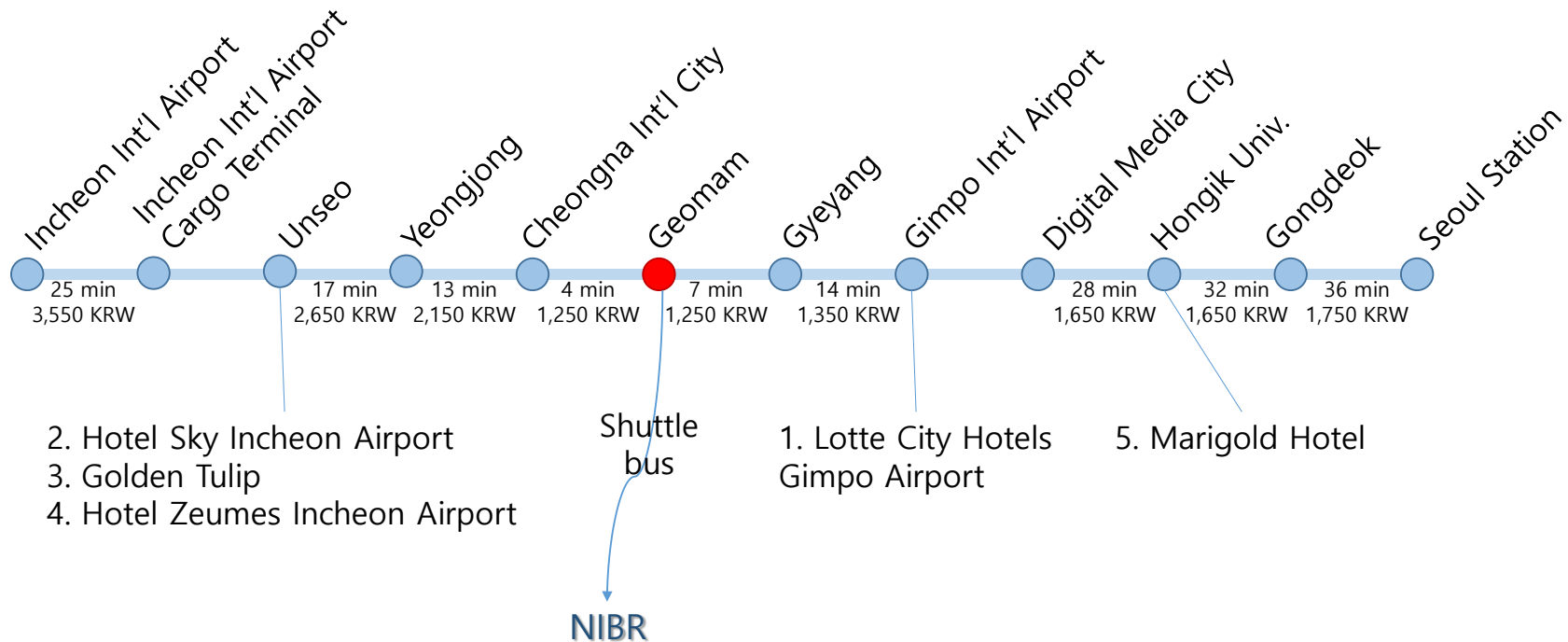
PRICES DO NOT INCLUDE THE APPLICABLE TAXES: (VAT): 10%

RATES ARE INDICATIVE AND SUBJECT TO CHANGE

HOTELS	ROOM RATES IN KOREAN WON (Rates on certain holidays / special events may not be available)	DISTANCE TO THE MEETING VENUE	REMARKS
1. Lotte City Hotels Gimpo Airport 38 Haneul-gil Gangseo-gu, Seoul Republic of Korea Tel.: +82-2-6116-1000 Reservation link: https://www.lottehotel.com/city/gimpoairport/en/reservation/reservation-step0.asp Web site: http://www.lottehotel.com/city/gimpoairport/en/	<u>Standard Double Room:</u> KRW 136,000 per night (approx. USD 120) <u>Standard Twin Room:</u> KRW 136,000 per night (approx. USD 120)	20 km Please use subway (2 stops) and shuttle bus Total 50 min	<ul style="list-style-type: none"> • Fitness center available for free • Free high-speed wired/wireless Internet in all rooms • Connected to the multi-complex, “Lotte Mall / Lotte Department store”
2. Hotel Sky Incheon Airport 15, Sindosinam-ro 149beon-gil Jung-gu, Incheon Republic of Korea Tel.: +82-32-752-1101 Fax: +82-32-752-1109 E-mail: info@hotelsky.co.kr Reservation link: http://www.hotelsky.co.kr/en/room_reservation.html Web site: http://www.hotelsky.co.kr/en/index.html	<u>Deluxe Double Room:</u> KRW 80,000 per night (approx. USD 70) <u>Deluxe Twin Room:</u> KRW 85,000 per night (approx. USD 75)	19 km Please use subway (2 stops) and shuttle bus Total 1 hr.	<ul style="list-style-type: none"> • Shuttle bus to and from the Incheon Airport • Free Wifi Access • Free Interpretation Service
3. Golden Tulip 8, Huinbawi-ro, 59 beon-gil Jung-gu, Incheon Republic of Korea Tel.: +82-32-727-6000 Fax: +82-32-727-3000 E-mail: pr@goldentuliphotel-icn.com Reservation link: http://www.gthotel-icn.com/ Web site: http://www.gthotel-icn.com/	<u>Standard Twin Room:</u> KRW 83,000 per night (approx. USD 74) <u>Deluxe King Room:</u> KRW 93,000 per night (approx. USD 82)	19 km Please use subway (2 stops) and shuttle bus Total 1 hr.	<ul style="list-style-type: none"> • Complimentary shuttle service to the airport • Free wireless high speed internet access • Free access to Fitness Center
4. Hotel Zeumes Incheon Airport # 2805-3, Incheon Airport town square Jung-gu, Incheon Republic of Korea Tel : +82-32-752-9600 Fax : +82-32-752-9604 Email : hotelzeumes@naver.com Reservation link: http://www.hotelzeumes.com/en/ Web site: http://www.hotelzeumes.com/en/	<u>Double Room:</u> KRW 130,000 per night (approx. USD 115) <u>Suite Room:</u> KRW 130,000 per night (approx. USD 115)	19 km Please use subway (2 stops) and shuttle bus Total 1 hr.	<ul style="list-style-type: none"> • Free pick-up & send-off service from/to Incheon International Airport
5. Marigold Hotel 112 Yanghwa-ro Mapo-gu, Seoul Republic of Korea Tel.: +82-2-332-5656 Fax: +82-2-332-9309 E-mail: marigold@hotelmarigold.co.kr Web site: http://www.hotelmarigold.co.kr/	<u>Standard Single Room:</u> KRW 160,000 per night (approx. USD 142) <u>Standard Double Room:</u> KRW 180,000 per night (approx. USD 160)	31 km Please use subway (4 stops) and shuttle bus Total 1 hr 10 min	<ul style="list-style-type: none"> • Free Wifi Access

List of Subway stations showing hotels and NIBR venue

Airport Railroad / Subway Route Map



*Time and fares to Geomam station were shown under the sky line. Fares are calculated with transportation payment equipped card (T-money). Single journey ticket requires about 100 KRW more and can be purchased using a ticket vending machine and will require a security deposit (500 KRW).

