



Committee on Trade and Environment

ENVIRONMENTAL DATABASE FOR 2014

NOTE BY THE SECRETARIAT¹

1. The WTO Environmental Database (EDB) is prepared in response to a recommendation in the 1996 Report of the Committee on Trade and Environment (WT/CTE/1) for the Secretariat to compile and update annually all environment-related notifications to the WTO.²

2. The EDB for 2014 covers information on: (i) environment-related measures notified under WTO Agreements (Section 1); (ii) environment-related provisions of notified preferential or Regional Trade Agreements (RTAs) (Section 2); and (iii) environment-related measures mentioned in Trade Policy Reviews (TPRs) (Section 3).³

3. Information in the EDB is drawn from the 3,773 notifications submitted by WTO Members and the 18 TPRs circulated in 2014. The EDB is being circulated in two parts: this document, which contains a brief description and overall analysis of the environment-related notifications submitted by WTO Members and TPRs in 2014; and the database exclusively circulated electronically under WT/CTE/EDB/14/Add.1, which provides the underlying data, charts, and tables used for the analysis. The EDB is available at the WTO website: https://www.wto.org/english/tratop_e/envir_e/envdb_e.htm.

4. The electronic data in WT/CTE/EDB/14/Add.1 enables users to search through all EDB environment-related information according to specific criteria, for instance by Member, Agreement, type of measure, sector, or environmental objective. The electronic file is divided into two main worksheets: "Notifications", listing all the environment-related notifications; and "TPRs", providing the environment-related information mentioned in TPRs. In addition, a third worksheet entitled "Summary" is included to allow users to retrieve pre-defined summary tables and graphs for the period 1997 - 2014. A detailed user's guide is included in Annex V to this document.

¹ This document has been prepared under the Secretariat's own responsibility and is without prejudice to the positions of Members or to their rights and obligations under the WTO.

² Previous Environmental Databases have been circulated in the following documents: EDB 1996 in WT/CTE/W/46, EDB 1997 in WT/CTE/W/77, EDB 1998 in WT/CTE/W/118, EDB 1999 in WT/CTE/W/143, EDB 2000 in WT/CTE/W/195, EDB 2001 in WT/CTE/EDB/1, EDB 2002 in WT/CTE/EDB/2, EDB 2003 in WT/CTE/EDB/3, EDB 2004 in WT/CTE/EDB/4, EDB 2005 in WT/CTE/EDB/5, EDB 2006 in WT/CTE/EDB/6, EDB 2007 in WT/CTE/EDB/7, EDB 2008 in WT/CTE/EDB/8, EDB 2009 in WT/CTE/EDB/9 and Add.1, EDB 2010 in WT/CTE/EDB/10 and Add.1, EDB 2011 in WT/CTE/EDB/11 and Add.1, EDB 2012 in WT/CTE/EDB/12 and Add.1, and EDB 2013 in WT/CTE/EDB/13 and Add.1.

³ The list of search words is contained in Annex I to this document. See also the following documents containing information on search words: WT/CTE/W/46, WT/CTE/W/78 and WT/CTE/W/102.

TABLE OF CONTENTS

| | | |
|----------|---|-----------|
| 1 | WTO NOTIFICATIONS | 4 |
| 1.1 | Regulatory Measures..... | 9 |
| 1.1.1 | Quantitative Restrictions..... | 9 |
| 1.1.2 | Agreement on Import Licensing Procedures | 11 |
| 1.1.3 | Agreement on Safeguards..... | 12 |
| 1.1.4 | Anti-dumping | 13 |
| 1.1.5 | Agreement on Technical Barriers to Trade..... | 14 |
| 1.1.6 | Agreement on the Application of Sanitary and Phytosanitary Measures | 15 |
| 1.2 | Support Measures..... | 16 |
| 1.2.1 | Agreement on Subsidies and Countervailing Measures..... | 16 |
| 1.2.2 | Agreement on Agriculture | 18 |
| 1.2.3 | Government Procurement Agreement..... | 19 |
| 1.3 | Other Measures | 20 |
| 1.3.1 | General Agreement on Trade in Services | 20 |
| 1.3.2 | Agreement on Trade-related Aspects of Intellectual Property Rights..... | 21 |
| 1.3.3 | Customs Valuation | 21 |
| 1.3.4 | State Trading Enterprises | 22 |
| 2 | NOTIFICATIONS OF TRADE AGREEMENTS | 22 |
| 2.1 | Regional Trade Agreements | 22 |
| 3 | TRADE POLICY REVIEWS..... | 23 |
| 3.1 | TPR of WTO Members in 2014 | 25 |
| 4 | ANNEXES..... | 30 |
| | Annex 1 - Environment-related Search Words | 30 |
| | Annex 2 - Number of Environment-related Notifications (1997-2014) | 31 |
| | Annex 3 - Number of Environment-related Notifications and Measures (2014) | 32 |
| | Annex 4 - Search Word Frequency in Notifications in 2014 | 33 |
| | Annex 5 - Electronic EDB User's Guide..... | 34 |

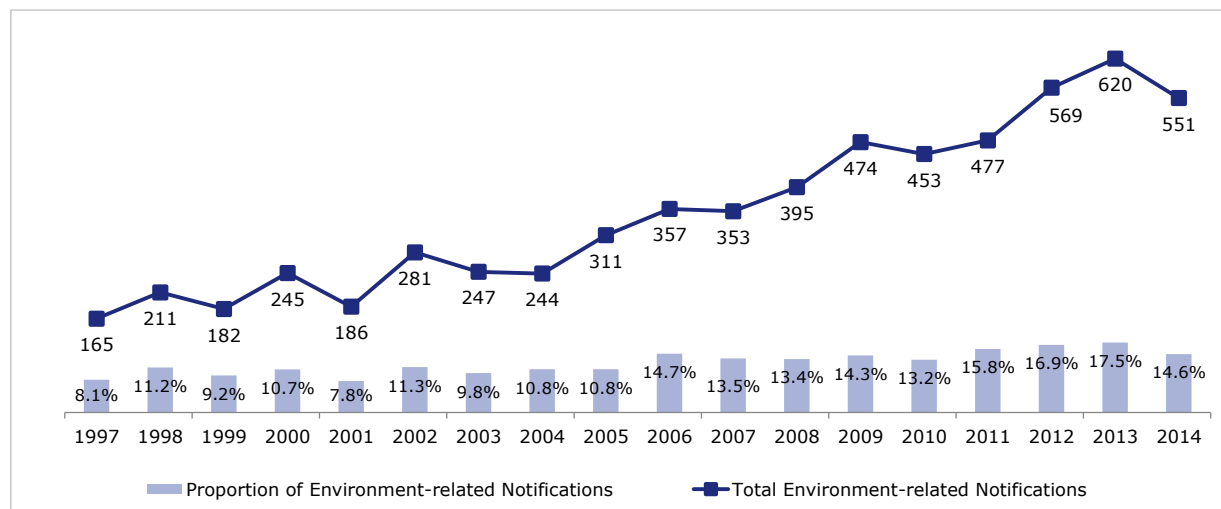
TABLE OF CHARTS

| | |
|---|----|
| Chart 1.1 - Environment-related Notifications (1997 – 2014)..... | 4 |
| Chart 1.2 - Environment-related Notifications by Members (2014) | 5 |
| Chart 1.3 - Environment-related Notifications by Agreement (2014)..... | 6 |
| Chart 1.4 - Types of Environment-related Objectives identified in the EDB (2014)..... | 7 |
| Chart 1.5 – Types of Measures identified in the EDB (2014) | 8 |
| Chart 1.6 - Types of Sectors identified in the EDB (2014) | 9 |
| Chart 1.7 - Environment-related QR Notifications (2005 – 2014) | 9 |
| Chart 1.8 - Types of Environment-related Measures in QR Notifications (2014)..... | 10 |
| Chart 1.9 - Environment-related ILP Notifications (2005 – 2014) | 11 |
| Chart 1.10 - Types of Environment-related Measures in ILP Notifications (2014)..... | 12 |
| Chart 1.11 - Environment-related Safeguards Notifications (2005 - 2014)..... | 13 |
| Chart 1.12 - Environment-related Anti-dumping Notifications (2005 - 2014) | 13 |
| Chart 1.13 - Environment-related TBT Notifications (2005 - 2014) | 14 |
| Chart 1.14 - Types of Environment-related TBT Notifications (2014) | 15 |
| Chart 1.15 - Environment-related SPS Notifications (2005 - 2014)..... | 15 |
| Chart 1.16 - Types of Environment-related SPS Notifications (2014) | 16 |
| Chart 1.17 - Environment-related SCM Notifications (2005 - 2014) | 17 |
| Chart 1.18 - Types of Environment-related Measures in SCM Notifications (2014)..... | 18 |
| Chart 1.19 - Environment-related Agriculture Notifications (2005 - 2014) | 18 |
| Chart 1.20 - Types of Environment-related Measures in Agriculture Notifications (2014)..... | 19 |
| Chart 1.21 - Environment-related GPA Notifications (2005 - 2014)..... | 20 |
| Chart 1.22 - Environment-related GATS Notifications (2005 – 2014) | 20 |
| Chart 1.23 - Environment-related TRIPS Notifications (2005 – 2014) | 21 |
| Chart 1.24 - Environment-related Customs Valuation Notifications (2005 - 2014) | 21 |
| Chart 1.25 - Environment-related State Trading Notifications (2005 - 2014) | 22 |
| Chart 2.1 - Environment-related RTA Notifications (2005 - 2014)..... | 23 |
| Chart 3.1 - Types of Environment-related Measures Mentioned in TPRs (2014) | 24 |
| Chart 3.2 - Sectors Covered by Environment-related Measures Mentioned in TPRs (2014)..... | 24 |

1 WTO NOTIFICATIONS

1.1. In 2014, of the 3,773 notifications submitted by WTO Members,⁴ 14.6% or 551 notifications were environment-related. Between 1997 and 2014, there has been a sustained increase in the number of environment-related notifications to the WTO. The share of environment-related notifications as a percentage of total notifications has also grown over the same time period albeit with year-on-year fluctuations (see Chart 1.1).⁵

Chart 1.1 - Environment-related Notifications (1997 – 2014)



1.2. As shown in Chart 1.2, environment-related notifications have been submitted by WTO Members from all regions of the world and at all levels of development. Seventy four Members submitted notifications of environment-related measures in 2014, with Ecuador (79 notifications), the European Union (55), the United States (53), Rwanda (29) and Saudi Arabia (25) notifying the highest number of environment-related notifications.

1.3. Chart 1.3 illustrates the incidence of environment-related notifications across the WTO Agreements.⁶ As in previous years, the Agreement on Technical Barriers to Trade continues to have the highest number of notifications (358), accounting for 65% of all WTO environment-related notifications in 2014. A number of environment-related measures were also notified under the Sanitary and Phytosanitary Measures Agreement (44), the Agreement on Agriculture (42), the Agreement on Import Licensing Procedures (38), and the Subsidies and Countervailing Measures Agreement (29 notifications).⁷

⁴ This number includes regular notifications, as well as addenda, corrigenda and revisions, except in the case of TBT and SPS notifications where addenda and corrigenda are not covered.

⁵ The drop in the number and share of environment-related notifications between 2013 to 2014 can be partially explained by the modification in the search methodology for environment-related SPS notifications. See section 1.1.6 for more information.

⁶ In 2014, environment-related notifications were identified under the: Agreement on Agriculture; Agreement on Implementation of Article VI of the GATT 1994 (Anti-dumping); Agreement on the Implementation of Article VII of the GATT 1994 (Customs Valuation); the General Agreement on Trade in Services (GATS); Agreement on Government Procurement (GPA); Agreement on Import Licensing Procedures (ILP); the Understanding on the Interpretation of Article XXIV of the GATT 1994 (Regional Trade Agreements (RTAs)); Agreement on Safeguards; Agreement on the Application of Sanitary and Phytosanitary Measures (SPS); Understanding on the Interpretation of Article XVII of the GATT 1994 (State Trading Enterprises); Agreement on Subsidies and Countervailing Measures (SCM); Agreement on Technical Barriers to Trade (TBT); Agreement on Trade-Related Aspects of Intellectual Property Rights (TRIPS); and the Decision on Notification Procedures for Quantitative Restrictions (QR).

⁷ No environment-related notifications were submitted under the following WTO Agreements: Understanding on the Balance-of-Payments Provisions of the GATT 1994; Agreement on Pre-shipment Inspection; Agreement on Rules of Origin; Agreement on Trade-Related Investment Measures; the Information Technology Agreement; and other notifications such as preferential trade arrangements notified to the Committee on Trade and Development (CTD).

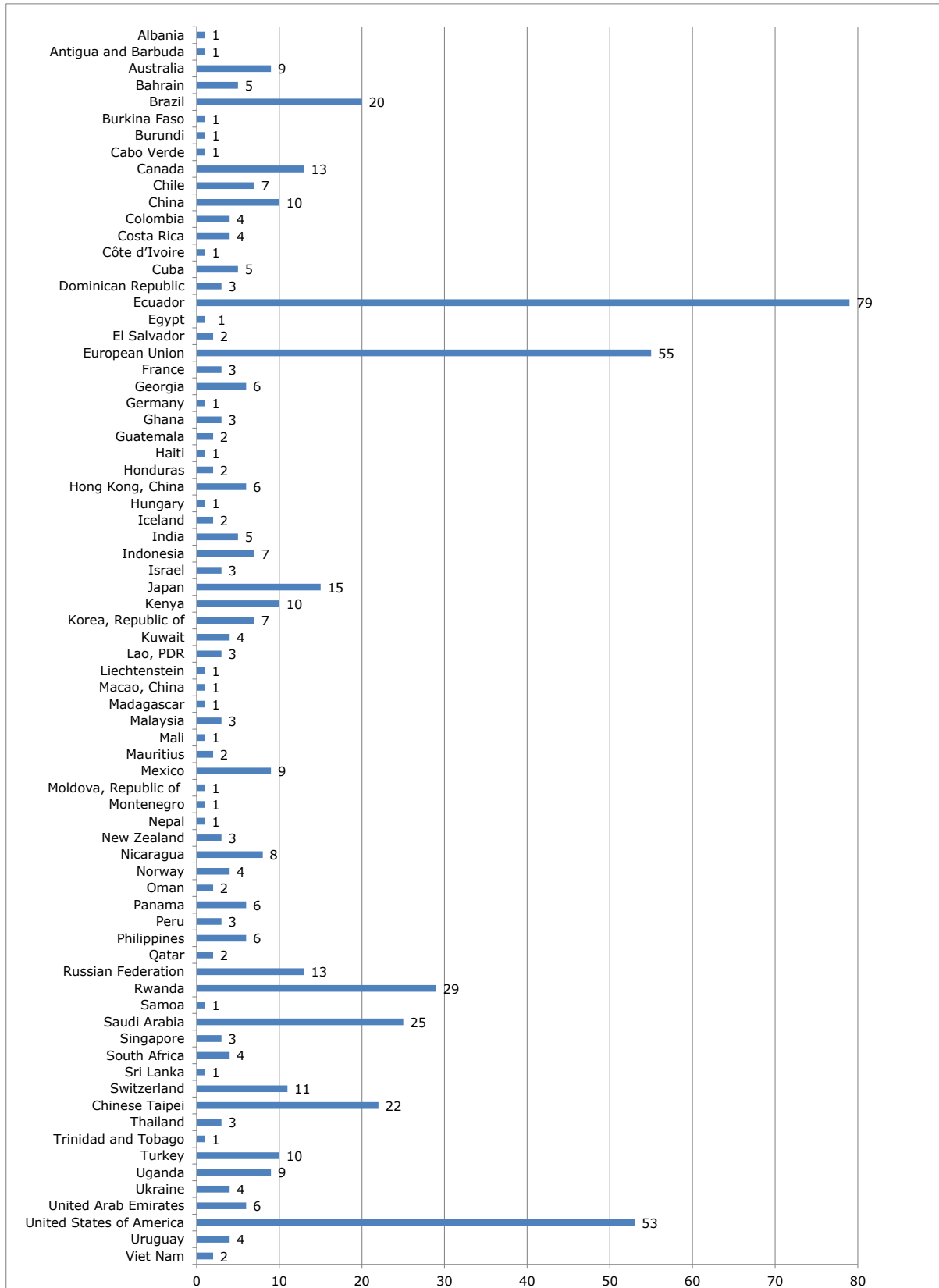
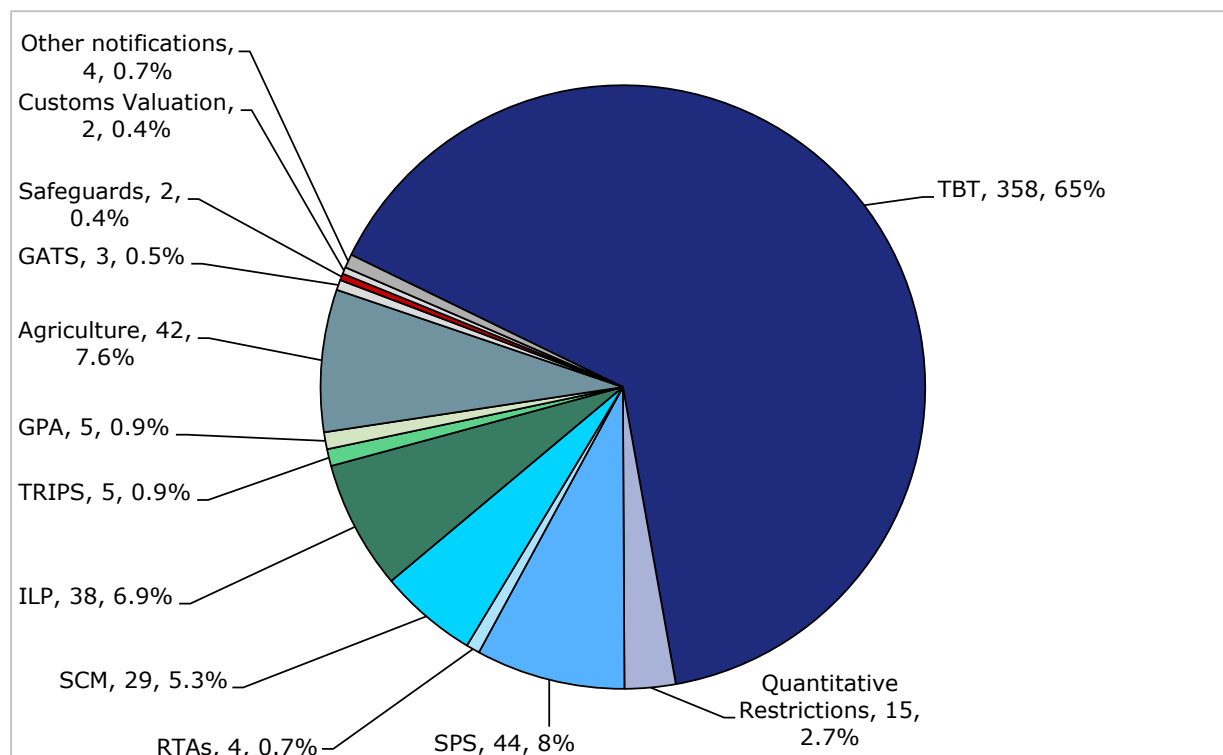
Chart 1.2 - Environment-related Notifications by Members (2014)

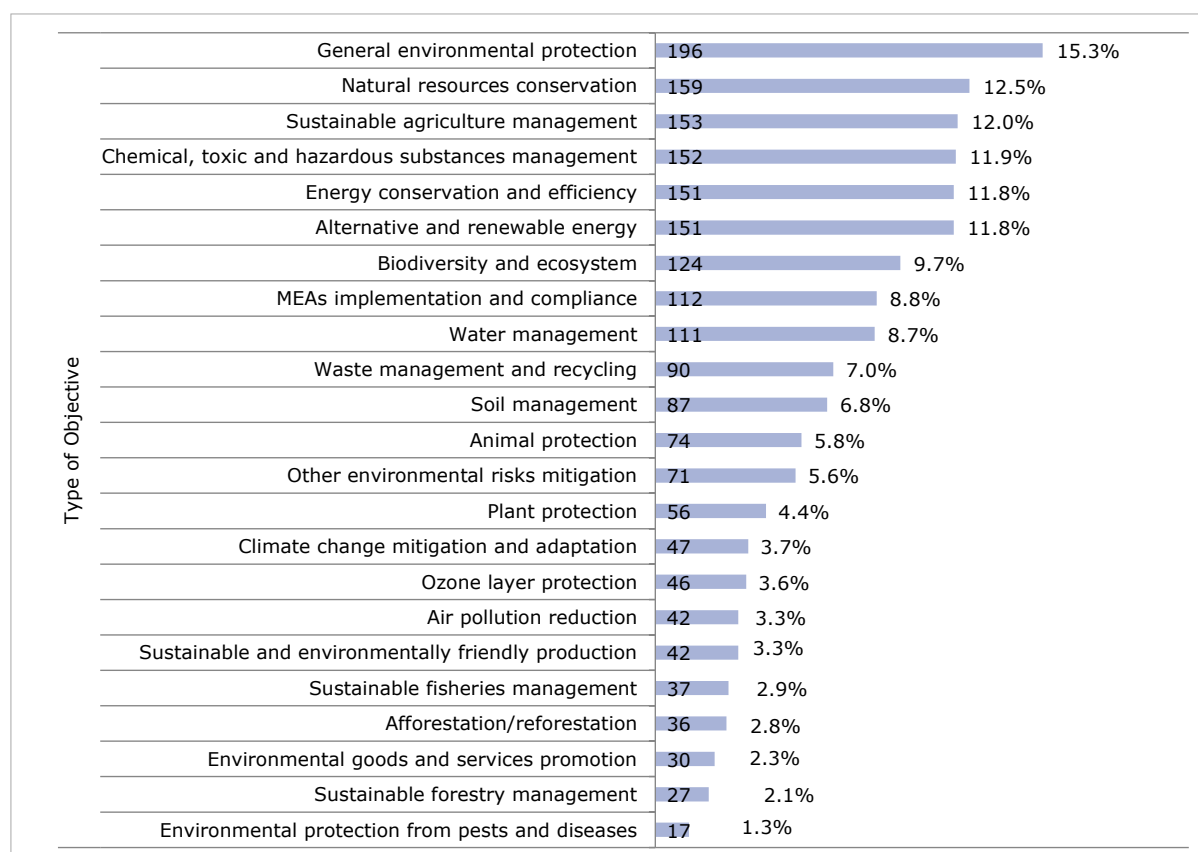
Chart 1.3 - Environment-related Notifications by Agreement (2014)

1.4. The environment-related notifications can be broadly grouped into two categories. The first consists of notifications that mention environmental considerations as the principal objective of the notified measure. The second category includes notifications that are not primarily aimed at environmental protection, but contain environment-related elements.

1.5. Furthermore, some notifications are made separately for each and every measure (such as most notifications under the TBT or SPS Agreements) while others cover various or multiple measures in a single notification (such as SCM or agricultural subsidy notifications). In the latter case, the various measures are broken down and reported separately in the database.

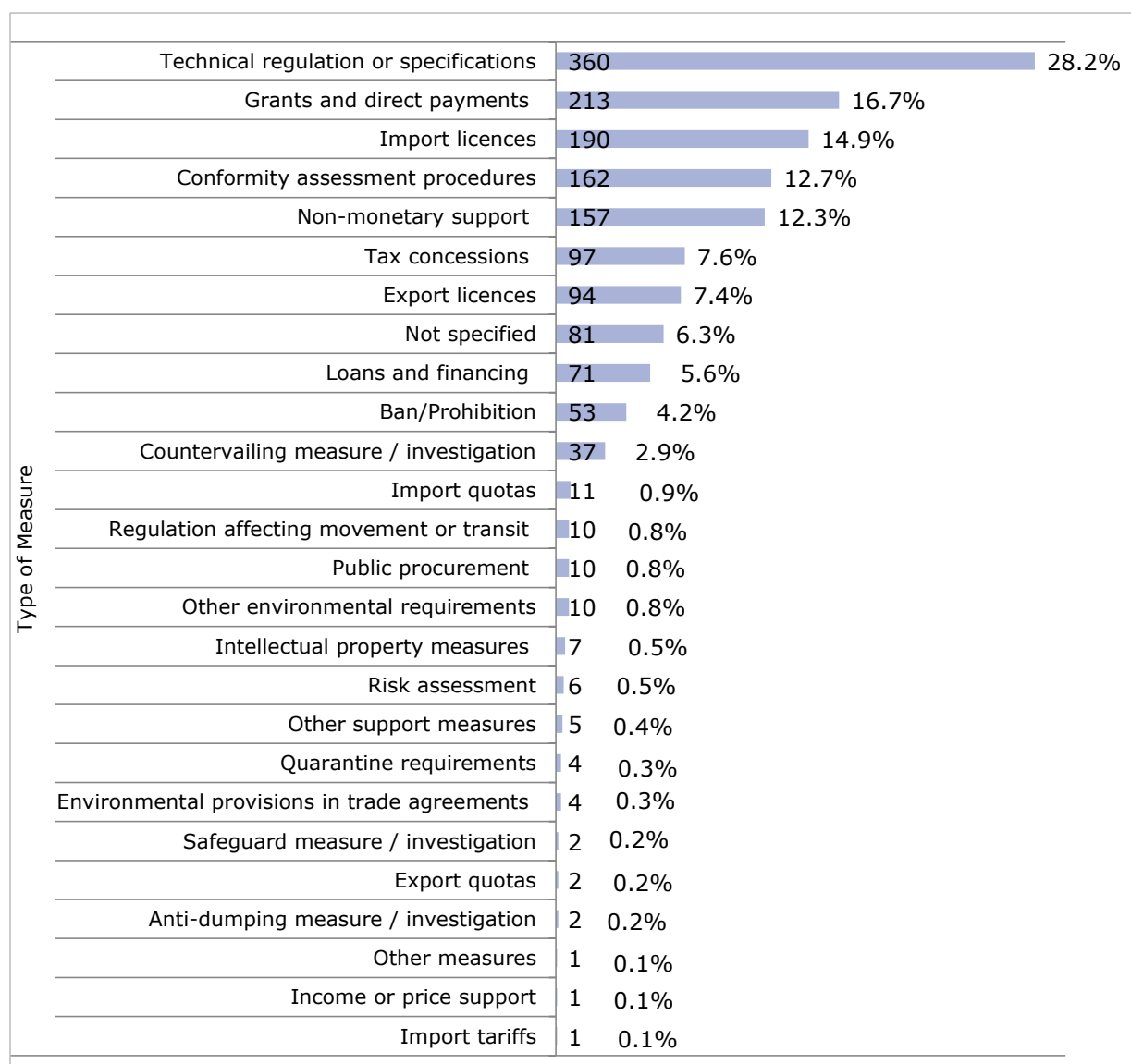
1.6. The number of separate environment-related measures included in the EDB increased from 1197 measures in 2013 to 1277 measures in 2014. The TBT Agreement reported the highest number with 358 environment-related measures in 2014, followed by the Agriculture Agreement (334), SCM Agreement (276) and the Agreement on Import Licensing Procedures with 140 environment-related measures (see Annex III).

1.7. The environment-related measures in the 2014 notifications addressed a range of environmental objectives (see Chart 1.4). Several of the environment-related measures were broad in nature and pertained to general environmental protection (15.3%), natural resources conservation (12.5%), sustainable agriculture management (12.0%), chemical, toxic and hazardous substances management (11.9%) and energy conservation and efficiency (11.8%).

Chart 1.4 - Types of Environment-related Objectives identified in the EDB (2014)⁸

1.8. In terms of types of measures (see Chart 1.5), technical regulations or specifications accounted for the largest share in the 2014 EDB (28.2%), followed by grants and direct payments (16.7%), import licences (14.9%), conformity assessment procedures (12.7%), and non-monetary support such as training or research projects (12.3%). These numbers are not surprising as TBT measures, licensing requirements, and support measures pursuant to the SCM Agreement or the Agreement on Agriculture account for the bulk of the environment-related measures identified.

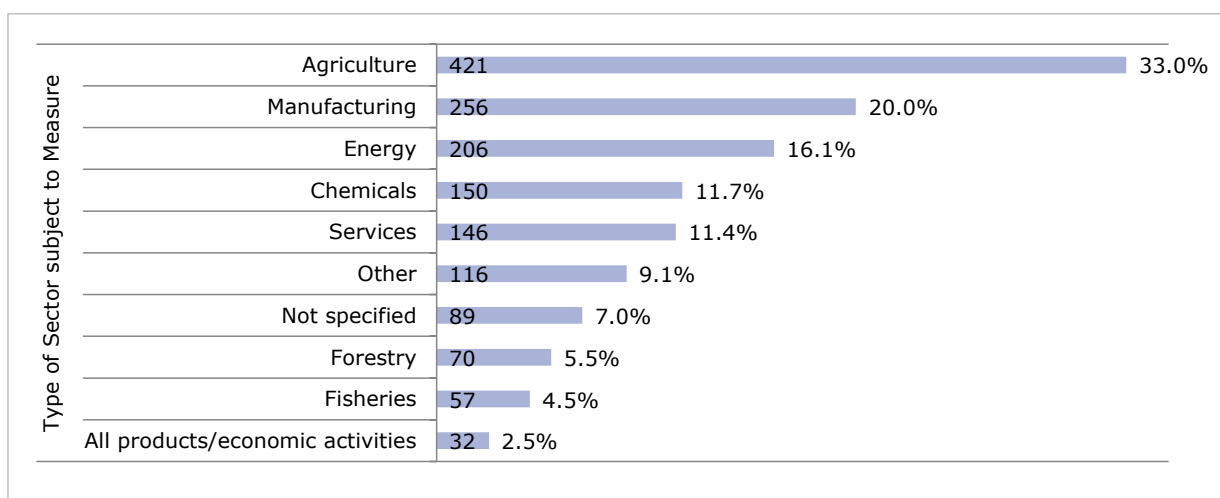
⁸ Since more than one environmental objective can be mentioned in a notified measure, the total number may exceed 100 per cent.

Chart 1.5 – Types of Measures identified in the EDB (2014)^{9 10}

1.9. In the sectoral analysis, the sector that was most frequently associated with notified environment-related measures was agriculture with 33% of all the identified measures. Other sectors covered in the 2014 EDB include, *inter alia*, manufacturing (20%), energy (16.1%), chemicals (11.7%) and services (11.4%). Forestry (5.5%) and fisheries (4.5%) were also among the sectors covered. Around 2.5% of the environment-related measures applied to all products or economic activities (see Chart 1.6).

⁹ Since more than one type of measure can be mentioned in a notified EDB entry, the total number may exceed 100 per cent.

¹⁰ The harmonized categories "types of measures" and "types of sectors" were updated in the 2014 EDB. See Annex V, Section III for a list of the harmonized categories by types of measures, objectives or sectors.

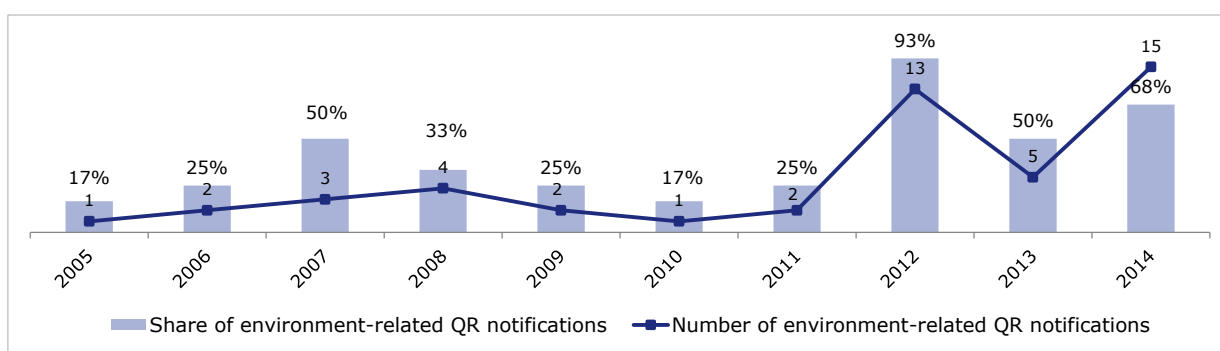
Chart 1.6 - Types of Sectors identified in the EDB (2014)^{11 12}

1.10. In 2014, the search words most commonly found in the environment-related measures notified continued to be "environment" (found in 53.2% of all environment-related notifications), "energy" (27.2%), and "bio" (10.9%). Other frequently mentioned search words include "hazardous" (9.6%), "conserv(ation)" (8.9%) and "organic" (8.5%) (see Annex IV for the search word frequency in notifications).

1.1 Regulatory Measures

1.1.1 Quantitative Restrictions

1.11. In 2014, of the 22 notifications submitted by Members pursuant to the Council for Trade in Goods Decision on Notification Procedures for Quantitative Restrictions (QR), 15 (68% of all QR notifications) were environment-related (see Chart 1.7). These 15 notifications referred to 95 distinct environment-related measures.

Chart 1.7 - Environment-related QR Notifications (2005 – 2014)¹³

1.12. As illustrated in Chart 1.8, the sectors covered by the notified environment-related QR measures included: chemicals, such as ozone depleting or hazardous substances (38%); fisheries (12%); manufacturing (6%); and forestry (5%).

¹¹ Since more than one sector can be mentioned in a notified measure, the total number may exceed 100 per cent.

¹² The harmonized categories "types of measures" and "types of sectors" were updated in the 2014 EDB. See Annex V, Section III for a list of the harmonized categories by types of measures, objectives or sectors.

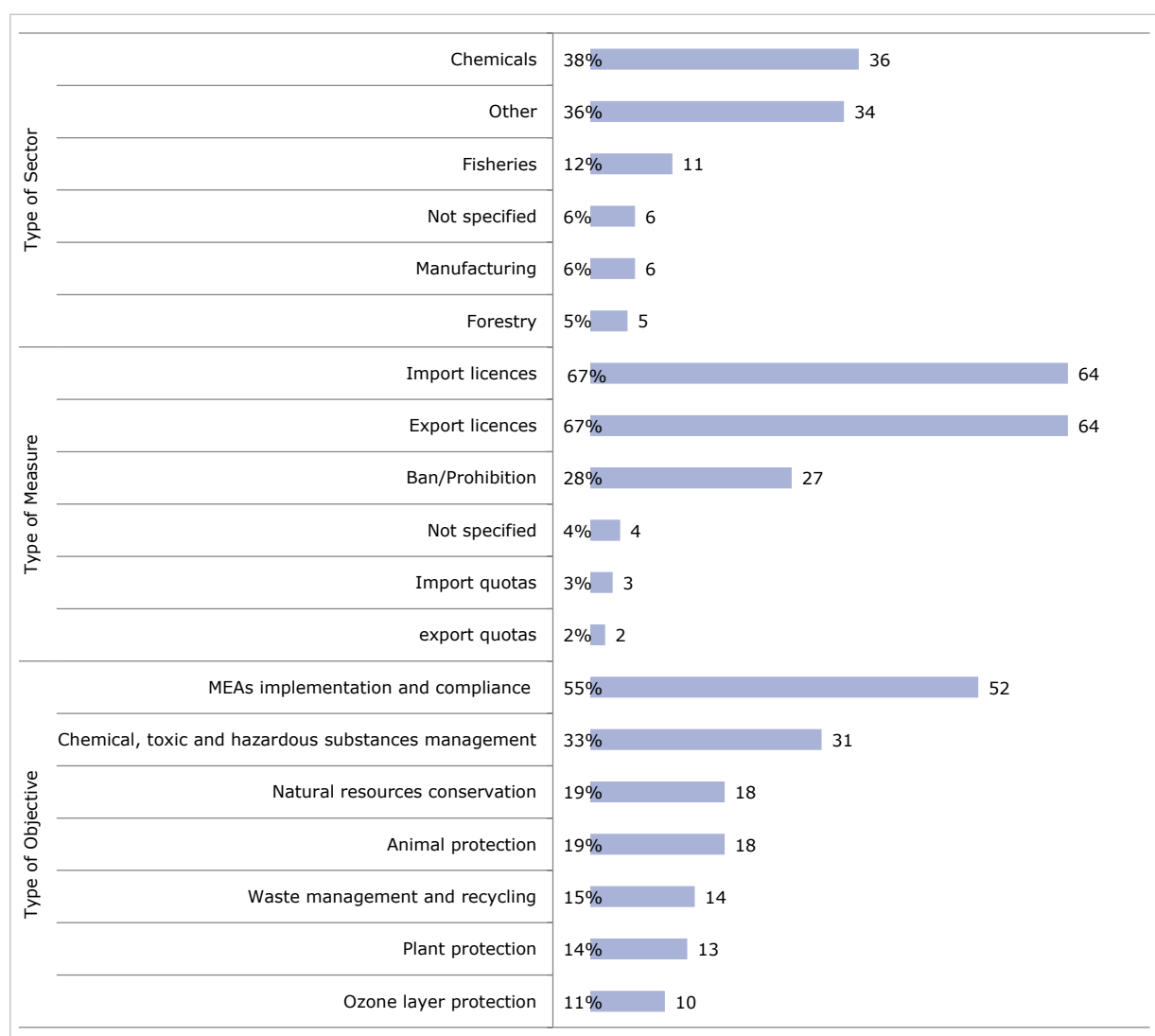
¹³ The most recent 10 year period is covered in the chart. For the full EDB time series covering the period 1997 to 2014 see WT/CTE/EDB/14/Add.1.

1.13. Import licences and export licences were mentioned in 67% of the notified environment-related QR measures. Other types of measures reported in 2014 included: ban/prohibition (28%); import quotas (3%); and export quotas (2%).

1.14. In terms of objectives, multilateral environment agreements (MEAs) implementation and compliance were cited in 55% of all the notified environment-related QR measures. These MEAs include CITES, the Montreal Protocol, Basel Convention, Rotterdam Convention and the Stockholm Convention. Chemical, toxic and hazardous substances management was mentioned in 33% of all notified environment-related QR measures. Other environmental objectives included natural resources conservation (19%), animal protection (19%) and waste management and recycling (15%).

1.15. Members that submitted the most environment-related QR measures were: the United States (15 measures in one notification); New Zealand (12 measures in one notification); and the Russian Federation (11 measures in one notification).

Chart 1.8 - Types of Environment-related Measures in QR Notifications (2014)¹⁴

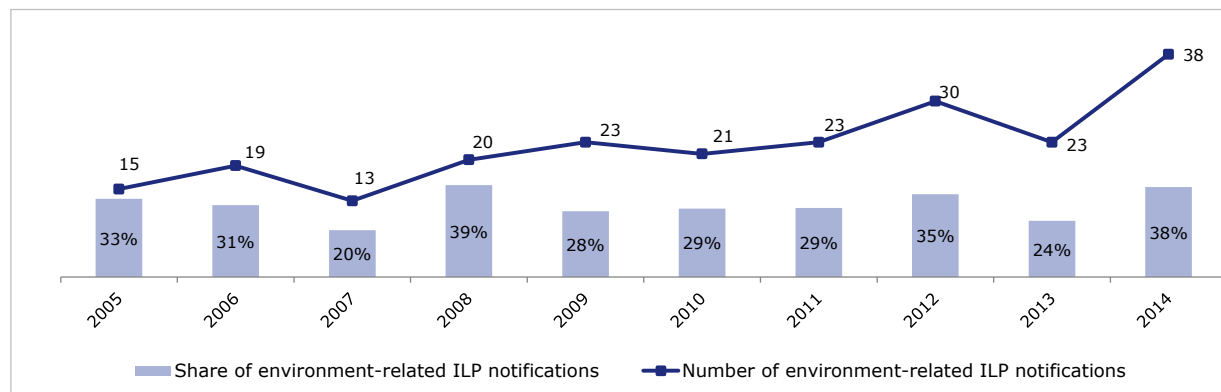


¹⁴ Since more than one activity/measure/objective can be mentioned in a notified measure, the total number may exceed 100 per cent. See WT/CTE/EDB/14/Add.1 for the full breakdown by sector, measure or objective.

1.1.2 Agreement on Import Licensing Procedures

1.16. In 2014, of the 99 notifications submitted by Members under the ILP Agreement, 38 were environment-related (see Chart 1.9). These 38 notifications referred to 140 distinct environment-related measures.

Chart 1.9 - Environment-related ILP Notifications (2005 – 2014)¹⁵



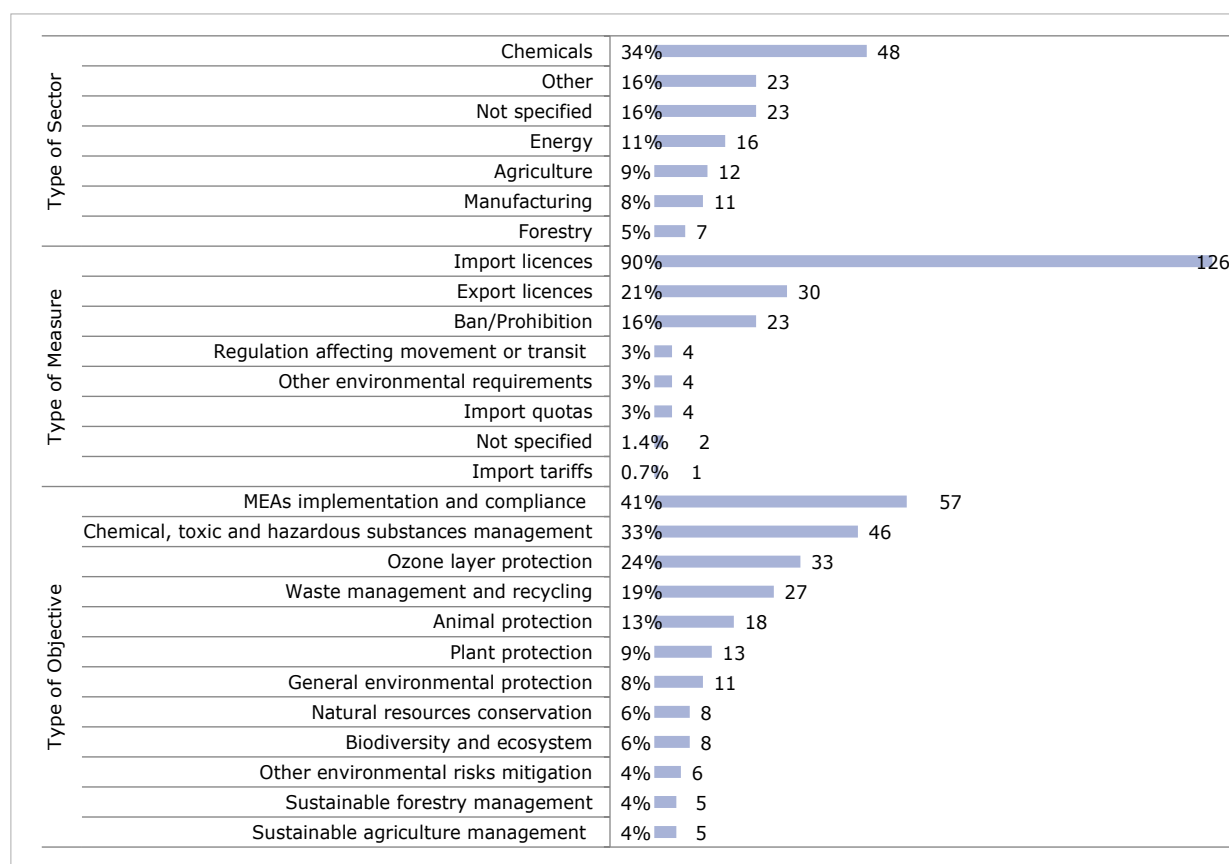
1.17. As indicated in Chart 1.10, the sectors covered by notified environment-related ILP measures included: chemicals, such as ozone depleting substances and radioactive substances (34%); energy (11%); agriculture (9%); manufacturing (8%); and forestry (5%).

1.18. On types of measures, import and export licences accounted for 90% and 21% of the 2014 environment-related ILP measures respectively, while 16% of the notified measures referred to a ban or prohibition.

1.19. In terms of objectives, compliance with obligations under MEAs, such as CITES, the Basel Convention and the Montreal Protocol, was stated as the environmental objective of 41% of the notified environment-related ILP measures. Other environment-related objectives included chemical, toxic and hazardous substances management (33%), ozone layer protection (24%) and waste management and recycling (19%).

1.20. Members that submitted the most environment-related ILP measures were: Malaysia (26 measures in three notifications); the Philippines (21 measures in two notifications); and the Russian Federation (18 measures in three notifications).

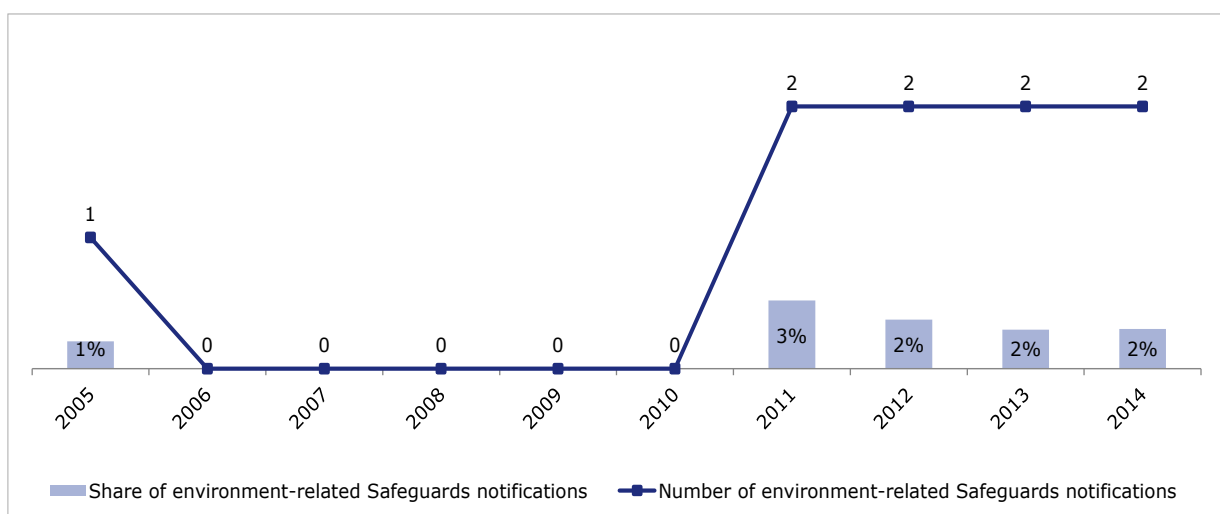
¹⁵ The most recent 10 year period is covered in the chart. For the full EDB time series covering the period 1997 to 2014 see WT/CTE/EDB/14/Add.1.

Chart 1.10 - Types of Environment-related Measures in ILP Notifications (2014)¹⁶

1.1.3 Agreement on Safeguards

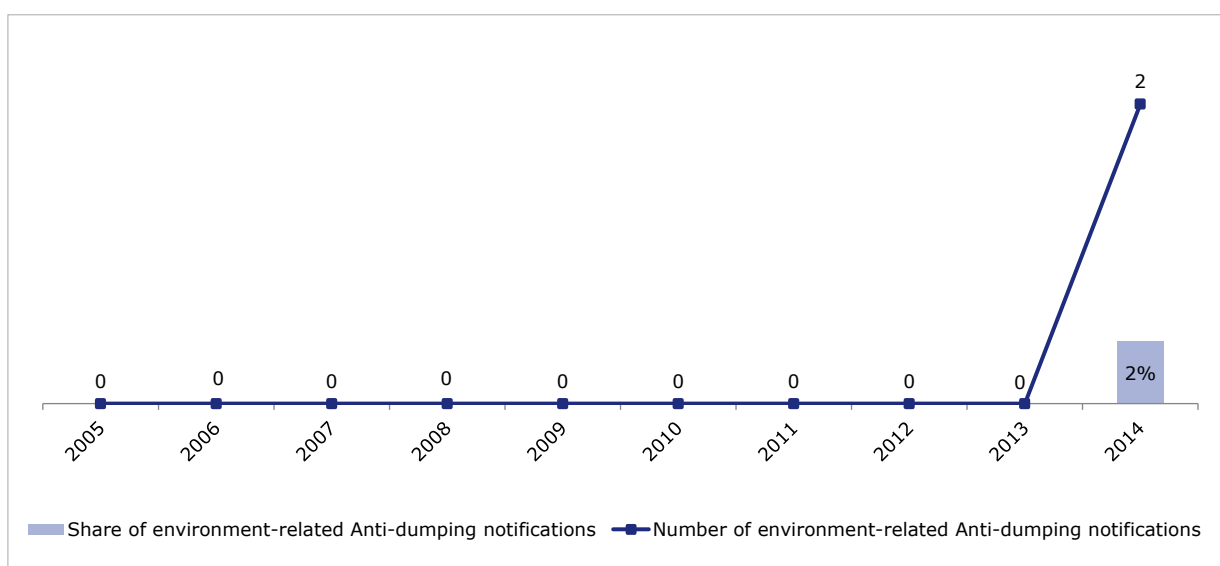
1.21. In 2014, of the 110 notifications submitted by Members under the Agreement on Safeguards, only two were environment-related (see Chart 1.11). The environment-related objectives of these two notifications are energy conservation and efficiency as well as waste management and recycling.

¹⁶ Since more than one activity/measure/objective can be mentioned in a notified measure, the total number may exceed 100 per cent. See WT/CTE/EDB/14/Add.1 for the full breakdown by sector, measure or objective.

Chart 1.11 - Environment-related Safeguards Notifications (2005 - 2014)¹⁷

1.1.4 Anti-dumping

1.22. In recent years, there has been no environment-related notification in this area. However, in 2014, of the 120 anti-dumping notifications submitted by Members under the Agreement on Implementation of Article VI of the GATT 1994, two (2%) were environment-related (see Chart 1.12). The environment-related objectives of these two notifications are the promotion of sustainable and environmentally friendly production.

Chart 1.12 - Environment-related Anti-dumping Notifications (2005 - 2014)¹⁸

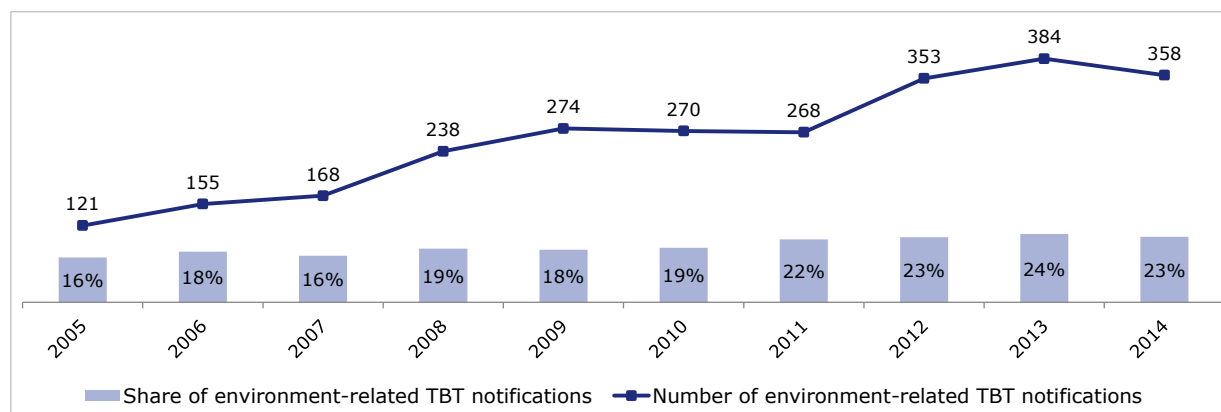
¹⁷ The most recent 10 year period is covered in the chart. For the full EDB time series covering the period 1997 to 2014 see WT/CTE/EDB/14/Add.1.

¹⁸ The most recent 10 year period is covered in the chart. For the full EDB time series covering the period 1997 to 2014 see WT/CTE/EDB/14/Add.1.

1.1.5 Agreement on Technical Barriers to Trade

1.23. In 2014, of the 1,558 regular TBT notifications submitted by Members¹⁹, 358 (23%) were environment-related (see Chart 1.13). The TBT Agreement continues to be the agreement under which most environment-related notifications are submitted (on average 186 environment-related TBT notifications have been submitted annually over the period 1997-2014).

Chart 1.13 - Environment-related TBT Notifications (2005 - 2014)²⁰



1.24. As indicated in Chart 1.14, the sector most frequently associated with the 2014 environment-related TBT notifications was manufacturing (60% of the notifications). Other sectors covered included: chemicals (16%); agriculture (13%); and energy (4%). Six per cent of the measures did not specify any particular sector or product.

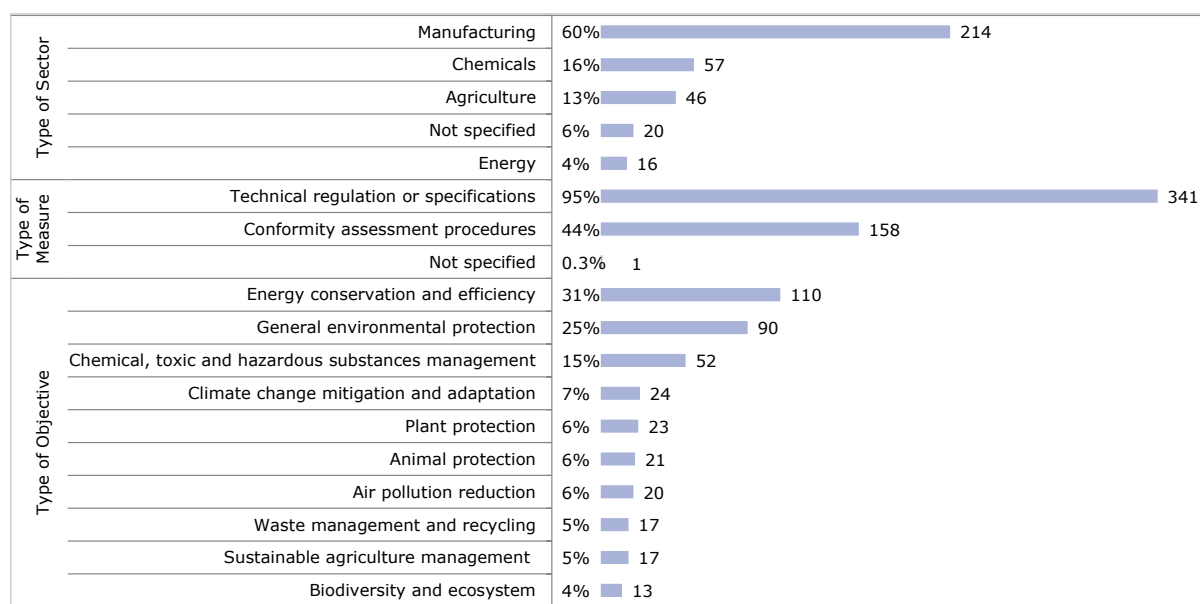
1.25. On types of measures, technical regulation or specifications (95%) and conformity assessment procedures (44%) accounted for most of the 2014 environment-related TBT measures. Only one TBT notification did not specify any particular measure.

1.26. In terms of objectives, energy conservation and efficiency was the most frequent environmental objective mentioned in 31% of the environment-related TBT notifications. Other environmental objectives included general environmental protection (25%), chemical, toxic and hazardous substances management (15%) and climate change mitigation and adaptation (7%).

1.27. In 2014, Members that submitted the most environment-related TBT notifications were Ecuador (78), the European Union (39) and the United States (38).

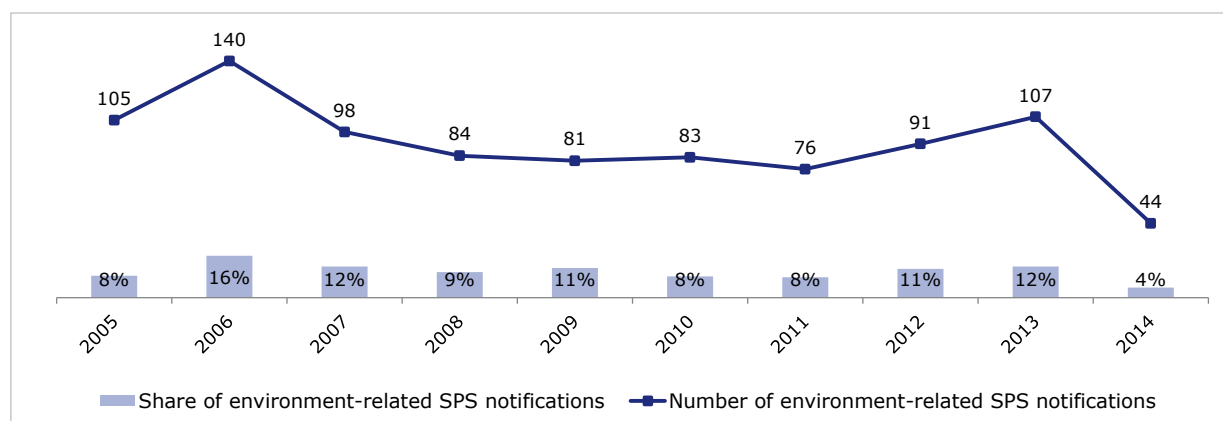
¹⁹ This number only includes regular notifications but excludes addenda and corrigenda.

²⁰ The most recent 10 year period is covered in the chart. For the full EDB time series covering the period 1997 to 2014 see WT/CTE/EDB/14/Add.1.

Chart 1.14 - Types of Environment-related TBT Notifications (2014)²¹

1.1.6 Agreement on the Application of Sanitary and Phytosanitary Measures

1.28. In 2014, of the 1,169 regular SPS notifications²², 44 (4%) were environment-related (see Chart 1.15). The share of environment-related SPS notifications dropped from 12% in 2013 to 4% due to a modified approach²³ used for identifying environment-related SPS notifications in 2014.

Chart 1.15 - Environment-related SPS Notifications (2005 - 2014)²⁴

1.29. As illustrated in Chart 1.16, the sectors that were most frequently associated with the 2014 environment-related SPS notifications were agriculture covered in 48% of the notifications, followed by chemicals (14%), fisheries (7%) and services (5%). About 27% of the measures did not specify any particular sector or product.

²¹ Since more than one activity/measure/objective can be mentioned in a notified measure, the total number may exceed 100 per cent. See WT/CTE/EDB/14/Add.1 for the full breakdown by sector, measure or objective.

²² This number only includes regular notifications but excludes addenda and corrigenda.

²³ There was a modification in the search methodology for SPS notifications. Only the environment-related content in the "description" of the SPS notification was considered for inclusion in the EDB 2014.

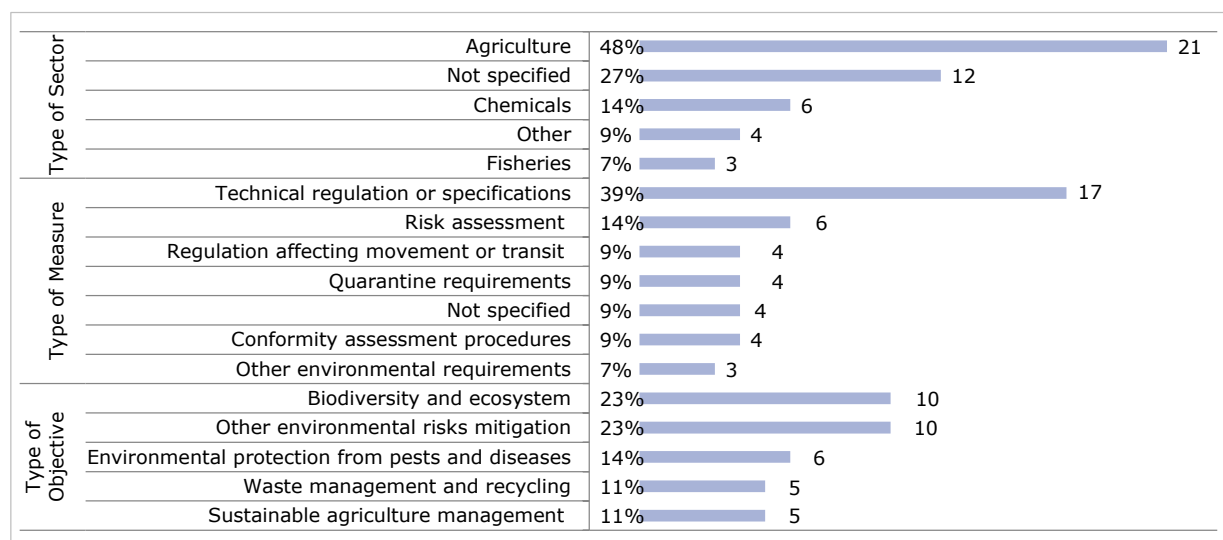
²⁴ The most recent 10 year period is covered in the chart. For the full EDB time series covering the period 1997 to 2014 see WT/CTE/EDB/14/Add.1.

1.30. On types of measures, technical regulation or specifications accounted for 39% of the environment-related SPS notifications. Other SPS measures included risk assessment (14%), transit regulations (9%), quarantine requirements (9%) and conformity assessment procedures (9%). Around 9% of SPS measures reported did not specify any particular measure.

1.31. In terms of objectives, environmental risks mitigation (23%) and biodiversity and ecosystem (23%) were the most common environmental objectives. Other environmental objectives included environmental protection from pests and diseases (14%), waste management and recycling (11%) and sustainable agriculture management (11%).

1.32. In 2014, Members that submitted the most environment-related SPS notifications were: Brazil (five); Australia (four); and Turkey (four).

Chart 1.16 - Types of Environment-related SPS Notifications (2014)²⁵

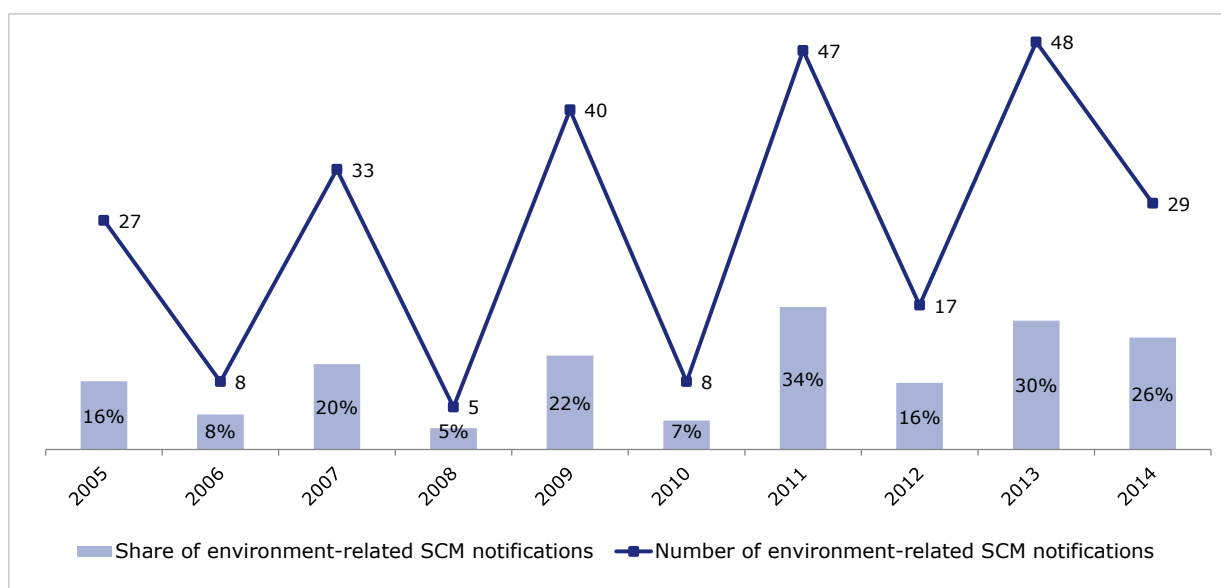


1.2 Support Measures

1.2.1 Agreement on Subsidies and Countervailing Measures

1.33. In 2014, of the 110 notifications submitted by Members under the SCM Agreement, 29 (26%) were environment-related (see Chart 1.17). These 29 notifications referred to a total of 276 distinct environment-related measures. Over the period 1997-2014, the number of environment-related SCM notifications has fluctuated considerably year-on-year, with an average of around 26 notifications per year.

²⁵ Since more than one activity/measure/objective can be mentioned in a notified measure, the total number may exceed 100 per cent. See WT/CTE/EDB/14/Add.1 for the full breakdown by sector, measure or objective.

Chart 1.17 - Environment-related SCM Notifications (2005 - 2014)²⁶

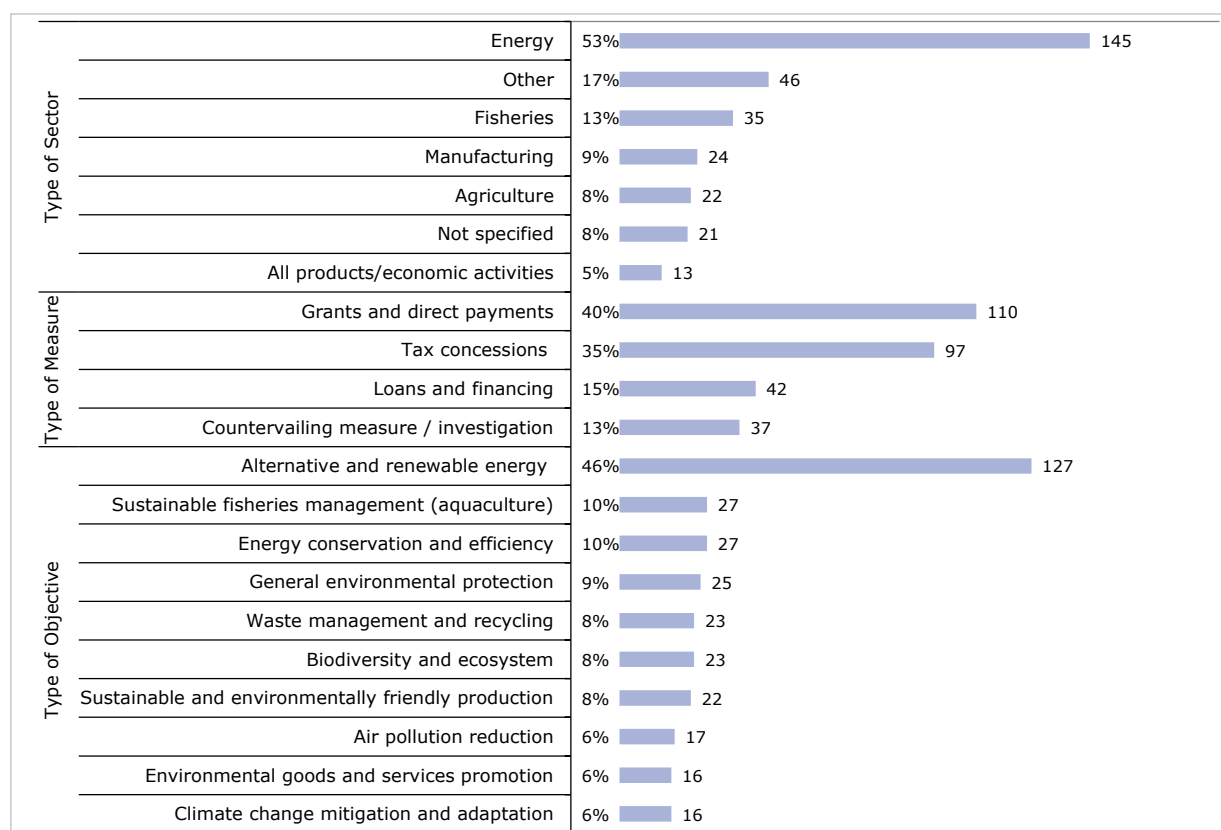
1.34. As illustrated in Chart 1.18, the energy sector accounted for 53% of all notified environment-related SCM measures. Other sectors or activities covered in 2014 included fisheries (13%) and manufacturing (9%).

1.35. The notified environment-related SCM measures predominantly took the form of grants and direct payments (40%). Other forms of support included tax concessions (35%) and loans and financing (15%).

1.36. In terms of objectives, the most frequently mentioned environmental objectives among SCM measures were the promotion of alternative and renewable energy (46%), sustainable fisheries management (10%), and energy conservation and efficiency (10%).

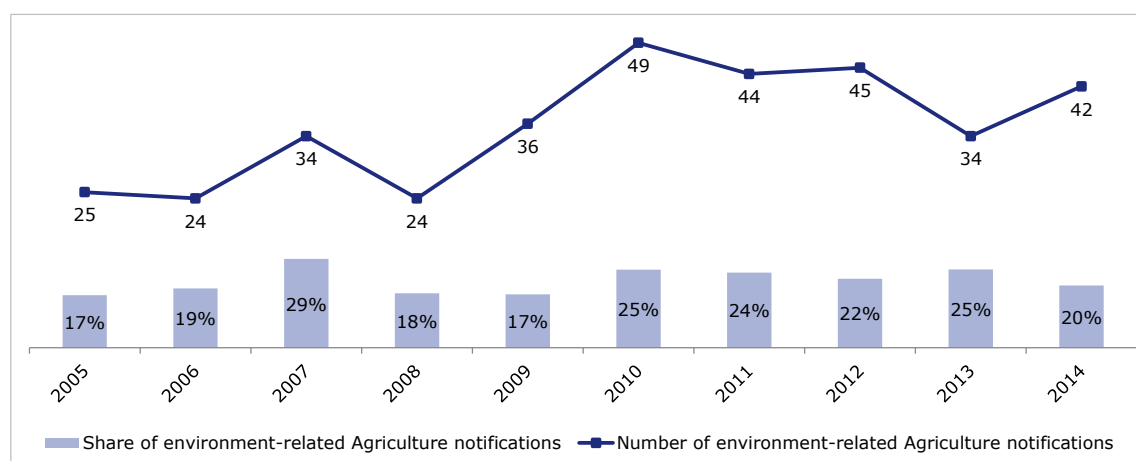
1.37. Members that notified the most environment-related SCM measures in 2014 were: the United States (175 measures in three notifications); the European Union (66 measures in nine notifications); and India (nine measures in three notifications).

²⁶ The most recent 10 year period is covered in the chart. For the full EDB time series covering the period 1997 to 2014 see WT/CTE/EDB/14/Add.1.

Chart 1.18 - Types of Environment-related Measures in SCM Notifications (2014)²⁷

1.2.2 Agreement on Agriculture

1.38. In 2014, of the 210 notifications submitted by Members under the Agreement on Agriculture, 42 (20%) were environment-related (see Chart 1.19). These 42 notifications referred to a total of 334 distinct environment-related measures. Compared to 2013, the number of environment-related agriculture notifications increased from 34 to 42 in 2014, while the environment-related measures reported in these notifications increased from 244 to 334.

Chart 1.19 - Environment-related Agriculture Notifications (2005 - 2014)²⁸

²⁷ Since more than one activity/measure/objective can be mentioned in a notified measure, the total number may exceed 100 per cent. See WT/CTE/EDB/14/Add.1 for the full breakdown by activity, measure or objective.

²⁸ The most recent 10 year period is covered in the chart. For the full EDB time series covering the period 1997 to 2014 see WT/CTE/EDB/14/Add.1.

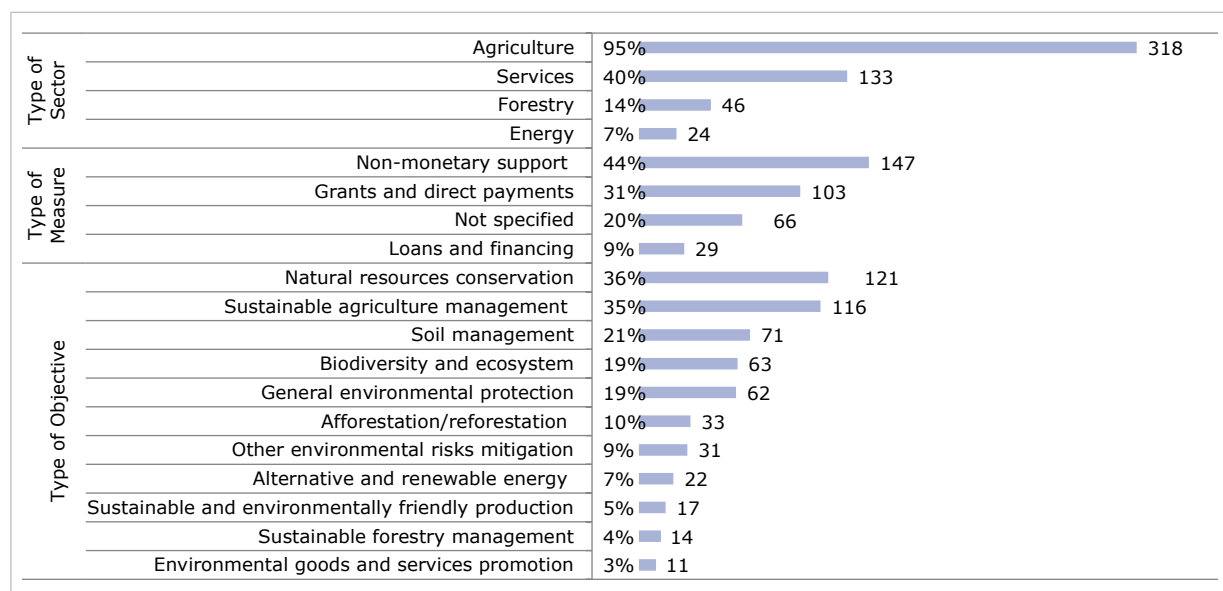
1.39. As indicated in Chart 1.20, most environment-related agriculture measures pertained directly to the agriculture sector (95%). However, there were environment-related agriculture measures, in which services, forestry and the energy sector were also mentioned.

1.40. On types of measures, the environment-related agriculture measures in 2014 included non-monetary domestic support measures, such as training, advisory services or research programs (44%), grants and direct payments (31%), as well as loans and financing (9%).

1.41. In terms of objectives, natural resources conservation was mentioned in 36% of all environment-related measures notified under the Agreement on Agriculture in 2014. Other objectives included sustainable agriculture management (35%), soil management (21%), biodiversity and ecosystem (19%) and general environmental protection (19%).

1.42. Members that notified the most environment-related agricultural measures were: the United States (85 measures in seven notifications); Peru (74 measures in one notification); and Madagascar (26 measures in one notification).

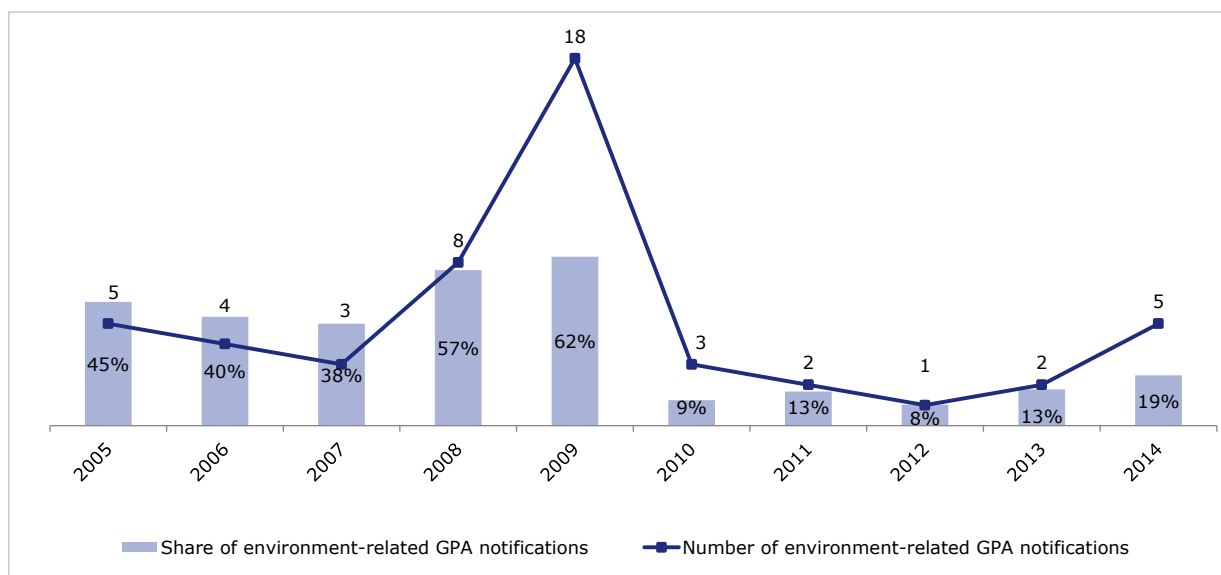
Chart 1.20 - Types of Environment-related Measures in Agriculture Notifications (2014)²⁹



1.2.3 Government Procurement Agreement

1.43. In 2014, of the 27 notifications submitted under the plurilateral Agreement on Government Procurement (GPA), five notifications (four by Japan and one by the United States) were environment related (see Chart 1.21). The objectives of these notifications related to chemical, toxic and hazardous substances management, climate change mitigation and adaptation, energy conservation and efficiency and environmental goods and services promotion.

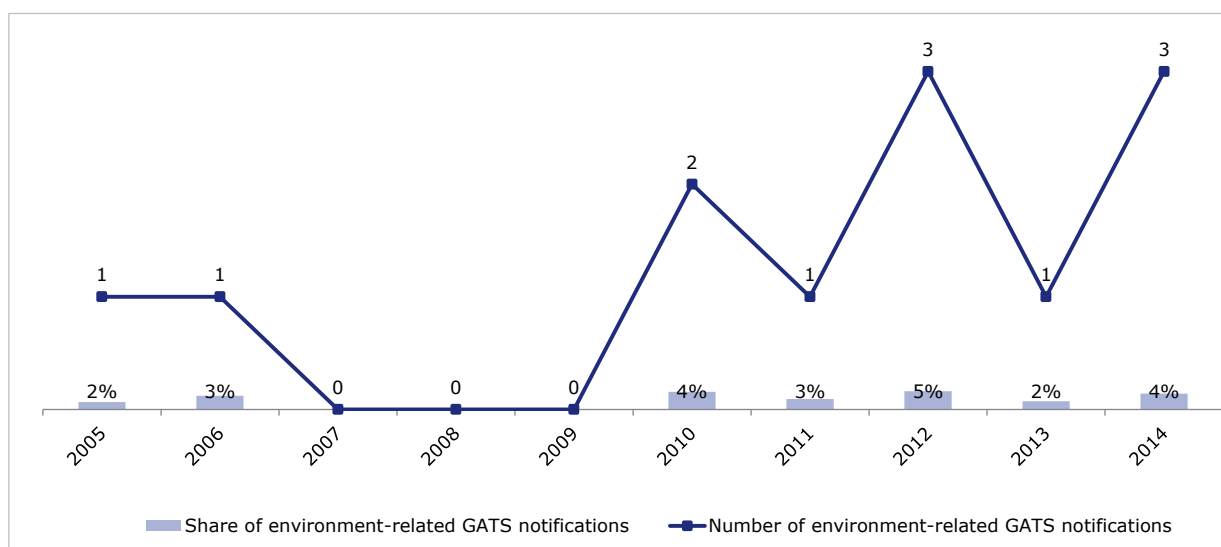
²⁹ Since more than one activity/measure/objective can be mentioned in a notified measure, the total number may exceed 100 per cent. See WT/CTE/EDB/14/Add.1 for the full breakdown by activity, measure or objective.

Chart 1.21 - Environment-related GPA Notifications (2005 - 2014)³⁰

1.3 Other Measures

1.3.1 General Agreement on Trade in Services

1.44. In 2014, of the 75 notifications submitted by Members pursuant to the GATS, three were environment-related (see Chart 1.22). The objective of these notifications by the European Union (two) and South Africa (one) related to, *inter alia*, air pollution reduction, biodiversity and ecosystem, chemical and hazardous substances management, energy conservation and efficiency, and waste management and recycling.

Chart 1.22 - Environment-related GATS Notifications (2005 - 2014)³¹

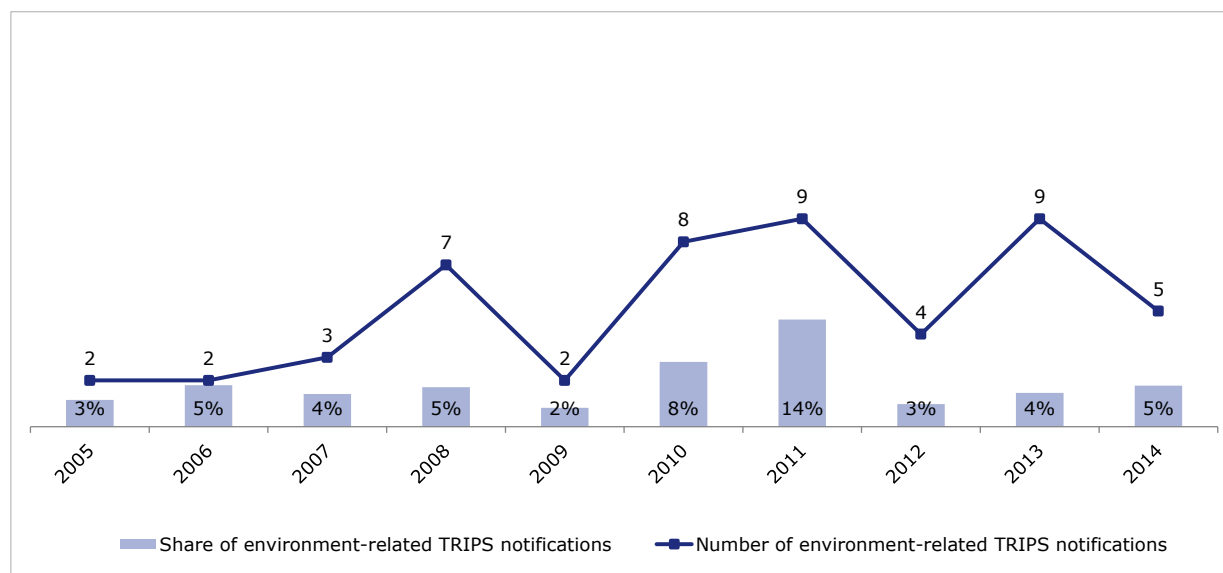
³⁰ The most recent 10 year period is covered in the chart. For the full EDB time series covering the period 1997 to 2014 see WT/CTE/EDB/14/Add.1.

³¹ The most recent 10 year period is covered in the chart. For the full EDB time series covering the period 1997 to 2014 see WT/CTE/EDB/14/Add.1.

1.3.2 Agreement on Trade-related Aspects of Intellectual Property Rights

1.45. In 2014, of the 96 notifications submitted by Members under Article 63.2 of the TRIPS Agreement, five (5%) contained environment-related provisions referring to, *inter alia*, the non-patentability exception (see Chart 1.23). These notifications were submitted by Bahrain (three), the Separate Customs Territory of Taiwan, Penghu, Kinmen and Matsu (one) and Switzerland (one).

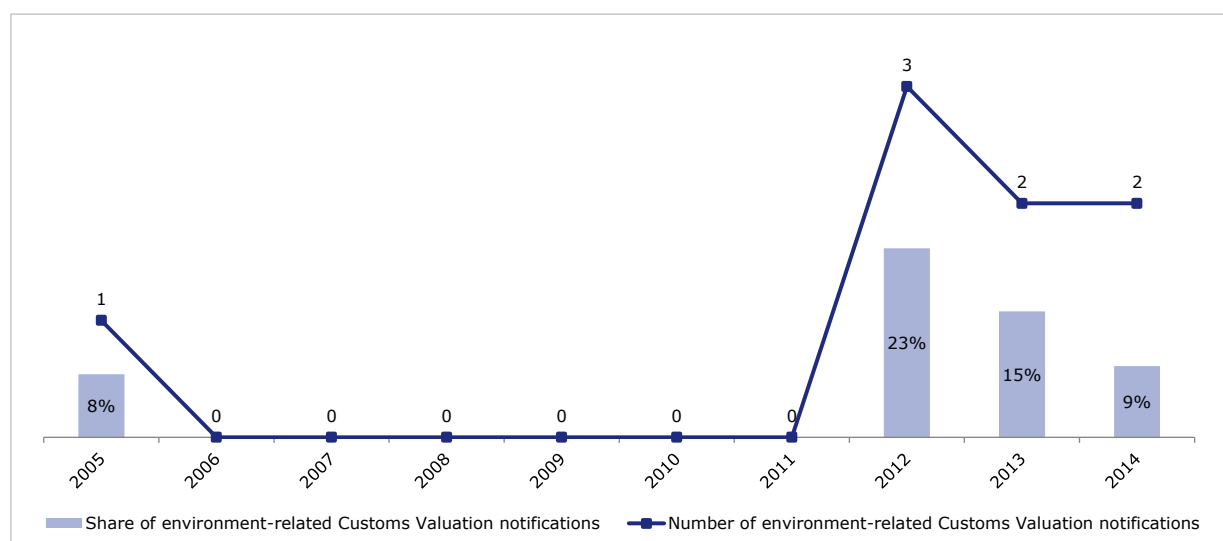
Chart 1.23 - Environment-related TRIPS Notifications (2005 – 2014)³²



1.3.3 Customs Valuation

1.46. In 2014, of the 23 customs valuation notifications submitted by Members, two (9%) were environment-related (see Chart 1.24). The objectives of the two notifications by the Russian Federation related to, *inter alia*, animal protection, chemical, toxic and hazardous substances management, plant protection, and other environmental risks mitigation.

Chart 1.24 - Environment-related Customs Valuation Notifications (2005 - 2014)³³



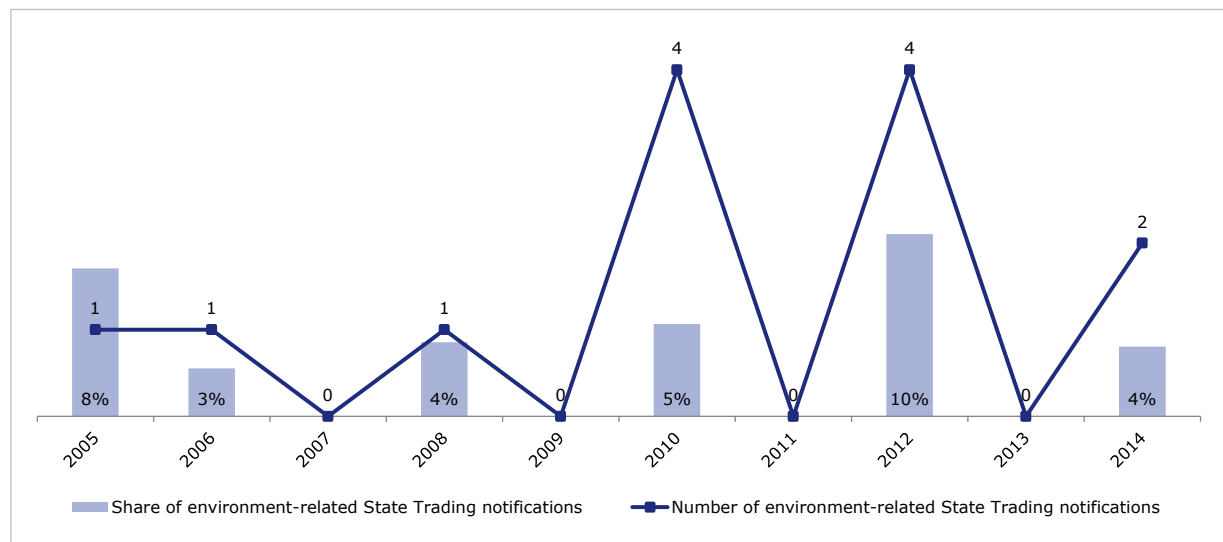
³² The most recent 10 year period is covered in the chart. For the full EDB time series covering the period 1997 to 2014 see WT/CTE/EDB/14/Add.1.

³³ The most recent 10 year period is covered in the chart. For the full EDB time series covering the period 1997 to 2014 see WT/CTE/EDB/14/Add.1.

1.3.4 State Trading Enterprises

1.47. In 2014, of the 51 notifications submitted under the Understanding on the Interpretation of Article XVII of the GATT 1994 (State Trading Enterprises), two (4%) were environment-related (see Chart 1.25). The United States submitted a notification referring to exclusive or special rights or privileges related to distribution of energy in order to provide or manage water for, among other things, irrigation, flood control, and environmental enhancement. The other notification, submitted by Cabo Verde, aimed at facilitating environment protection by regulating the terms and conditions of production and importation of tobacco products.

Chart 1.25 - Environment-related State Trading Notifications (2005 - 2014)³⁴



2 NOTIFICATIONS OF TRADE AGREEMENTS

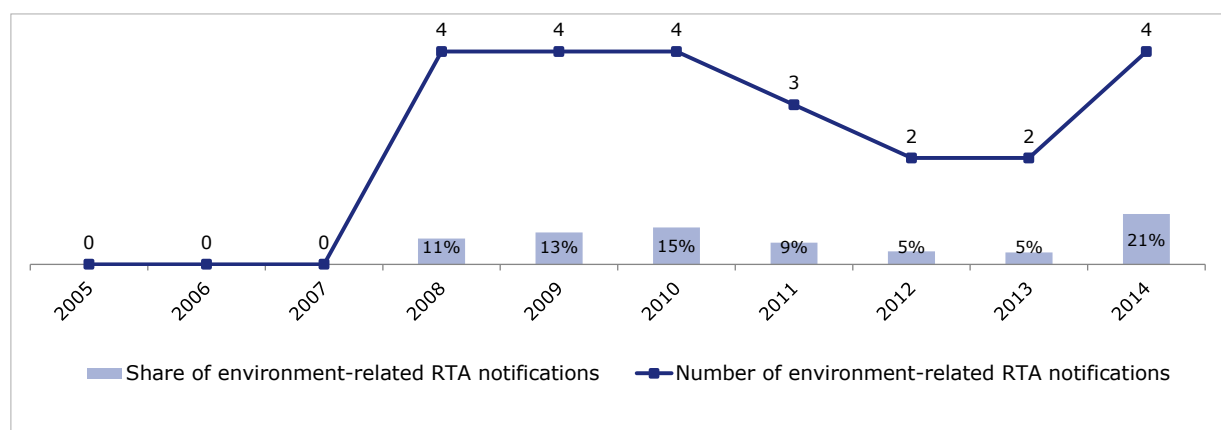
2.1 Regional Trade Agreements

2.1. In 2014, of the 19 RTA notifications submitted by Members pursuant to the Understanding on the Interpretation of Article XXIV of the GATT 1994, four (21%) were environment-related (see Chart 2.1). In particular, these notifications alluded to specific chapters or provisions in the RTAs related to trade and sustainable development or trade and environment.³⁵

2.2. The four notifications involved both developed and developing country Members, and referred to the Trade Agreement between China and Switzerland, the Trade Agreement between Chile and Hong Kong, China, the Trade Agreement among Costa Rica, Panama, Iceland, Liechtenstein, Norway and Switzerland, and the Trade Agreement between Republic of Korea and Australia. These Trade Agreements established cooperation on trade and sustainable development, through policies and practices related to all products/economic activities.

³⁴ The most recent 10 year period is covered in the chart. For the full EDB time series covering the period 1997 to 2014 see WT/CTE/EDB/14/Add.1.

³⁵ The statistics only reflect information captured through keywords in the text of the notification. For further analysis of the RTAs notified to the GATT/WTO since 1957, see WTO ERSD Working Paper (2016), "Typology of Environment-Related Provisions in Regional Trade Agreements". Available at: https://www.wto.org/english/res_e/reser_e/ersd201613_e.htm.

Chart 2.1 - Environment-related RTA Notifications (2005 - 2014)³⁶

3 TRADE POLICY REVIEWS

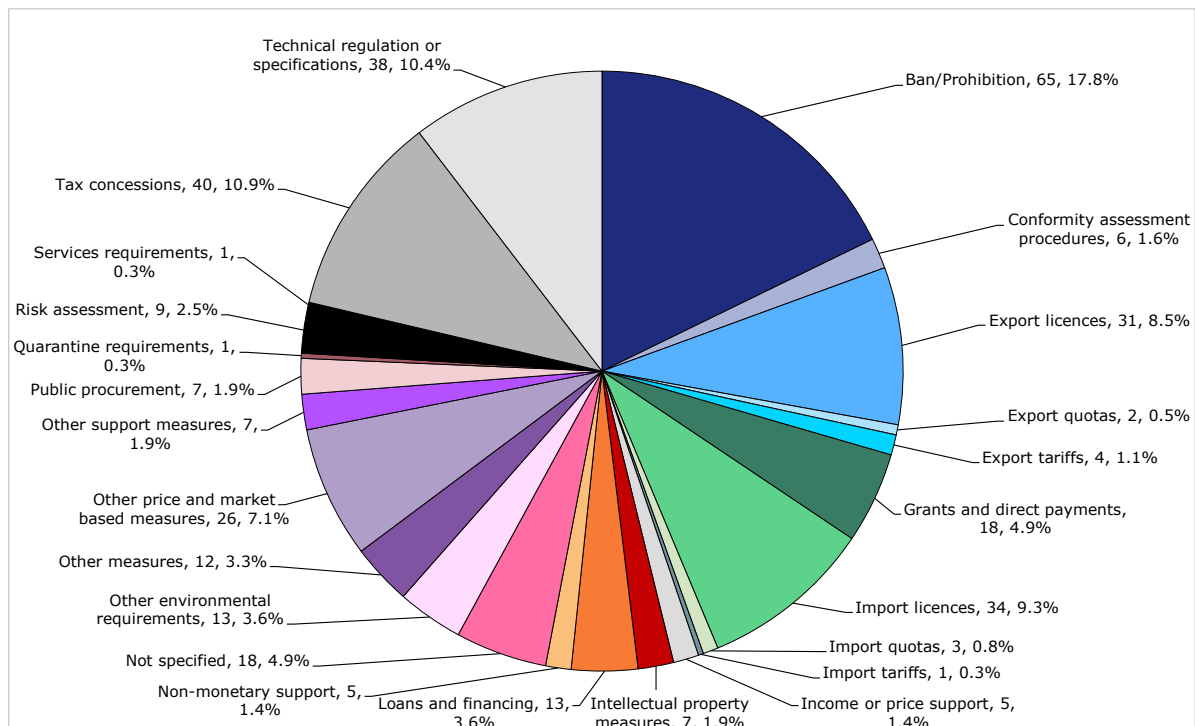
3.1. The EDB covers information on the environment-related policies, measures or programmes contained in the Secretariat and Government Trade Policy Review (TPR) reports. Environment-related information is usually found in the following sections of the TPRs: trade policy framework; trade policies and practices by measure; and trade policies by selected sector.

3.2. Eighteen TPRs were circulated in 2014. There were 721 entries with references to environment-related policies, measures or sectors in these TPRs.³⁷ The highest number of environment-related entries were found in the TPRs of China (78), followed by Hong Kong, China (60), United States (57), Mauritius (56) and the Separate Customs Territory of Taiwan, Penghu, Kinmen and Matsu (hereinafter referred to as Chinese Taipei) with 50 entries. Examples of environment-related entries identified in the TPRs are presented in Section 3.1 below.

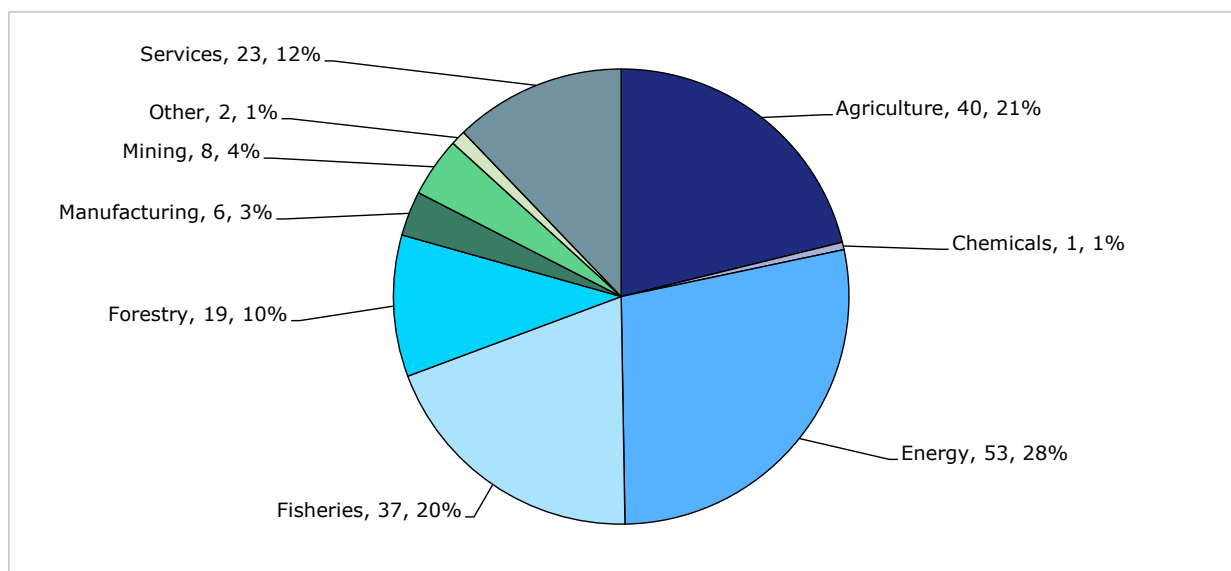
3.3. Chart 3.1 provides a detailed breakdown of the types of environment-related measures reported in the TPRs. Environment-related measures most frequently mentioned in the TPRs of 2014 were bans and prohibitions (17.8%), tax concessions (10.9%), technical regulation or specifications (10.4%), import licences (9.3%) and export licences (8.5%).

³⁶ The most recent 10 year period is covered in the chart. For the full EDB time series covering the period 1997 to 2014 see WT/CTE/EDB/14/Add.1.

³⁷ The number of environment-related TPR entries corresponds to the number of times particular environment-related policies, measures or programmes are mentioned in the Secretariat or Government TPR Reports.

Chart 3.1 - Types of Environment-related Measures Mentioned in TPRs (2014)

3.4. Regarding environment-related trade policies by sector, the most frequently mentioned sectors were energy (28% of the sector entries), followed by agriculture (21%), fisheries (20%), services (12%) and forestry (10%) (see Chart 3.2).

Chart 3.2 - Sectors Covered by Environment-related Measures Mentioned in TPRs (2014)

3.1 TPR of WTO Members in 2014

3.5. Eighteen TPRs were circulated in 2014, namely (in alphabetical order): Bahrain; Barbados; Brunei Darussalam; China; Djibouti; Ghana; Hong Kong, China; Malaysia; Mauritius; Mongolia; Myanmar; Oman; Organization of the Eastern Caribbean States (OECS); Panama; Qatar; Chinese Taipei; Tonga; and the United States of America (US).

3.6. The environment-related TPR entries of members are reported under the headings: trade policy framework; trade policies and practices by measure; and trade policy by sector. In general, trade policy framework entries include information on government environmental policies, plans, programmes and investment policies. Environment-related trade policies and practices by measure include environmental requirements and QRs (e.g. bans and prohibitions, import and export licences, conformity assessment procedures and technical regulation or specifications); price and market based measures (e.g. import/export tariffs, and import/export quotas); and support measures (e.g. grants and direct payments, loans and financing, tax concessions, non-monetary support measures, income or price support, and public procurement). The environment-related sectors mentioned in the 2014 TPRs include agriculture, chemicals, energy, fisheries, forestry, manufacturing, mining, and services.

3.7. The TPR of Bahrain³⁸ includes 14 environment-related entries. Examples of the policy framework entries in the TPR include: Bahrain's Economic Vision 2030 aimed at achieving sustainable development; and environmental provisions in the Pan Arab Free-Trade Area (PAFTA) Treaty and the Free Trade Agreement (FTA) between Bahrain and the United States. On environment-related measures, the TPR entries cover, *inter alia*: Bahrain's import restrictions for environmental protection; and the prohibitions on investment in storage and dumping of radioactive materials and toxic waste. In the sectoral analysis of the TPR, reference is made, *inter alia*, to Bahrain's aim to ensure high standards of energy efficiency and promote renewable energy (e.g. solar and wind energy).

3.8. The TPR of Barbados³⁹ includes 31 environment-related entries. Examples of the policy framework entries in the TPR include: provisions on environmental protection in the CARIFORUM-EU Economic Partnership Agreement and Canada-CARICOM Trade Agreement; and Barbados' Innovation Fund investing in environmental, waste management and energy conservation projects. On environment-related measures, the TPR entries cover, *inter alia*: Barbados' elimination of an environmental levy on imported goods; restrictions on import and export of ozone-depleting substances; and 150% tax rebate given to manufacturing firms for recognized environmental certification. Regarding the sectoral analysis of the TPR, entries include Barbados' sustainable management and conservation of fisheries resources, and the promotion of renewable and alternative energy (e.g. solar energy, and energy generated from waste).

3.9. The TPR of Brunei Darussalam⁴⁰ includes 33 environment-related entries. Examples of the policy framework entries in the TPR include: Brunei's commitments on environmental services in its regional trade agreements with Australia and New Zealand, ASEAN member States and the Republic of Korea, and Japan; and its strategy to ensure the proper conservation of its natural environment. On environment-related measures, the TPR entries cover, *inter alia*: Brunei's mandatory fishing boat registration requirement to combat illegal, unreported and unregulated (IUU) fishing; changes in excise rates to encourage the use of energy-efficient and environmentally-friendly vehicles; and a feed-in-tariff scheme to promote renewable energy. In the sectoral analysis, TPR entries include: Brunei's action plan to prevent, deter and eliminate IUU fishing, and programmes to sustain fisheries resources and the marine environment; its Selective Felling System and plantation programmes aiming to ensure the conservation of biological diversity in the local timber industry; and the promotion of sustainable green tourism.

3.10. The TPR of China⁴¹ includes 78 environment-related entries. Examples of the policy framework entries in the TPR include: the government's priority to invest in energy conservation, emission reduction, and ecological environment; China's efforts to control air pollution by closing

³⁸ WT/TPR/G/294 and WT/TPR/S/294/Rev.1.

³⁹ WT/TPR/G/308 and WT/TPR/S/308.

⁴⁰ WT/TPR/G/309 and WT/TPR/S/309.

⁴¹ WT/TPR/G/300 and WT/TPR/S/300/Rev.1.

outdated production capacity in high emission industries (e.g. steel, cement and electrolytic aluminium), and accelerating the use of clean production technologies; and foreign investment policies that encourage pollution reduction, natural resources conservation, and environment protection. On environment-related measures, the TPR entries cover, *inter alia*: technical regulations and standards for environmental protection; the government's environmental risk assessment when examining investment projects; preferential tax treatment for qualified projects relating to environmental protection, energy and water conservation; and the use of feed-in tariffs, tax refund and exemptions to promote renewable energy. In the sectoral analysis of the TPR, reference is made to environment-related products in the manufacturing sector (e.g. green/environmental protective and special clothing, and bio fibre). Other entries include: the permission to invest in marine oil pollution clean-up services; and interest payments on loans for irrigation projects aimed at saving water.

3.11. The TPR of Djibouti⁴² includes 15 environment-related entries. Examples of the policy framework entries in the TPR include: Djibouti's Economic and Social Policy Law whose objectives include the rational exploitation of natural resources to enhance and protect the environment and biodiversity. On environment-related measures, the TPR entries cover, *inter alia*: export licensing scheme and import quotas pursuant to Djibouti's commitments under the CITES and the Montreal Protocol; and special authorization requirement for the import of toxic or hazardous substances. Regarding the sectoral analysis, TPR entries describe Djibouti's efforts to promote rational exploitation of fishery resources and new fisheries management methods to protect the environment and combat IUU fishing. Other TPR entries include Djibouti's geothermal, solar, and wind power potential for electricity generation.

3.12. The TPR of Ghana⁴³ includes 26 environment-related entries. Examples of the policy framework entries in the TPR include: the reflection of environment protection and sustainable development promotion in Ghana's policy objectives and development plans; and the government's control over trade under environment-related international conventions to which it is a signatory (e.g. CITES, the Montreal Protocol, and the Basel Convention). On environment-related measures, the TPR entries cover, *inter alia*: the Environmental Excise Tax levied on imports and sales of plastics; the requirement to implement reforestation plans following logging; and licensing requirement for imports and exports of wildlife and chemicals. Regarding environment-related trade policies by sector, TPR entries include: Ghana's priority to improve fisheries governance to combat illegal fishing practices; the restoration of degraded forest; the elimination of fossil fuel subsidy since 2005; and development projects to mitigate the effects of mining on the environment.

3.13. The TPR of Hong Kong, China⁴⁴ includes 60 environment-related entries. Examples of the policy framework entries in the TPR include: Hong Kong's development of environmental infrastructure facilities and schemes to encourage the adoption of clean technologies; the inclusion of environmental services in the FTAs that Hong Kong, China signed with Chile, the European Free Trade Association (EFTA) member states, Mainland China, and New Zealand; and Hong Kong, China's participation in negotiations on environmental goods. On environment-related measures, the TPR entries cover, *inter alia*: Hong Kong's prohibitions on imports of ozone-depleting substances and hazardous waste; standards and technical requirements to control air pollution and protect the ozone layer; and registration tax reductions and exemptions for electric and environment-friendly vehicles. Regarding environment-related trade policies by sector, the TPR describes Hong Kong, China's support for sustainable fisheries management and conservation; and the promotion of organic agriculture and renewable energy.

3.14. The TPR of Malaysia⁴⁵ includes 44 environment-related entries. Examples of the policy framework entries in the TPR include: Malaysia's goal to achieve sustainable development; provisions on environment in the FTAs between Malaysia and Australia, and New Zealand; and the country's shift towards high technology, knowledge-based and capital-intensive industries such as green technologies. On environment-related measures, the TPR entries cover, *inter alia*: tax incentives and loans for environment conservation and protection; and import licensing requirements for CITES. In the sectoral analysis, several TPR entries describe Malaysia's energy

⁴² WT/TPR/G/305 and WT/TPR/S/305.

⁴³ WT/TPR/G/298 and WT/TPR/S/298/Rev.1.

⁴⁴ WT/TPR/G/306 and WT/TPR/S/306.

⁴⁵ WT/TPR/G/292/Rev.1 and WT/TPR/S/292/Rev.2.

mix and its efforts to promote renewable energy. Other entries include: Malaysia's goal to develop the mining and fisheries sectors in a sustainable, environmentally sound and responsible manner; and the environmental impact assessment requirement for agriculture projects.

3.15. The TPR of Mauritius⁴⁶ includes 56 environment-related entries. Examples of the policy framework entries in the TPR include: the Maurice Ile Durable Project with actions addressing pollution and other environmental issues; and provisions on natural resources and the cooperation on environment in the Common Market for Eastern and Southern Africa (COMESA) FTA and the European Union – Eastern and Southern African States Interim Economic Partnership Agreement (IEPA). On environment-related measures, the TPR entries cover, *inter alia*: a levy scheme based on the CO₂ emission of motor cars; excise duty based on energy efficiency index of electrical apparatus and appliances; and price support for renewable energy. In the sectoral analysis, the TPR refers to Mauritius' efforts to conserve marine eco-systems; the conservation of natural resources and biodiversity for a sustainable agriculture sector; and the promotion of renewable energy and the utilization of energy resources.

3.16. The TPR of Mongolia⁴⁷ includes 26 environment-related entries. Examples of the policy framework entries in the TPR include: Mongolia's key economic policy objective to achieve long term sustainable development; and the country's support for environment protection. On environment-related measures, the TPR entries cover, *inter alia*: local taxes for the use of natural resources; and mandatory environmental impact assessment requirement for investment. In the sectoral analysis, TPR entries include: Mongolia's implementation of the Law on Renewable Energy and National Renewable Energy Program; the biological restoration of damaged land due to mining; and Mongolia's promotion of sustainable and environmentally friendly tourism sector.

3.17. The TPR of Myanmar⁴⁸ includes 29 environment-related entries. Examples of the policy framework entries in the TPR include: international cooperation on climate change and sustainable development; environment protection provisions in the Foreign Investment Law; and the country's commitments to protect its biodiversity, conserve natural forests, and encourage environmental conservation and management. On environment-related measures, the TPR entries cover, *inter alia*: export licensing requirements for export of wild live animals, and for teak scantlings and forest products for the preservation and sustainable development of the hardwood timber forests; and the environmental impact assessment requirement for foreign direct investment and businesses operating in the Kyauk Phyu special economic zone. In the sectoral analysis, several TPR entries refer to Myanmar's efforts to ensure sustainable development of forest resources. Other TPR entries include measures to protect the environment from pollution from mining and related operations; and the promotion of energy efficiency and conservation.

3.18. The TPR of Oman⁴⁹ includes 18 environment-related entries. Examples of the policy framework entries in the TPR include: Oman's objective of creating a diversified economy based on renewable resources; the government's mandate to take any necessary action to protect and conserve underground water; provisions on environment in the FTA between Oman and the United States; and the engagement of Oman in the Basel Convention, the Rotterdam Convention, the Montreal Protocol, and CITES. On environment-related measures, the TPR entries cover, *inter alia*: Oman's ban on deep sea trawl fishing for environmental reasons; and export licensing requirements to protect species of fish that are in danger of over-exploitation. In the sectoral analysis of the TPR, environment-related entries include: environmental challenges that Oman's agriculture sector faces; and the government's goal to sustainably manage fisheries resources.

3.19. The Organization of the Eastern Caribbean States (OECS) consists of the following WTO members: Antigua and Barbuda, Dominica, Grenada, Saint Kitts and Nevis, Saint Lucia, and Saint Vincent and the Grenadines. The TPR of the OECS⁵⁰ has 13 environment-related entries.⁵¹ Examples of the policy framework entries in the TPR include: the OECS countries' vulnerability to natural disasters; the development of guidelines for environmental compliance and enforcement

⁴⁶ WT/TPR/G/304 and WT/TPR/S/304.

⁴⁷ WT/TPR/G/297/Rev.1 and WT/TPR/S/297/Rev.1.

⁴⁸ WT/TPR/G/293 and WT/TPR/S/293/Rev.1.

⁴⁹ WT/TPR/G/295 and WT/TPR/S/295/Rev.1.

⁵⁰ WT/TPR/G/299/Rev.1 and WT/TPR/S/299/Rev.1.

⁵¹ This number does not include the environment-related entries identified in the country-specific annexes to the TPR of OECS. Information from the country-specific annexes can be accessed in WT/CTE/EDB/14/Add.1.

aimed at tracing and minimizing territorial waste and marine pollution; the legislated common environmental policies of the OECS; and the provisions on environment protection in the Economic Partnership Agreement (EPA). On environment-related measures, the TPR entries cover, *inter alia*: environmental charges on imports; and the ban on exports of wildlife based on CITES.

3.20. The TPR of Panama⁵² includes 28 environment-related entries. Examples of the policy framework entries in the TPR include: environmental provisions in the FTA between Panama and Canada; the country's approval of the Cartagena Protocol on Biosafety to the Convention on Biological Diversity; and the establishment of the National Biosafety Commission as well as biosafety committees. On environment-related measures, the TPR entries cover, *inter alia*: the import licensing requirement for precursors and essential chemical substances subject to international control; and tax incentives given to companies engaged in reforestation and renewable energy. In the sectoral analysis, TPR entries include: the promotion of renewable energy and the adoption of energy saving measures; and environmental programmes in the agriculture sector. Other entries include: infrastructure works to clean up the Panama Bay; and preference granted to projects that use renewable sources in public procurement processes.

3.21. The TPR of Qatar⁵³ includes 17 environment-related entries. Examples of the policy framework entries in the TPR include: environmental development as one of the four development pillars of Qatar National Vision 2030 covering the sustainable use and preservation of natural resources, the protection of biodiversity, and the promotion of green technology and research on environment; and Qatar's proposal to define natural gas and its derivatives as environmental goods in the Committee on Trade and Environment. On environment-related measures, the TPR entries cover, *inter alia*: Qatar's provisions towards green building regulations; and export permits for environment protection. Regarding the sectoral analysis, TPR entries include: Qatar's intention to pursue technological innovation and fully develop the gas industry to provide clean energy; the country's GATS commitments on environmental services; and obligation to take necessary precautions to preserve the environment in Qatar's Tourism Licence scheme.

3.22. The TPR of the Separate Customs Territory of Taiwan, Penghu, Kinmen and Matsu⁵⁴ includes 50 environment-related entries. Examples of the policy framework entries in the TPR include: Chinese Taipei's efforts to liberalize trade in environmental goods in the WTO; focus on biotechnology and green energy industries; and the Statute for Industrial Innovation that focuses on green policies including measures to reduce greenhouse gas emissions and to adopt pollution control technologies. On environment-related measures, the TPR entries cover, *inter alia*: the prohibition of logging of Chinese Taipei's natural forests; export and import licensing schemes for HCFCs, and endangered species of wild fauna and flora protected under CITES; and grants for energy conservation and carbon reduction, clean production and green technology. In the sectoral analysis, TPR entries include: regulations on organic agricultural products and promotion of a sustainable agriculture sector; the conversion of farmland into forests; the implementation of the Renewable Energy Development Act and the Greenhouse Gas Emissions Reduction Act; and measures to combat IUU fishing.

3.23. The TPR of Tonga⁵⁵ includes 39 environment-related entries. Examples of the policy framework entries in the TPR include: Tonga's target to increase the share of renewable energy in its energy mix (particularly solar energy and energy generated from biomass); projects on climate change and renewable energy funded by Tonga's development partners; and Tonga's efforts in various areas to achieve sustainable development. On environment-related measures, the TPR entries cover, *inter alia*: Tonga's export quotas on sea cucumbers for conservation purposes; and emission standards applied to motor vehicles. Regarding the sectoral analysis, TPR entries cover, *inter alia*: the regulatory system for the sustainable harvesting and re-planting of sandalwood; the restrictions on certain fishing activities to address overfishing and to sustainably manage fisheries resources; the incorporation of procedures for environmental impact and safeguards in the Seabed Minerals Bill; and the tourism sector's strategy to improve environmental management.

⁵² WT/TPR/G/301/Rev.1 and WT/TPR/S/301/Rev.1.

⁵³ WT/TPR/G/296/Rev.1 and WT/TPR/S/296/Rev.1.

⁵⁴ WT/TPR/G/302 and WT/TPR/S/302/Rev.1.

⁵⁵ WT/TPR/G/291 and WT/TPR/S/291/Rev.1.

3.24. The TPR of United States of America⁵⁶ includes 57 environment-related entries. Examples of the policy framework entries in the TPR include: the country's engagement in bilateral and regional trade agreements as well as its participation in the plurilateral Environment Goods Agreement negotiations. On environment-related measures, the TPR entries cover, *inter alia*: import and export licensing requirements for endangered species; loan and financing schemes to support farmers who retire environmentally sensitive land from crop production; and the promotion of renewable energy and energy efficiency through standards, labelling, grants, loans and guarantees. In the sectoral analysis, TPR entries include: the government's efforts to combat IUU fishing and promote sustainable fishing practices; renewable energy programmes that provide incentives for research, development, and production of bio-fuels; and the extension of existing programmes aimed at supporting the organic agriculture sector. Other entries include the President's Executive Order on Combating Wildlife Trafficking issued in 2013.

3.25. The information provided above is only illustrative to highlight the wide range and depth of data available in the EDB. A complete listing can be accessed in the TPR section of the electronic database (see also Annex V for the EDB User Guide).⁵⁷

⁵⁶ WT/TPR/G/307 and WT/TPR/S/307.

⁵⁷ See WT/CTE/EDB/14/Add.1.

4 ANNEXES

Annex 1 - Environment-related Search Words¹

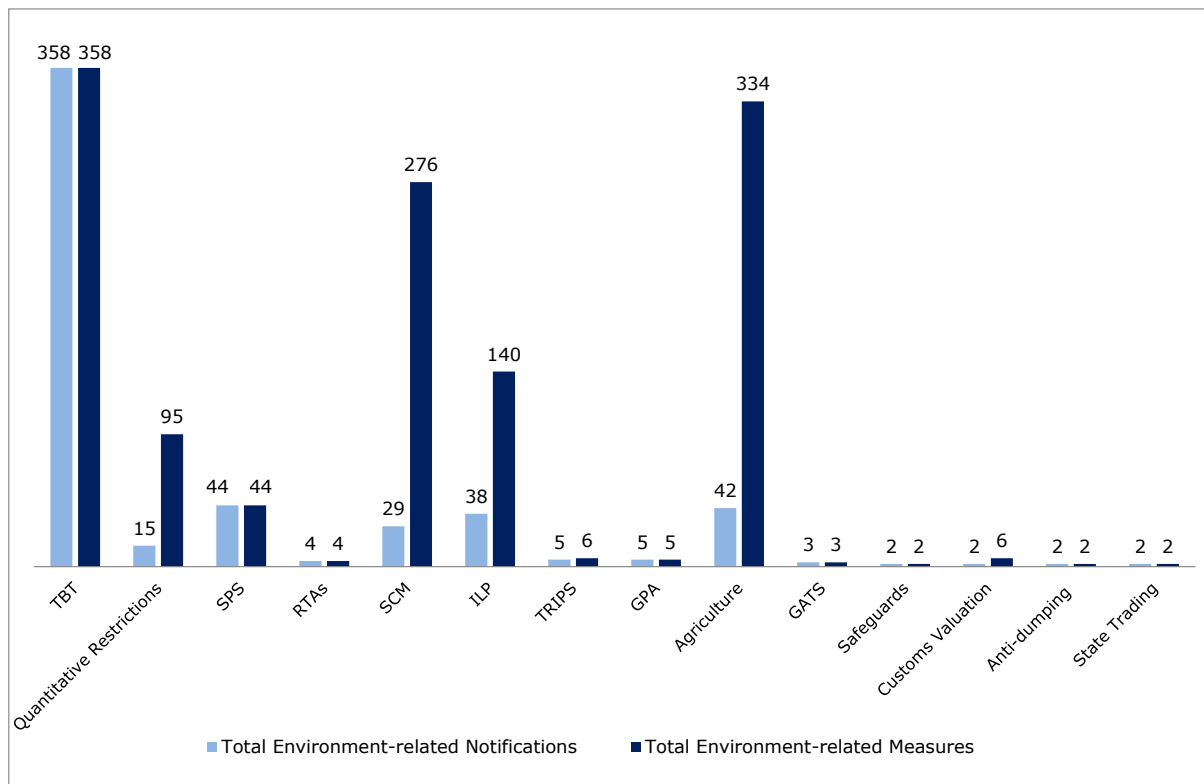
| | |
|------------------|-------------------|
| Basel Convention | HCFCs |
| Bio | Indigenous |
| Carbon | Kyoto Protocol |
| Cartagena | Modified organism |
| CFCs | Marking |
| CITES | Montreal Protocol |
| Clean | Natural resources |
| Climate | Novel |
| Conserv(ation) | Organic |
| Desertification | Ozone |
| Diversity | Package(ing) |
| Eco-label | Pollution |
| Ecology | Preservation |
| Emissions | Preserve |
| Endangered | Recycle |
| Energy | Renewable |
| Environment | Saving |
| Extinct | (Soil) erosion |
| Fauna | Species |
| Fish | Sustainable |
| Flora | Toxic |
| Forest | Tree |
| Genetic | Waste |
| GHGs | Wildlife |
| Green (house) | Wood |
| Hazardous | |

¹ See also the following documents containing information on search words: WT/CTE/W/46, WT/CTE/W/78 and WT/CTE/W/102.

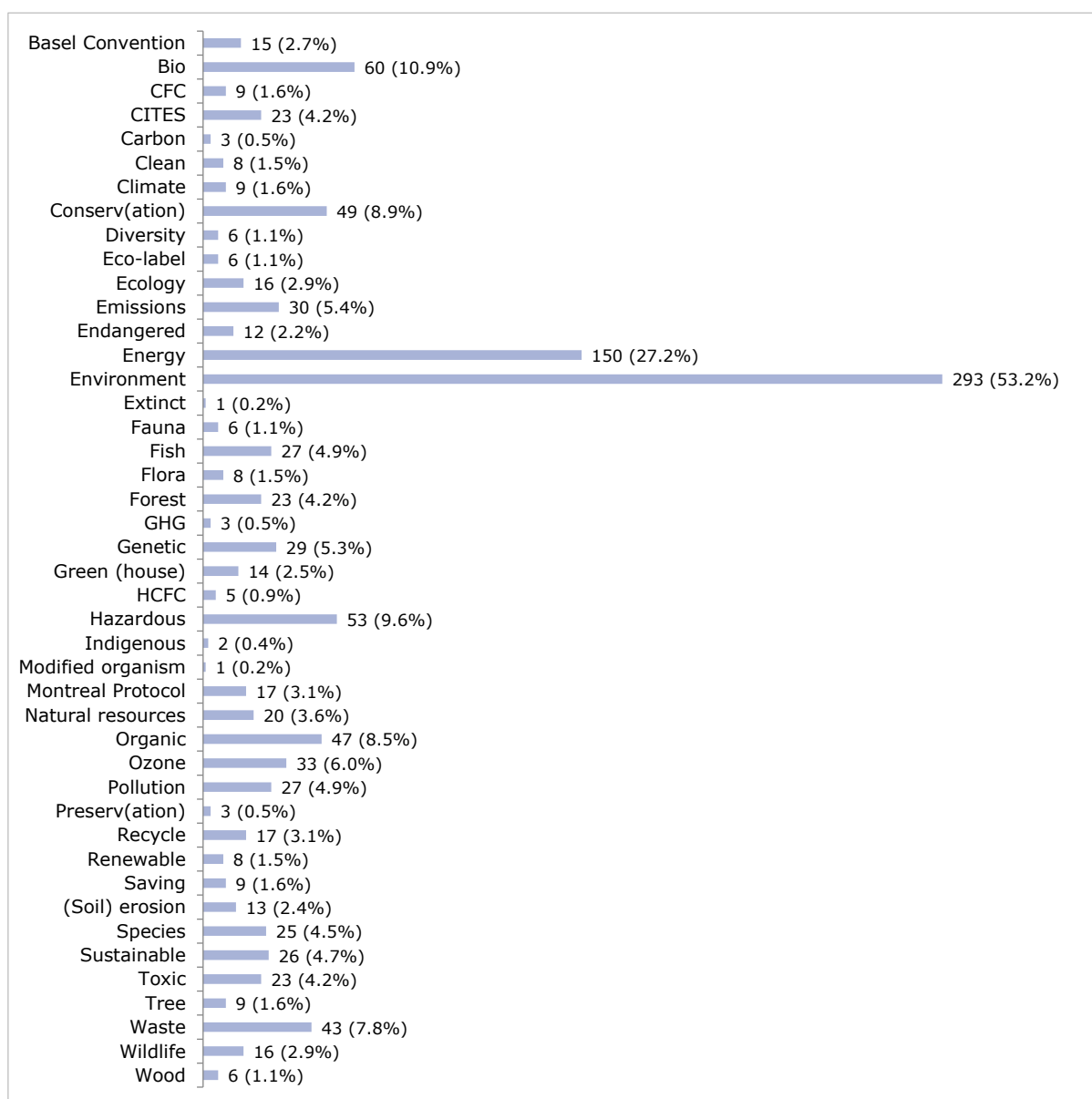
Annex 2 - Number of Environment-related Notifications¹ (1997-2014)

| WTO Agreements | 1997 | 1998 | 1999 | 2000 | 2001 | 2002 | 2003 | 2004 | 2005 | 2006 | 2007 | 2008 | 2009 | 2010 | 2011 | 2012 | 2013 | 2014 |
|--|------------|------------|------------|------------|------------|------------|------------|------------|------------|------------|------------|------------|------------|------------|------------|------------|------------|------------|
| TBT | 89(795) | 98(648) | 83(671) | 97(610) | 67(539) | 114(582) | 100(794) | 107(638) | 121(771) | 155(874) | 168 (1032) | 238 (1265) | 274 (1490) | 270 (1413) | 268 (1216) | 353 (1551) | 384 (1605) | 358 (1558) |
| SPS | 8(286) | 21(296) | 12(402) | 26(402) | 25(621) | 47(610) | 50(687) | 57(612) | 105 (1298) | 140(901) | 98(849) | 84(889) | 81(737) | 83 (1051) | 76 (1007) | 91(856) | 107 (929) | 44 (1169) |
| SCM | 16(136) | 32(133) | 27(126) | 38(160) | 24(159) | 31(177) | 34(171) | 13(122) | 27(168) | 8(97) | 33(164) | 5(99) | 40(181) | 8(117) | 47(140) | 17(108) | 48(158) | 29 (110) |
| Agriculture | 20(237) | 22(216) | 27(195) | 40(228) | 40(242) | 32(197) | 34(173) | 29(157) | 25(148) | 24(126) | 32(119) | 24(137) | 36(210) | 49(195) | 44(182) | 45(203) | 34(135) | 42 (210) |
| Anti-Dumping | 4(109) | 1(133) | 3(133) | 0(127) | 0(134) | 1(166) | 2(155) | 3(134) | 0(127) | 0(112) | 0(118) | 0(134) | 0(157) | 0(164) | 0(127) | 0(133) | 0(122) | 2 (120) |
| ILP | 13(51) | 20(63) | 10(68) | 21(77) | 7(55) | 13(96) | 16(57) | 12(40) | 20(45) | 19(62) | 13(65) | 20(51) | 23(82) | 21(72) | 23(78) | 30(85) | 23(96) | 38 (99) |
| Safeguards | 0(42) | 1(47) | 0(99) | 1(110) | 1(137) | 1(170) | 1(147) | 3(75) | 1(80) | 0(86) | 0(59) | 0(73) | 0(171) | 0(106) | 2(64) | 2(89) | 2(112) | 2 (110) |
| Customs Valuation | 0(9) | 1(14) | 1(15) | 3(36) | 1(41) | 1(41) | 0(11) | 0(17) | 1(13) | 0(1) | 0(9) | 0(12) | 0(6) | 0(4) | 0(4) | 3(13) | 2(13) | 2 (23) |
| State Trading | 0(37) | 2(36) | 0(50) | 0(50) | 1(56) | 5(58) | 3(38) | 0(43) | 1(12) | 1(37) | 0(20) | 1(24) | 0(29) | 4(77) | 0(8) | 4(39) | 0(17) | 2 (51) |
| RTAs | 6(55) | 8(74) | 14(75) | 8(56) | 10(64) | 0(41) | 0(56) | 0(70) | 0(63) | 0(30) | 0(25) | 4(37) | 4(30) | 4(26) | 3(33) | 2(37) | 2(40) | 4 (19) |
| TRIPS | 0(172) | 1(106) | 3(69) | 5(333) | 6(236) | 16(225) | 5(147) | 7(251) | 2(59) | 2(38) | 3(72) | 7(139) | 2(84) | 8(97) | 9(66) | 5(139) | 9(209) | 5 (96) |
| GATS | 0(24) | 1(25) | 0(21) | 0(25) | 0(46) | 7(43) | 0(41) | 4(52) | 1(53) | 1(29) | 0(41) | 0(49) | 0(68) | 2(45) | 1(38) | 3(66) | 1(48) | 3 (75) |
| QRs | 5(15) | 3(11) | 2(13) | 5(18) | 2(10) | 4(14) | 2(8) | 7(10) | 1(6) | 2(8) | 3(6) | 4(12) | 2(8) | 1(6) | 2(8) | 13(14) | 5(10) | 15 (22) |
| TRIMs | 0(18) | 0(22) | 0(12) | 0(10) | 0(2) | 0(29) | 0(13) | 0(12) | 0(14) | 0(14) | 0(13) | 0(9) | 0(21) | 0(18) | 0(4) | 0(4) | 0(6) | 0(6) |
| BoP Provisions | 1(23) | 0(11) | 0(7) | 0(9) | 0(7) | 0(4) | 0(0) | 0(1) | 0(1) | 0(0) | 0(1) | 0(0) | 0(9) | 0(6) | 0(0) | 0(0) | 0(0) | 0(0) |
| Preshipment Inspection | 0(2) | 0(1) | 0(1) | 0(0) | 0(1) | 0(0) | 0(0) | 0(1) | 0(0) | 0(0) | 0(0) | 0(1) | 0(0) | 0(2) | 0(2) | 0(4) | 0(3) | 0 (2) |
| Rules of Origin | 0(4) | 0 (6) | 0 (3) | 0(4) | 0(6) | 0(4) | 0(4) | 0(3) | 0(2) | 0(1) | 0(7) | 0(4) | 0(5) | 0(4) | 0(8) | 0(14) | 0(22) | 0 (17) |
| GPA | 2(7) | 0 (14) | 0 (9) | 0(19) | 2(14) | 9(21) | 0(8) | 1(11) | 5(11) | 4(10) | 3(8) | 8(14) | 18(29) | 3(32) | 2(16) | 1(13) | 2(15) | 5 (27) |
| ITA | 0(0) | 0 (18) | 0 (0) | 0(0) | 0(0) | 0(0) | 0(0) | 0(0) | 0(0) | 0(0) | 0(0) | 0(0) | 0(0) | 0(0) | 0(0) | 0(0) | 0(0) | 0(0) |
| Trade Facilitation | | | | | | | | | | | | | | | | | | 0 (55) |
| Other notifications | 1 (15) | 0 (5) | 0 (3) | 1 (8) | 0 (6) | 0 (4) | 0 (3) | 1 (7) | 1 (3) | 1(2) | 0 (5) | 0 (8) | 0 (4) | 0 (6) | 0 (9) | 0 (6) | 1 (5) | 0 (4) |
| Total environment-related notifications | 165 (2027) | 211 (1879) | 182 (1972) | 245 (2282) | 186 (2376) | 281 (2482) | 247 (2513) | 244 (2256) | 311 (2874) | 357 (2428) | 353 (2613) | 395 (2957) | 481 (3321) | 453 (3441) | 477 (3010) | 569 (3374) | 620 (3545) | 551 (3773) |
| Share of environment-related notifications | 8.10% | 11.20% | 9.20% | 10.70% | 7.80% | 11.30% | 9.80% | 10.80% | 10.80% | 14.70% | 13.50% | 13.40% | 14.50% | 13.20% | 15.80% | 16.90% | 17.49% | 14.60% |

¹ Figures in parenthesis represent the total number of notifications submitted by Members under each relevant WTO Agreement. This number includes regular notifications as well as addenda, corrigenda and revisions, except in the case of TBT and SPS notifications, where addenda and corrigenda are not covered.

Annex 3 - Number of Environment-related Notifications and Measures¹ (2014)

¹ Notifications may contain more than one measure.

Annex 4 - Search Word Frequency in Notifications in 2014¹

¹ Figures in parenthesis indicate the share of total environment-related notifications that included a given search word.

Annex 5 - Electronic EDB User's Guide**I - WHAT INFORMATION IS AVAILABLE IN THE ELECTRONIC EDB?**

1. The electronic EDB compiles all environment-related notifications made under the WTO Agreements and environment-related measures reported in the TPRs in an Excel Workbook.¹ It allows users to search through the EDB environment-related information according to specific criteria, for instance by Member, Agreement, type of measure, sector or environmental objective.

2. The Excel Workbook is divided into two main worksheets: "Notifications", listing all the environment-related notifications; and "TPRs", providing the environment-related information mentioned in TPRs. In addition, a third worksheet entitled "Summary" is included to allow users to retrieve pre-defined summary tables and graphs for the period 1997 - 2014.

A. "Notifications" worksheet

3. The "Notifications" worksheet displays the following information:

- Agreement: the WTO Agreement being notified;
- Document symbol: the symbol of the notification document;
- Document link: the Web link to WTO Documents Online
- Notifying Member: the Member notifying the environment-related measure;
- Region group: the region of the notifying Member;
- Development status: the development status of the notifying Member;
- Year: the year of notification;
- Notification pursuant to: the provisions of the relevant Agreement under which the notification is made;
- Measure description: a description of the measure as indicated in the notification;
- Type of measure: the type of measure stated in the notification;
- Coverage of the measure: products/activities subject to the notified measure;
- ICS - HS code: ICS or HS classification of the relevant products (when available);
- Implementation period: the implementation period or date of the entry into force of the notified measure;
- Environment-related objective: the environment-related objective of the measure; and
- Keywords: the environment-related keyword search included in the notification (see Annex I).

4. Three harmonized categories have also been created to facilitate research:

- Type of environment-related objectives;

¹ WT/CTE/EDB/14/Add.1.

- Type of measures; and
- Type of sectors.

B. "TPRs" worksheet

5. The "TPRs" worksheet displays the following information:

- Type of TPR: TPR reports prepared by either the Secretariat (S) or the Member (M);
- Document symbol: the symbol of the TPR document;
- Document link: the web link to the TPR document through WTO Documents Online;
- Document reference: the reference made to the paragraph number "§" in the TPR document;
- Member: the Member covered in the TPR;
- Region group: the region of the Member;
- Development status: the development status of the Member;
- Year: the year of publication of the TPR;
- Type of information: the type of environment-related information found in the TPR (whether trade policy framework; trade policy by measure; or trade policy by sector);
- Type of measures or sectors: the measure or sector associated with the environment-related information;
- Relevant information: the excerpt from the TPR in which the environment-related measure, provision or programme was identified; and
- Keywords: the keyword search included in the TPR reports.

C. "Summary" worksheet

6. The "Summary" worksheet provides pre-defined information and graphs on environment-related notifications to each WTO Agreement and measures mentioned in TPRs.

II - HOW TO USE THE ELECTRONIC EDB?

7. The Excel Workbook allows searches through all the variables mentioned above by using the filter function. Users can, by clicking on the right-bottom arrow icon of the heading of the selected variable, either select the information on a drop-down list (see left image of Chart 1) or type in the relevant information (see right image of Chart 1).

Chart 1 - Search Function

The image displays two side-by-side screenshots of a software interface for searching through a database. Both screenshots show a table with columns 'Measure description' and 'Type of measure'. The table contains rows for 'Tech', 'Draft', and 'UAE' measures.

Left Screenshot: A search menu is open. It includes options like 'Sort A to Z', 'Sort Z to A', 'Sort by Color', 'Clear Filter From "Type of measure"', 'Filter by Color', and 'Text Filters'. A search box contains the text 'ban'. Below the search box, a list of search results is shown with checkboxes: '(Select All)', 'Advisory services program', 'Auxiliary and associated services pro', 'Ban', 'Ban lift', 'Ban; Import licensing', 'Ban; Import licensing; Export licensing' (which is highlighted), 'Buildings and facilities program', and 'Capital expenditure deduction'. 'OK' and 'Cancel' buttons are at the bottom.

Right Screenshot: The search results for 'ban' are displayed. The search box contains 'ban'. The results list includes: '(Select All Search Results)', 'Add current selection to filter', 'Ban', 'Ban lift', 'Ban; Import licensing', 'Ban; Import licensing; Export licensing', and 'Import ban'. All these items are checked. 'OK' and 'Cancel' buttons are at the bottom.

8. Multiple criteria search is also possible, for instance, to search all notifications made by a given country or region/development status group with a specific environment-related objective or a specific type of measure.

9. As an example, retrieving all TBT notifications that contain "technical regulation or specifications" to promote "energy conservation and efficiency", can be done as follows:

- a. select the "Notifications" spreadsheet;
- b. select the TBT Agreement in the column "Agreement" by clicking on the bottom-right arrow icon and typing "TBT" in the search box;
- c. select the type of measure in the column "Harmonized types of measures" by clicking on the bottom-right arrow icon of the heading and typing "technical regulation or specifications" in the search box;
- d. select the type of objective in the column "Harmonized types of environment-related objectives" by clicking on the bottom-right arrow icon of the heading and typing "energy conservation and efficiency" in the search box.

10. After the search, to go back to the full database, it is important to follow the reverse order of the selection:

- a. click on the bottom-right arrow icon of the heading of the variable "Harmonized types of environment-related objectives" and select the "Select All" box;
- b. click on the bottom-right arrow icon of the heading of the variable "Harmonized types of measures" and select the "Select All" box; and

- c. click on the bottom-right arrow icon of the heading of the variable "Agreement" and select the "Select All" tick box.
11. Once the data is selected through the filter, the user can print the records by hiding the variables of no interest (select the column, right-click and select "hide" option). In addition, the user can apply the scaling option available, through their printer driver, to fit all the selected columns in one page.

III - HARMONIZED CATEGORIES

Table 1 - Types of environment-related objectives (25)

| |
|---|
| Afforestation/reforestation |
| Air pollution reduction |
| Alternative and renewable energy |
| Animal protection |
| Biodiversity and ecosystem |
| Chemical, toxic and hazardous substances management |
| Climate change mitigation and adaptation |
| Energy conservation and efficiency |
| Environmental goods and services promotion |
| Environmental protection from pests and diseases |
| Environmentally friendly consumption |
| General environmental protection |
| MEAs implementation and compliance |
| Natural resources conservation |
| Other environmental risks mitigation |
| Ozone layer protection |
| Plant protection |
| Soil management and conservation |
| Sustainable agriculture management |
| Sustainable and environmentally friendly production |
| Sustainable fisheries management (aquaculture) |
| Sustainable forestry management |
| Sustainable mining management |
| Waste management and recycling |
| Water management and conservation |

Table 2 - Types of measures (31)

| |
|--|
| Anti-dumping measure / investigation |
| Ban/Prohibition |
| Conformity assessment procedures |
| Countervailing measure / investigation |

| |
|--|
| Environmental provisions in trade agreements |
| Export licences |
| Export quotas |
| Export tariffs |
| Grants and direct payments |
| Import licences |
| Import quotas |
| Import tariffs |
| Income or price support |
| Intellectual property measures |
| Internal taxes |
| Investment measures |
| Loans and financing |
| Non-monetary support |
| Not specified |
| Other environmental requirements |
| Other measures |
| Other price and market based measures |
| Other support measures |
| Public procurement |
| Quarantine requirements |
| Regulation affecting movement or transit |
| Risk assessment |
| Safeguard measure / investigation |
| Services requirements |
| Tax concessions |
| Technical regulation or specifications |

Table 3 – Types of sectors subject to the measure (11)

| |
|----------------------------------|
| Agriculture |
| All products/economic activities |
| Chemicals |
| Energy |
| Fisheries |
| Forestry |
| Manufacturing |
| Mining |
| Not specified |
| Other |
| Services |